



US00D802727S

(12) **United States Design Patent** (10) **Patent No.:** **US D802,727 S**
Cabrera (45) **Date of Patent:** **** Nov. 14, 2017**

(54) **AIR FRESHENER CONTAINER**
 (71) Applicant: **Edwin Cabrera**, Largo, FL (US)
 (72) Inventor: **Edwin Cabrera**, Largo, FL (US)
 (**) Term: **15 Years**

D258,874 S * 4/1981 Hocq D11/79
 D281,369 S * 11/1985 Harris D99/34
 D321,394 S * 11/1991 Petrucci D23/209
 D406,307 S * 3/1999 Kang D22/117
 D516,454 S * 3/2006 Gimpel D11/79
 D583,700 S * 12/2008 Greer D11/80
 D678,628 S * 3/2013 Krueger D30/127
 D744,172 S * 11/2015 Donegan D30/127

* cited by examiner

(21) Appl. No.: **29/570,838**
 (22) Filed: **Jul. 12, 2016**
 (51) **LOC (10) Cl.** **23-99**
 (52) **U.S. Cl.**
 USPC **D23/366**
 (58) **Field of Classification Search**
 USPC D23/200, 259, 314, 325, 333-336,
 D23/355-367, 386-388; D11/7, 79;
 D24/197; D99/34
 CPC Y10T 428/1366; B32B 2597/00; A61M
 25/0012; B01D 46/00; B01D 46/0004;
 B01D 27/04
 See application file for complete search history.

Primary Examiner — Robert M Spear
Assistant Examiner — John Voytek
 (74) *Attorney, Agent, or Firm* — Christopher Paradies;
 Paradies Law P.A.

(57) **CLAIM**

I claim the ornamental design for an air freshener container, as shown and described.

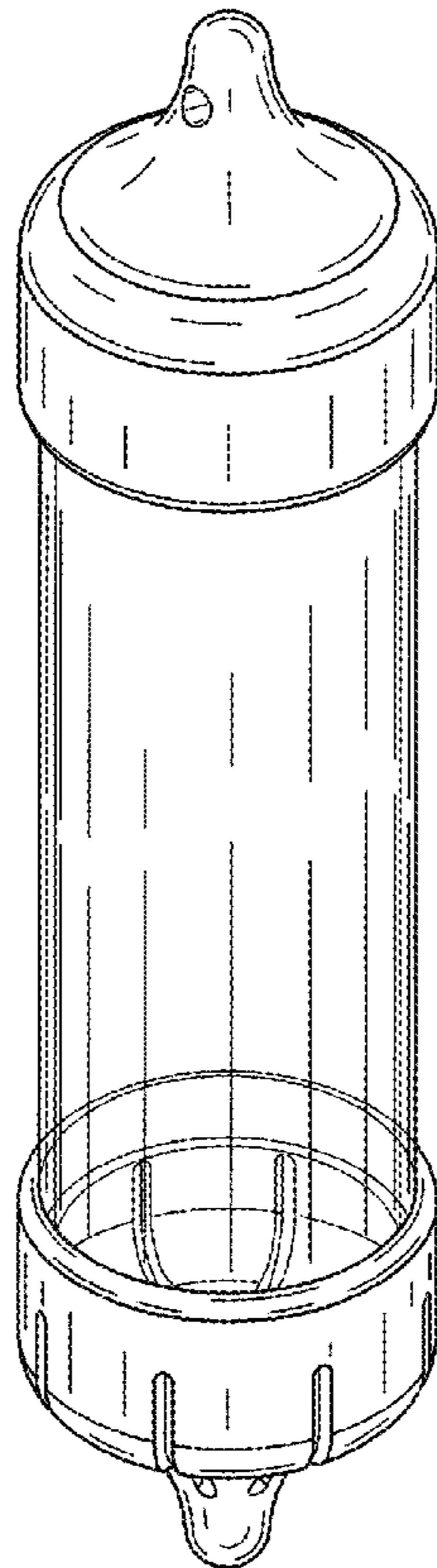
DESCRIPTION

FIG. 1 is a top perspective view from the of the air freshener container.
 FIG. 2 is a bottom perspective view of the air freshener container.
 FIG. 3 is a top view of the air freshener container.
 FIG. 4 is a bottom view of the air freshener container.
 FIG. 5 is the front and back side symmetric view of the air freshener container; and,
 FIG. 6 is the left and right side symmetric view of the air freshener container.

1 Claim, 3 Drawing Sheets

(56) **References Cited**
 U.S. PATENT DOCUMENTS

D60,567 S * 3/1922 Palmer D24/197
 2,781,912 A * 2/1957 Newcum F25B 43/003
 210/295
 D249,542 S * 9/1978 Aldridge D23/209
 D254,145 S * 2/1980 Wilcock D23/209



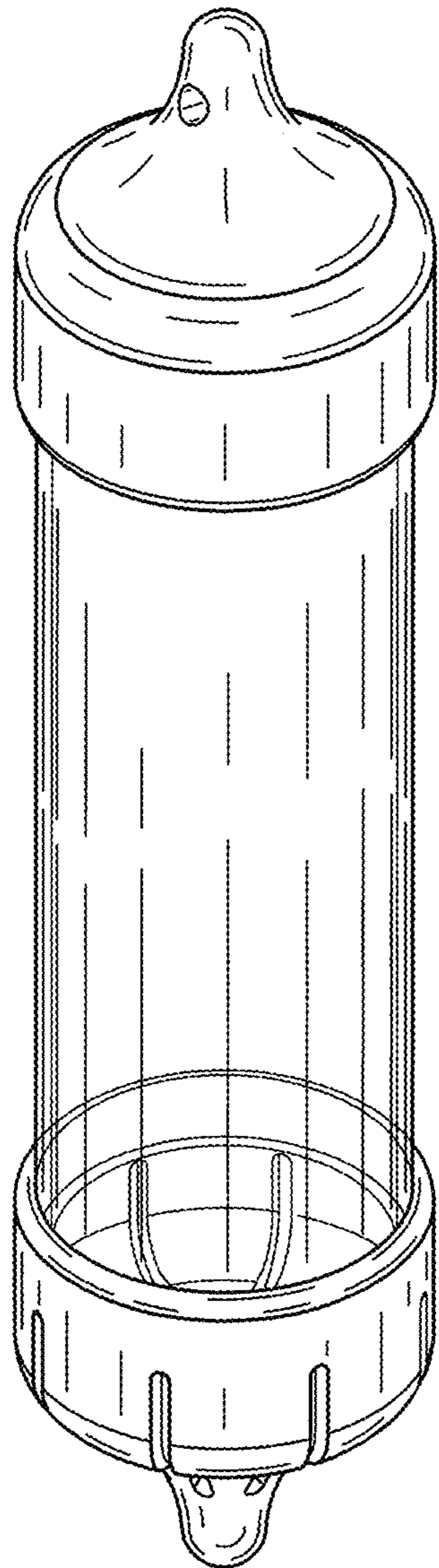


FIG. 1

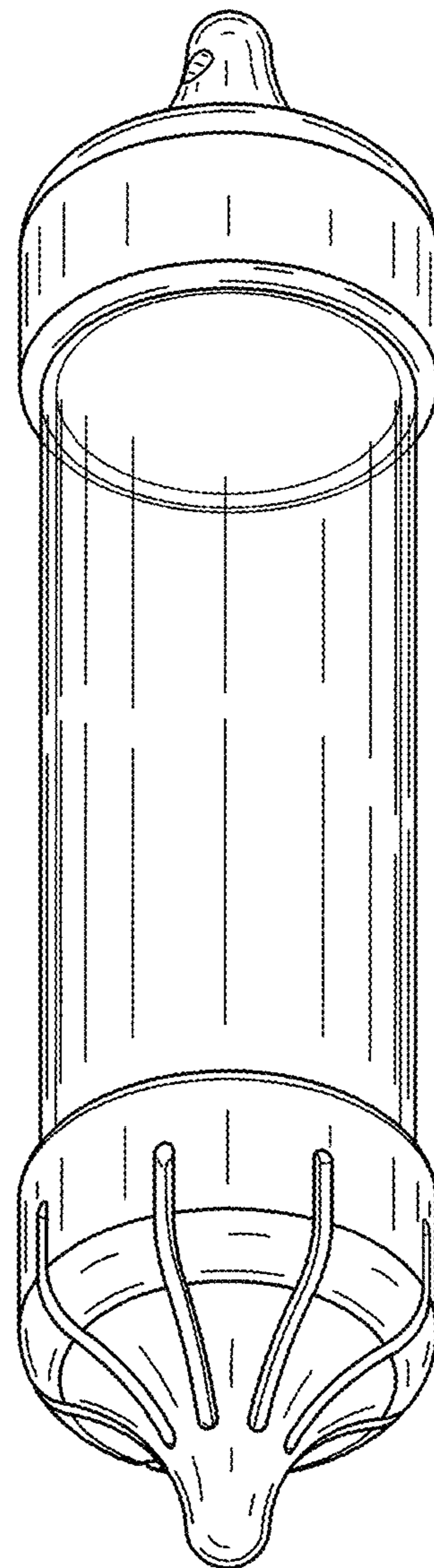


FIG. 2

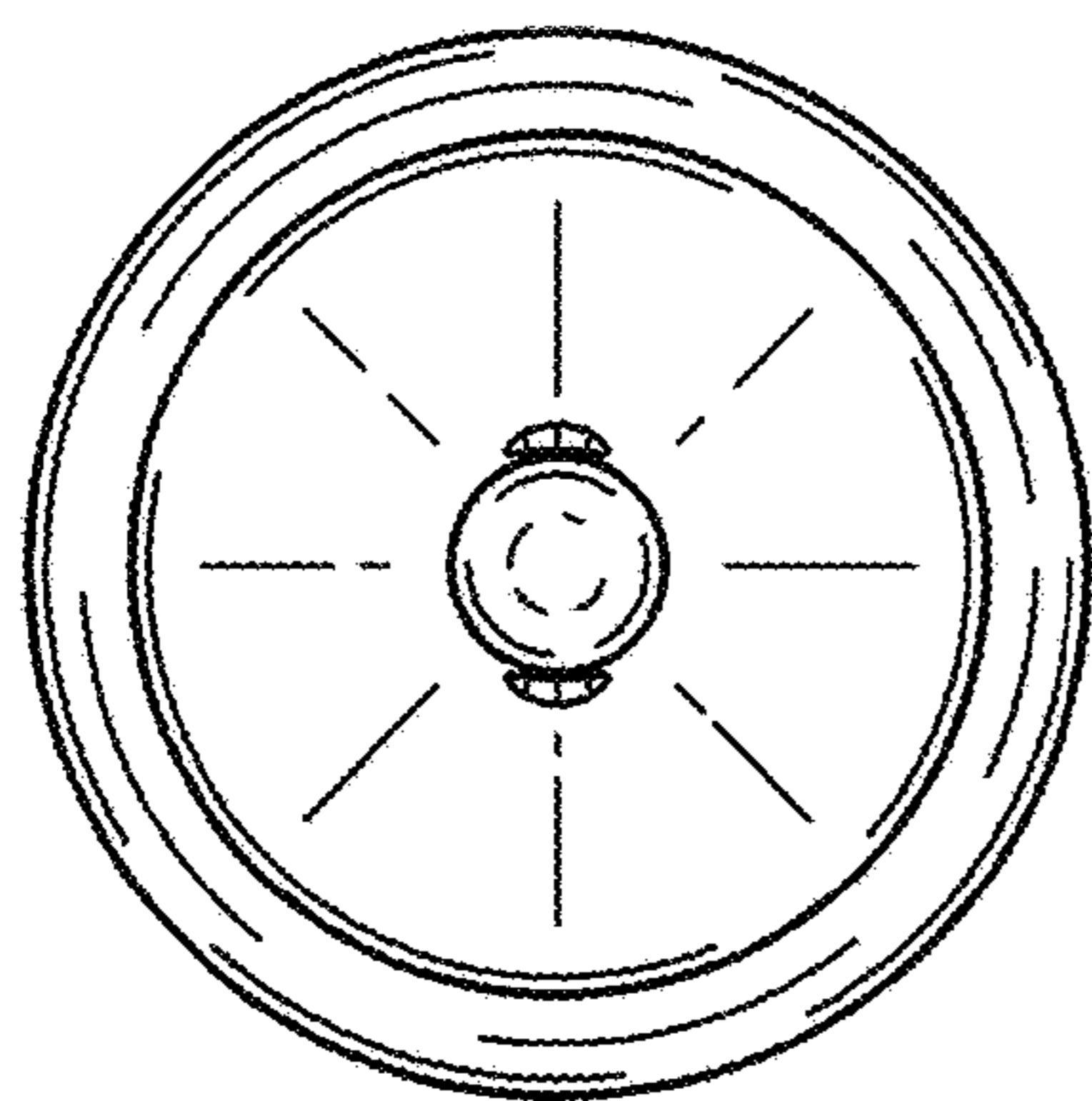


FIG. 3




FIG. 4

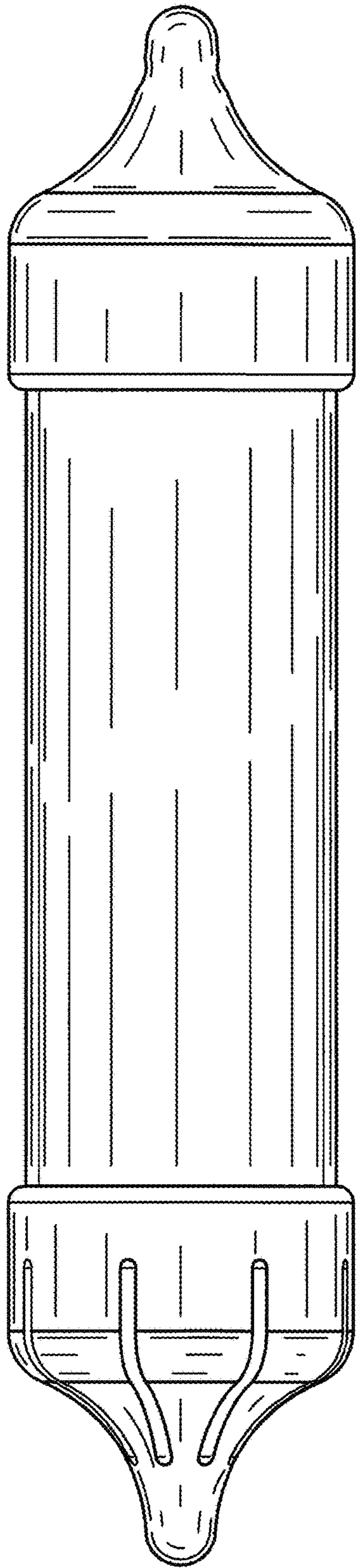


FIG. 5

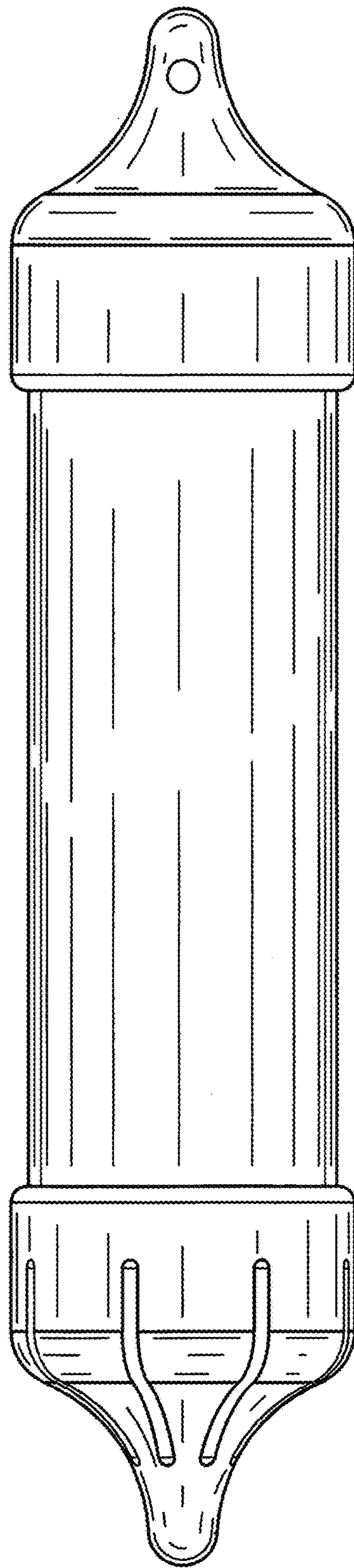


FIG. 6