



US00D802695S

(12) **United States Design Patent**  
**Brooks**

(10) **Patent No.:** **US D802,695 S**

(45) **Date of Patent:** **\*\* Nov. 14, 2017**

(54) **GOLF BALL MARKER**

(71) Applicant: **Donald Allen Brooks**, Sun City, AZ  
(US)

(72) Inventor: **Donald Allen Brooks**, Sun City, AZ  
(US)

(\*\*) Term: **15 Years**

(21) Appl. No.: **29/577,998**

(22) Filed: **Sep. 16, 2016**

(51) **LOC (10) Cl.** ..... **21-02**

(52) **U.S. Cl.**  
USPC ..... **D21/794**

(58) **Field of Classification Search**  
USPC ..... D21/789, 793, 794, 386, 390  
CPC ..... A63B 57/353; A63B 57/207; A63B 57/30;  
A63B 57/35; A63B 57/50; A63B 57/00  
See application file for complete search history.

(56) **References Cited**

U.S. PATENT DOCUMENTS

- 2,541,239 A \* 2/1951 Grassle ..... H01R 24/28  
439/694
- 3,310,879 A \* 3/1967 Brzezinski ..... A63B 47/008  
15/237
- D233,897 S \* 12/1974 Hart ..... D21/793
- 4,475,306 A \* 10/1984 Mehrens ..... A47G 7/044  
248/236

- D290,634 S \* 6/1987 Shumlas ..... D21/793
- 5,159,294 A \* 10/1992 Ishikawa ..... H01P 1/387  
174/549
- D345,776 S \* 4/1994 Williams ..... D10/64
- 5,356,133 A \* 10/1994 Bellagamba ..... A63B 57/207  
473/406
- D359,643 S \* 6/1995 Langmade ..... D6/556
- 6,116,441 A \* 9/2000 Decelles ..... B65D 47/0838  
215/237
- D477,377 S \* 7/2003 D'Aguzzo ..... D21/793
- D488,528 S \* 4/2004 Kennedy ..... D21/793
- D595,799 S \* 7/2009 Yang ..... D21/789
- D790,020 S \* 6/2017 Hubbard ..... D21/793

\* cited by examiner

*Primary Examiner* — Mitchell I. Siegel

(74) *Attorney, Agent, or Firm* — Plager Schack LLP


(57) **CLAIM**

An ornamental design for a golf ball marker, as shown and described.

**DESCRIPTION**

FIG. 1 is a front perspective view of the golf ball marker.  
 FIG. 2 is a rear perspective view of the golf ball marker.  
 FIG. 3 is a front view of the golf ball marker.  
 FIG. 4 is a rear view of the golf ball marker.  
 FIG. 5 is a left side view of the golf ball marker.  
 FIG. 6 is a right side view of the golf ball marker.  
 FIG. 7 is a top view of the golf ball marker; and,  
 FIG. 8 is a bottom view of the golf ball marker.

**1 Claim, 6 Drawing Sheets**






FIG. 1




FIG. 2

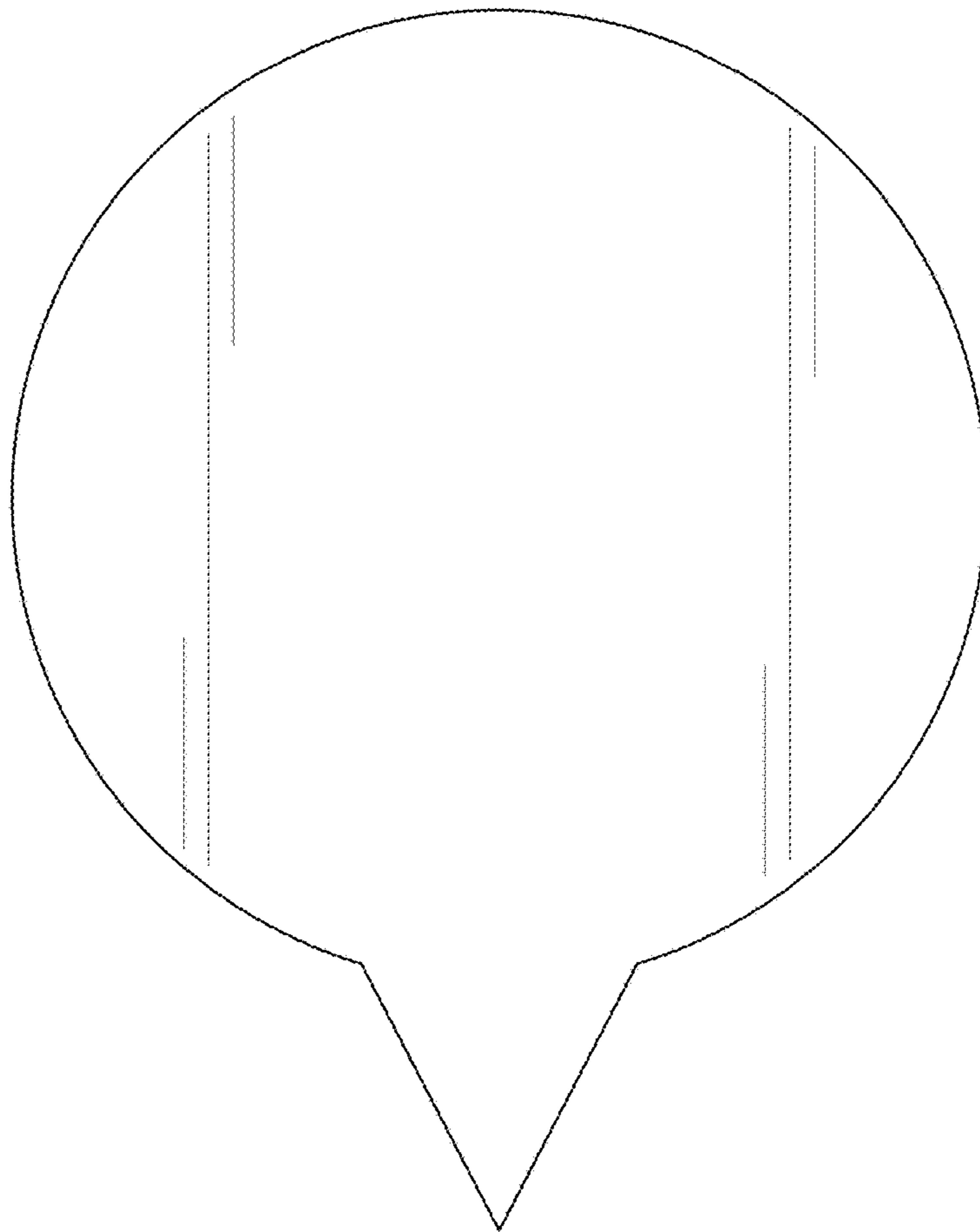


FIG. 3

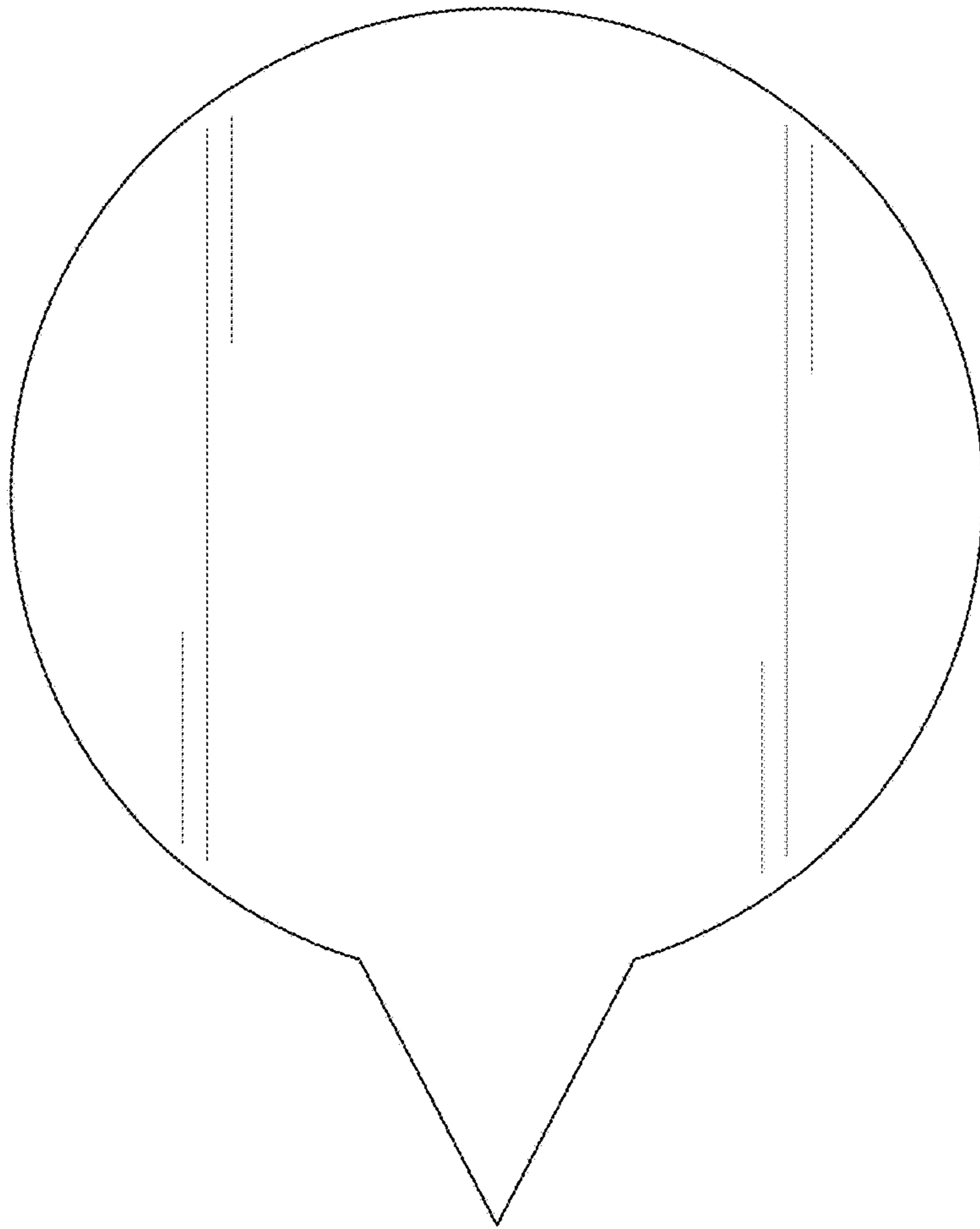


FIG. 4



FIG. 5



FIG. 6




FIG. 7



FIG. 8