



US00D802685S

(12) **United States Design Patent**
Barajas et al.

(10) **Patent No.:** **US D802,685 S**

(45) **Date of Patent:** **** Nov. 14, 2017**

(54) **BODY FOR A MODEL VEHICLE**
(71) Applicant: **TRAXXAS LP**, McKinney, TX (US)
(72) Inventors: **Jaime Felix Barajas**, Dallas, TX (US);
Kent Poteet, Lucas, TX (US)

(**) Term: **15 Years**

(21) Appl. No.: **29/540,004**

(22) Filed: **Sep. 18, 2015**

(51) **LOC (10) Cl.** **21-01**

(52) **U.S. Cl.**
USPC **D21/562**; D21/559

(58) **Field of Classification Search**
USPC D21/433, 434, 533, 548-560, 561, 562;
446/465, 468, 470, 471, 431, 454-456
CPC ... B60C 2200/20; B62B 5/0033; A63H 17/26;
A63H 17/262; A63H 17/264; A63H
17/266; A63H 17/36; A63H 17/38; A63H
29/00; A63H 29/22; A63H 29/24; A63H
30/04
See application file for complete search history.

(56) **References Cited**

U.S. PATENT DOCUMENTS

D277,494 S * 2/1985 Lerch D21/559
D281,000 S * 10/1985 Kuna D21/559
5,102,367 A * 4/1992 Mullaney A63H 17/262
446/448
5,228,880 A * 7/1993 Meyer A63H 17/004
180/7.1

D425,141 S * 5/2000 Park D21/550
D496,409 S * 9/2004 Tilbor D21/559
D538,861 S * 3/2007 Takahashi D21/550
D550,311 S * 9/2007 Chen D21/548
D566,788 S 4/2008 Pasko
D566,789 S * 4/2008 Idiot D21/552
D593,163 S 5/2009 Torres et al.
D771,202 S * 11/2016 Gan D21/552

* cited by examiner

Primary Examiner — Cynthia M Chin

(74) *Attorney, Agent, or Firm* — Greg Carr; Daryl Wright

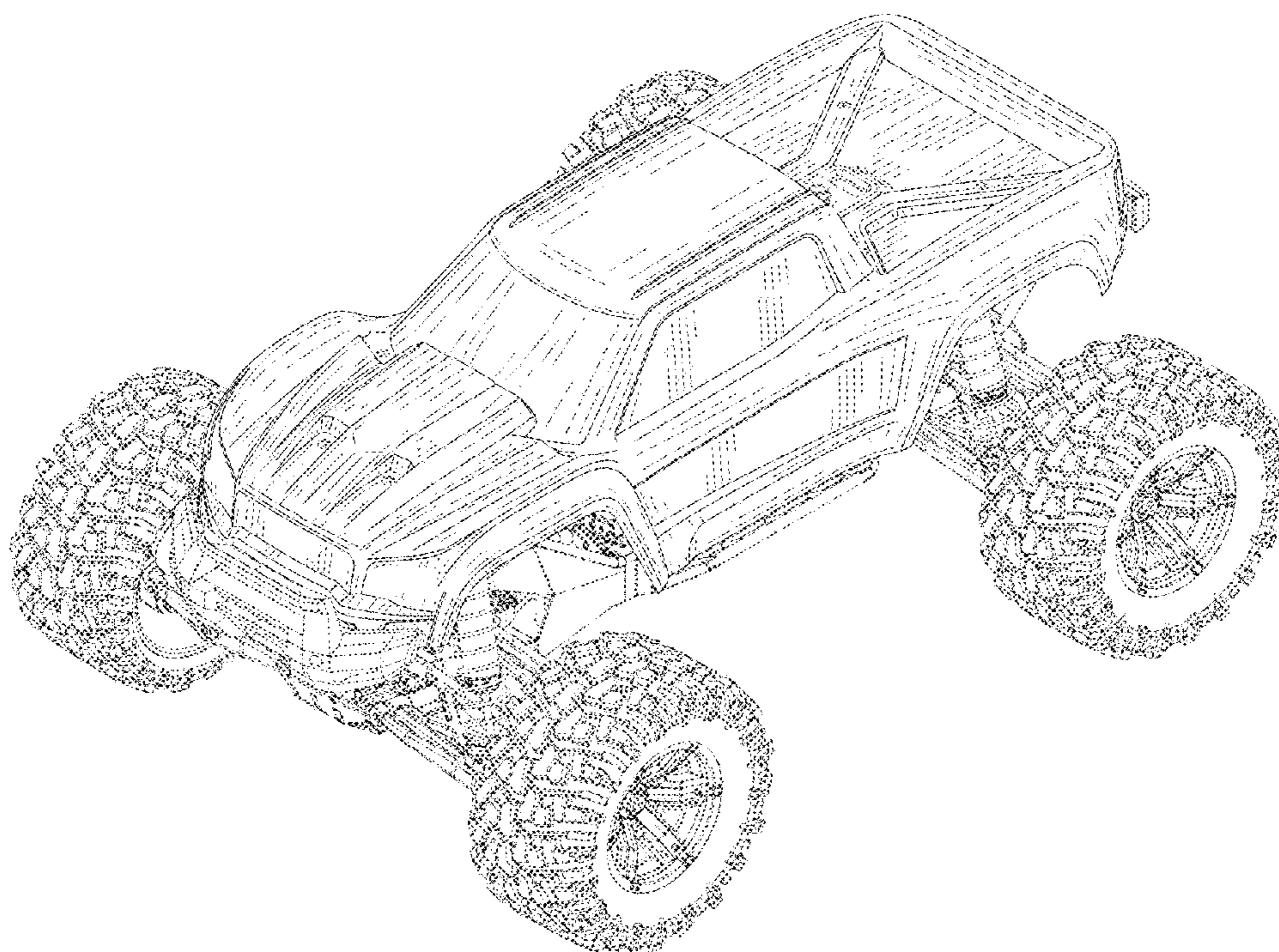
(57) **CLAIM**

We claim the ornamental design for a body for a model vehicle, as shown and described.

DESCRIPTION

FIG. 1 is a front elevation view of a body for a model vehicle;
FIG. 2 is a front elevation view thereof, with the bumper guard removed;
FIG. 3 is a left side elevation view thereof;
FIG. 4 is a rear elevation view thereof;
FIG. 5 is a top plan view thereof; and,
FIG. 6 is a top, left, front perspective view thereof.
Structural elements depicted by broken lines have been shown for the purpose of illustrating portions or the body for a model vehicle that form no part of the claimed design.
The appearance of the right side of the body for a model vehicle is a mirror image of the left side of body for a model vehicle.

1 Claim, 6 Drawing Sheets



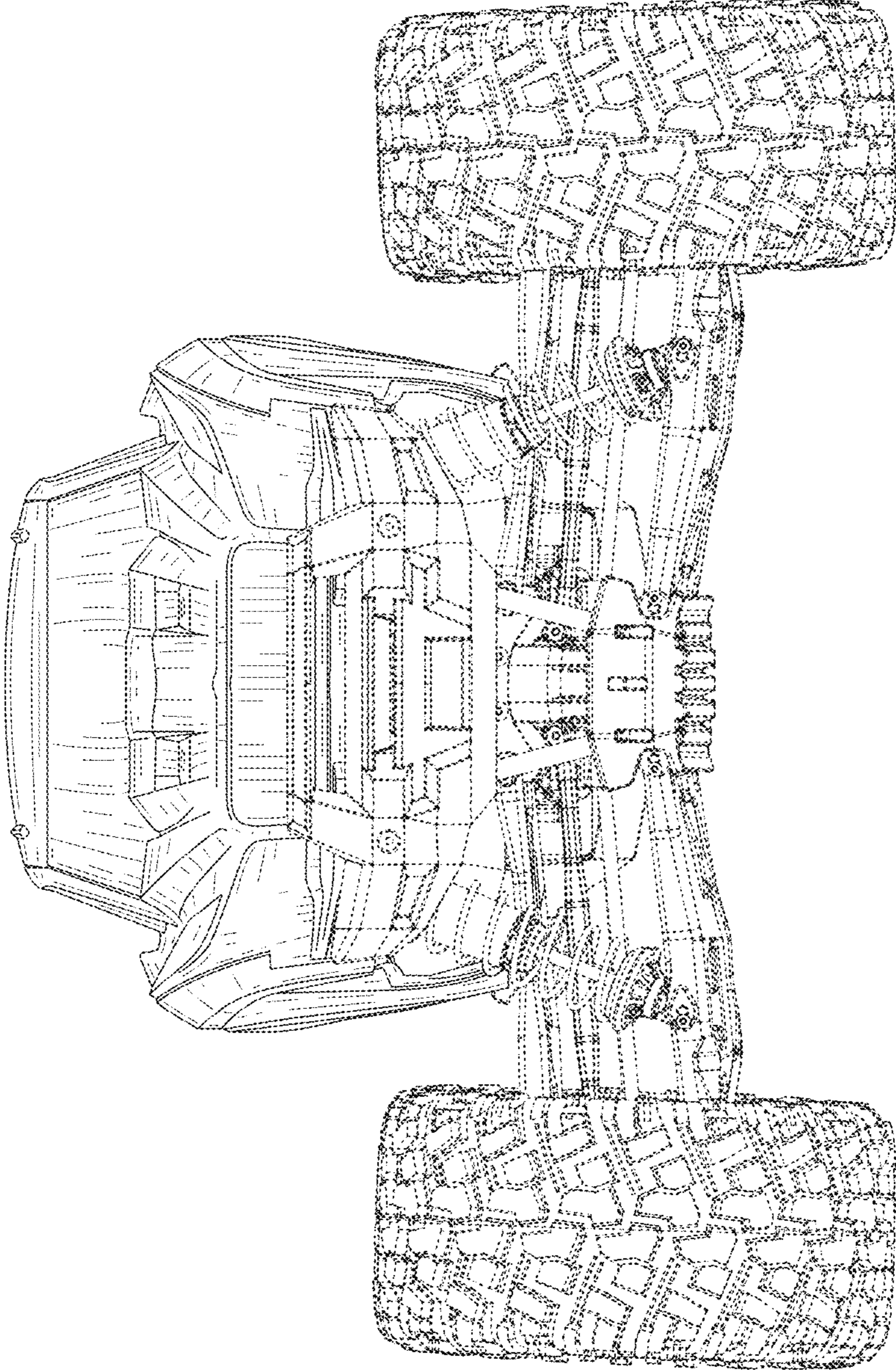


FIG. 1

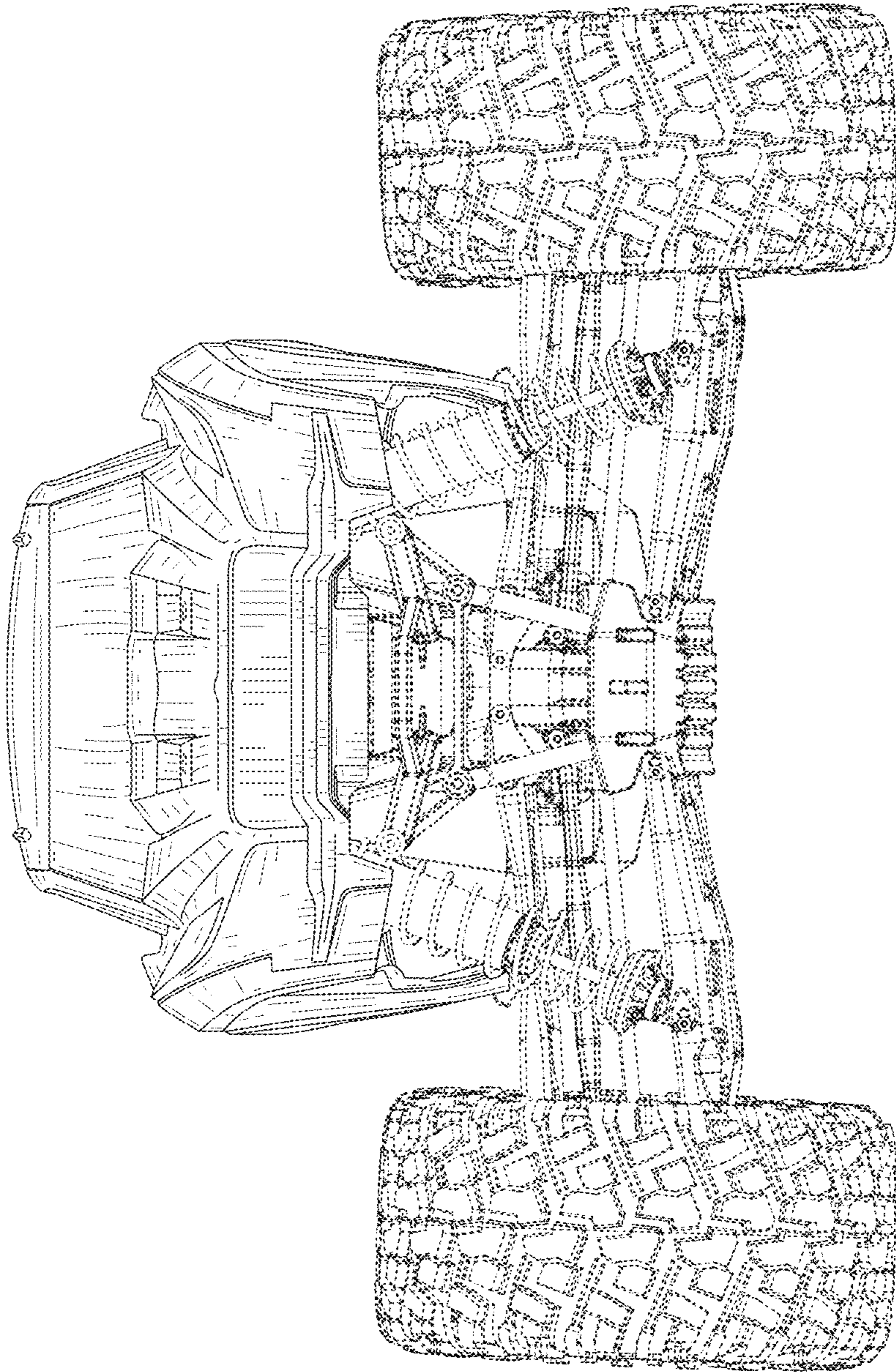


FIG. 2

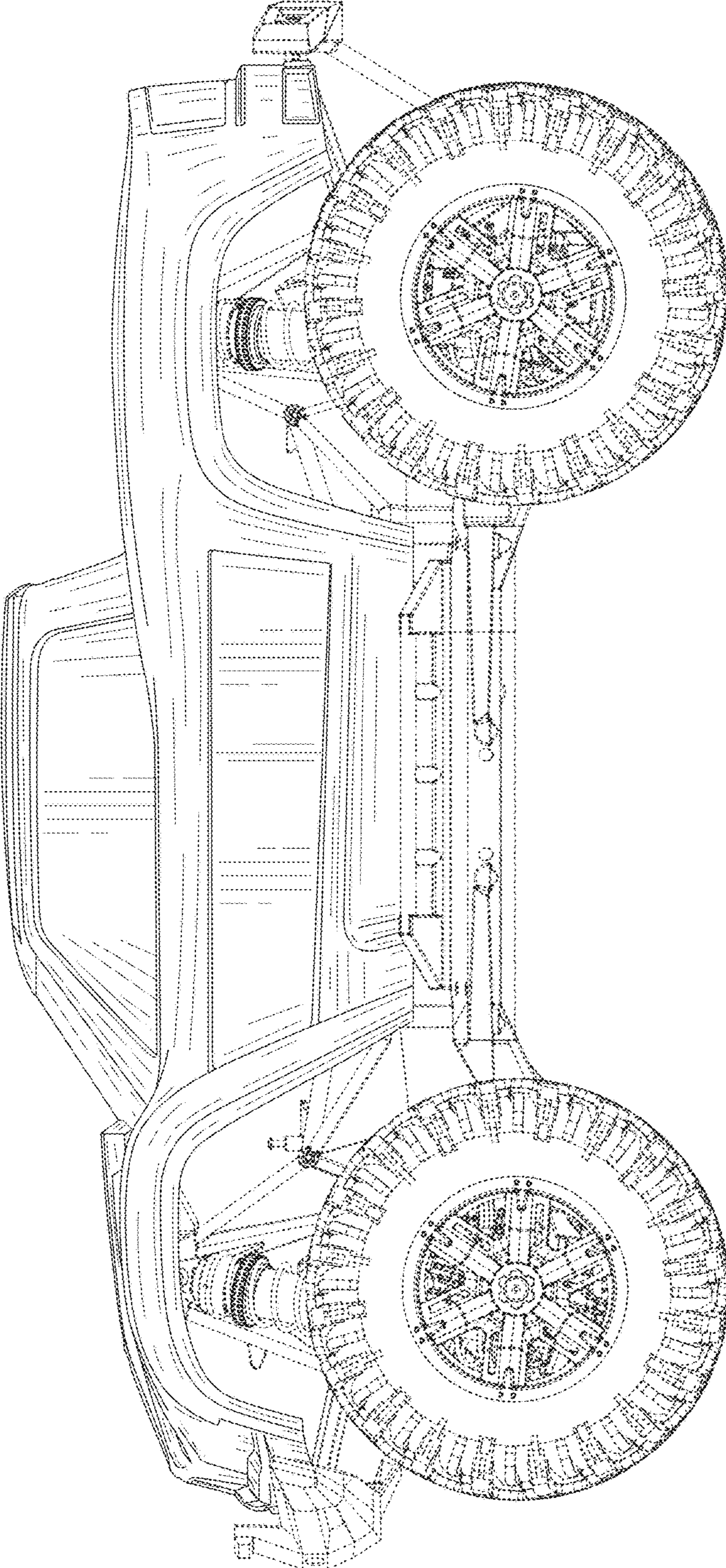


FIG. 3

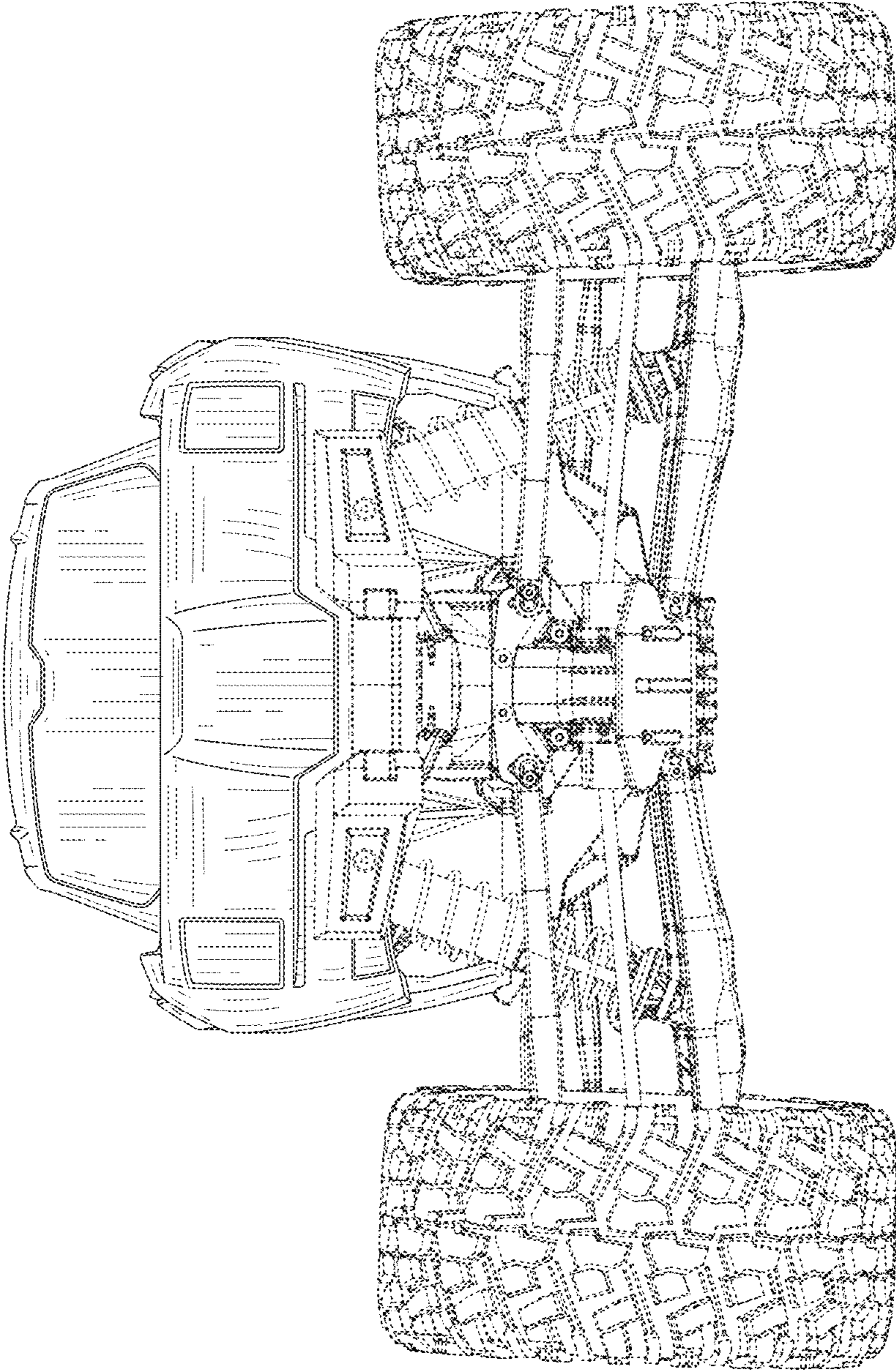


FIG. 4

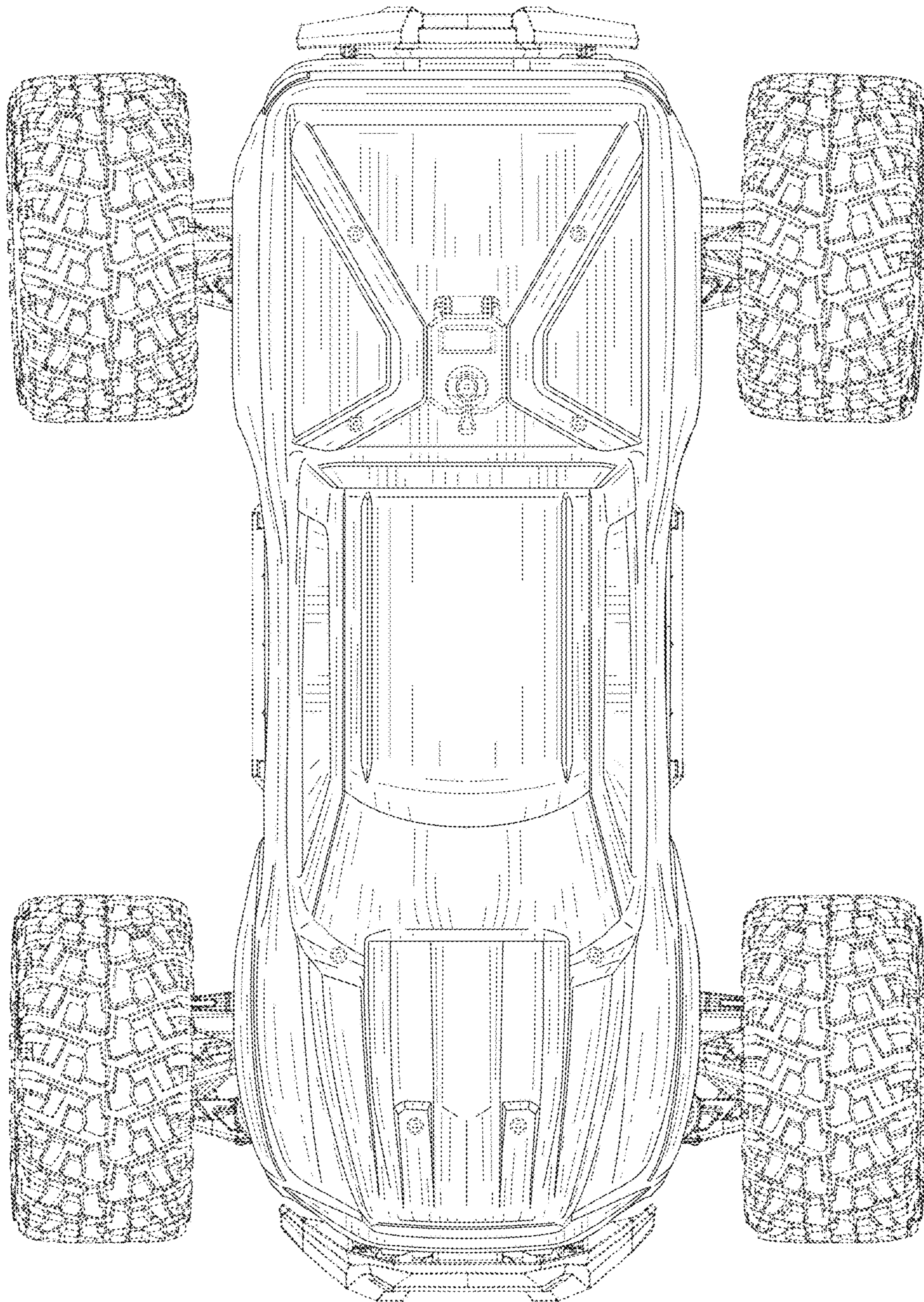


FIG. 5

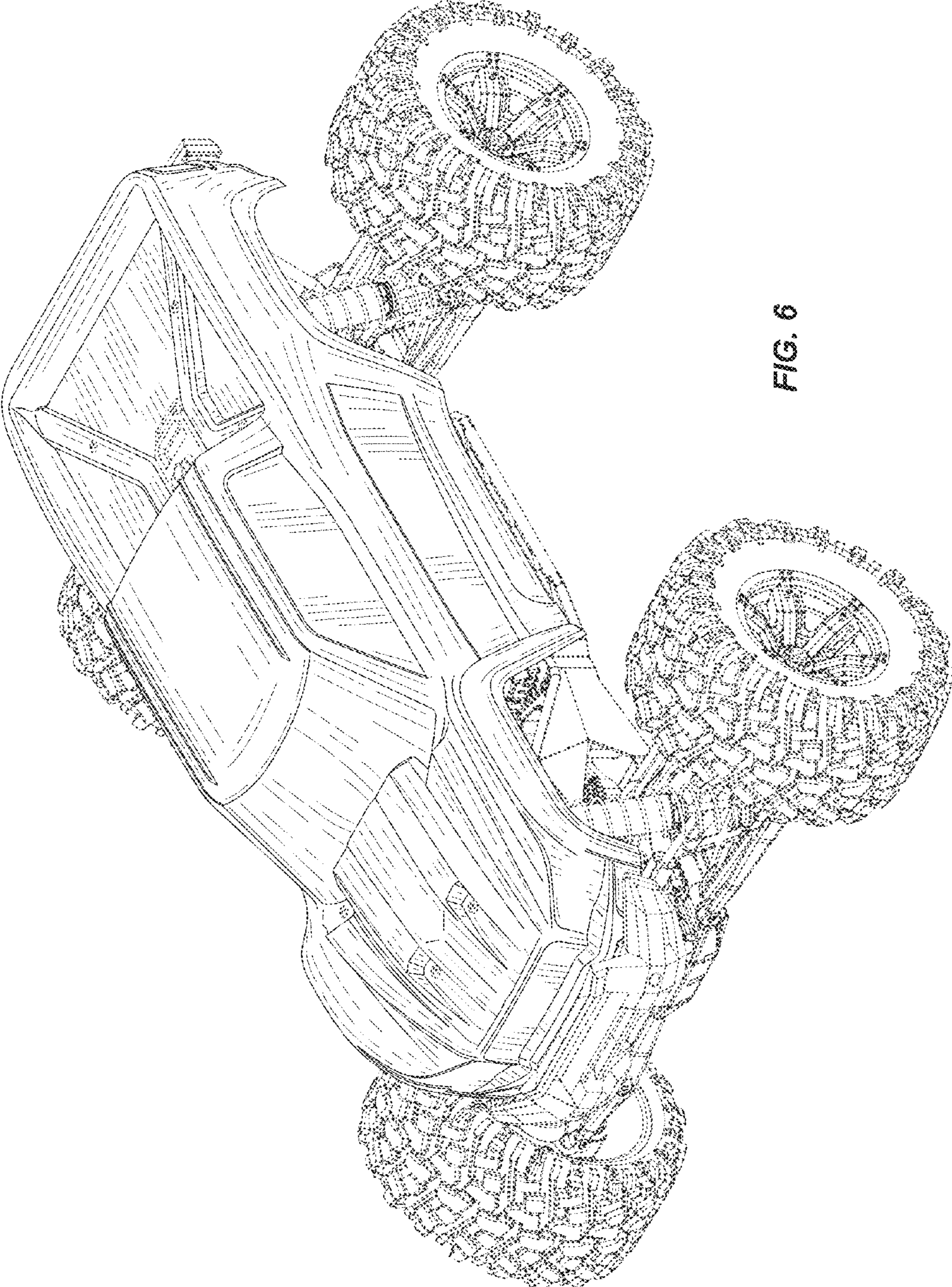


FIG. 6

UNITED STATES PATENT AND TRADEMARK OFFICE
CERTIFICATE OF CORRECTION

PATENT NO. : D802,685 S
APPLICATION NO. : 29/540004
DATED : November 14, 2017
INVENTOR(S) : Jaime Felix Barajas and Kent Poteet

Page 1 of 8

It is certified that error appears in the above-identified patent and that said Letters Patent is hereby corrected as shown below:

On the Title Page

Delete the title page and substitute therefore with the attached title page consisting of the corrected illustrative figure.

In the Drawings

Please replace FIGS. 1-6 with FIGS. 1-6 as shown on the attached pages.

Signed and Sealed this
Fourteenth Day of February, 2023



Katherine Kelly Vidal
Director of the United States Patent and Trademark Office

(12) **United States Design Patent** (10) **Patent No.:** **US D802,685 S**
Barajas et al. (45) **Date of Patent:** **** Nov. 14, 2017**

(54) **BODY FOR A MODEL VEHICLE**
 (71) Applicant: **TRAXXAS LP, McKinney, TX (US)**
 (72) Inventors: **Jaime Felix Barajas, Dallas, TX (US);**
Kent Poteet, Lucas, TX (US)

D425,141 S * 5/2000 Park D21/550
 D496,409 S * 9/2004 Tilbor D21/559
 D538,861 S * 3/2007 Takahashi D21/550
 D550,311 S * 9/2007 Chen D21/548
 D566,788 S 4/2008 Pasko
 D566,789 S * 4/2008 Idiot D21/552
 D593,163 S 5/2009 Torres et al.
 D771,202 S * 11/2016 Gan D21/552

(***) Term: **15 Years**

* cited by examiner

(21) Appl. No.: **29/540,004**

Primary Examiner --- **Cynthia M Chin**

(22) Filed: **Sep. 18, 2015**

(74) Attorney, Agent, or Firm --- **Greg Carr; Daryl Wright**

(51) **LOC (10) CL.** **21-01**

(57) **CLAIM**

(52) **U.S. CL.**
 USPC **D21/562; D21/559**

We claim the ornamental design for a body for a model vehicle, as shown and described.

(58) **Field of Classification Search**
 USPC D21/433, 434, 533, 548-560, 561, 562;
 446/465, 468, 470, 471, 431, 454-456
 CPC ... B60C 2200/20; B62B 5/0033; A63H 17/26;
 A63H 17/262; A63H 17/264; A63H
 17/266; A63H 17/36; A63H 17/38; A63H
 29/00; A63H 29/22; A63H 29/24; A63H
 30/04

DESCRIPTION

See application file for complete search history.


FIG. 1 is a front elevation view of a body for a model vehicle;
 FIG. 2 is a front elevation view thereof, with the bumper guard removed;
 FIG. 3 is a left side elevation view thereof;
 FIG. 4 is a rear elevation view thereof;
 FIG. 5 is a top plan view thereof; and,
 FIG. 6 is a top, left, front perspective view thereof.
 Structural elements depicted by broken lines have been shown for the purpose of illustrating portions of the body for a model vehicle that form no part of the claimed design.
 The appearance of the right side of the body for a model vehicle is a mirror image of the left side of body for a model vehicle.

(56) **References Cited**

U.S. PATENT DOCUMENTS

D277,494 S * 2/1985 Lerch D21/559
 D281,000 S * 10/1985 Kuna D21/559
 5,102,367 A * 4/1992 Mullaney A63H 17/262
 446-448
 5,228,880 A * 7/1993 Meyer A63H 17/004
 180/7.1

1 Claim, 6 Drawing Sheets



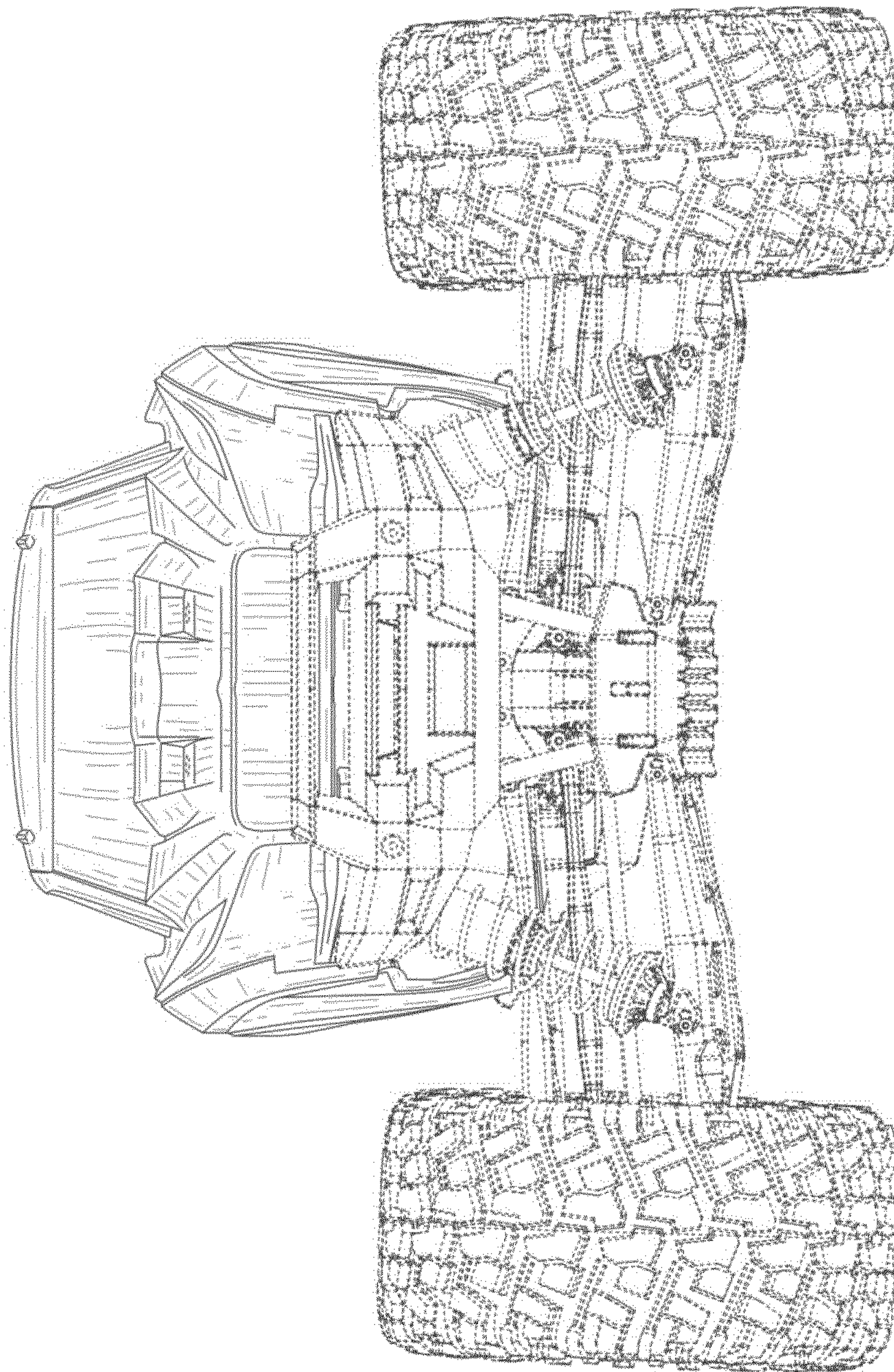


FIG. 1

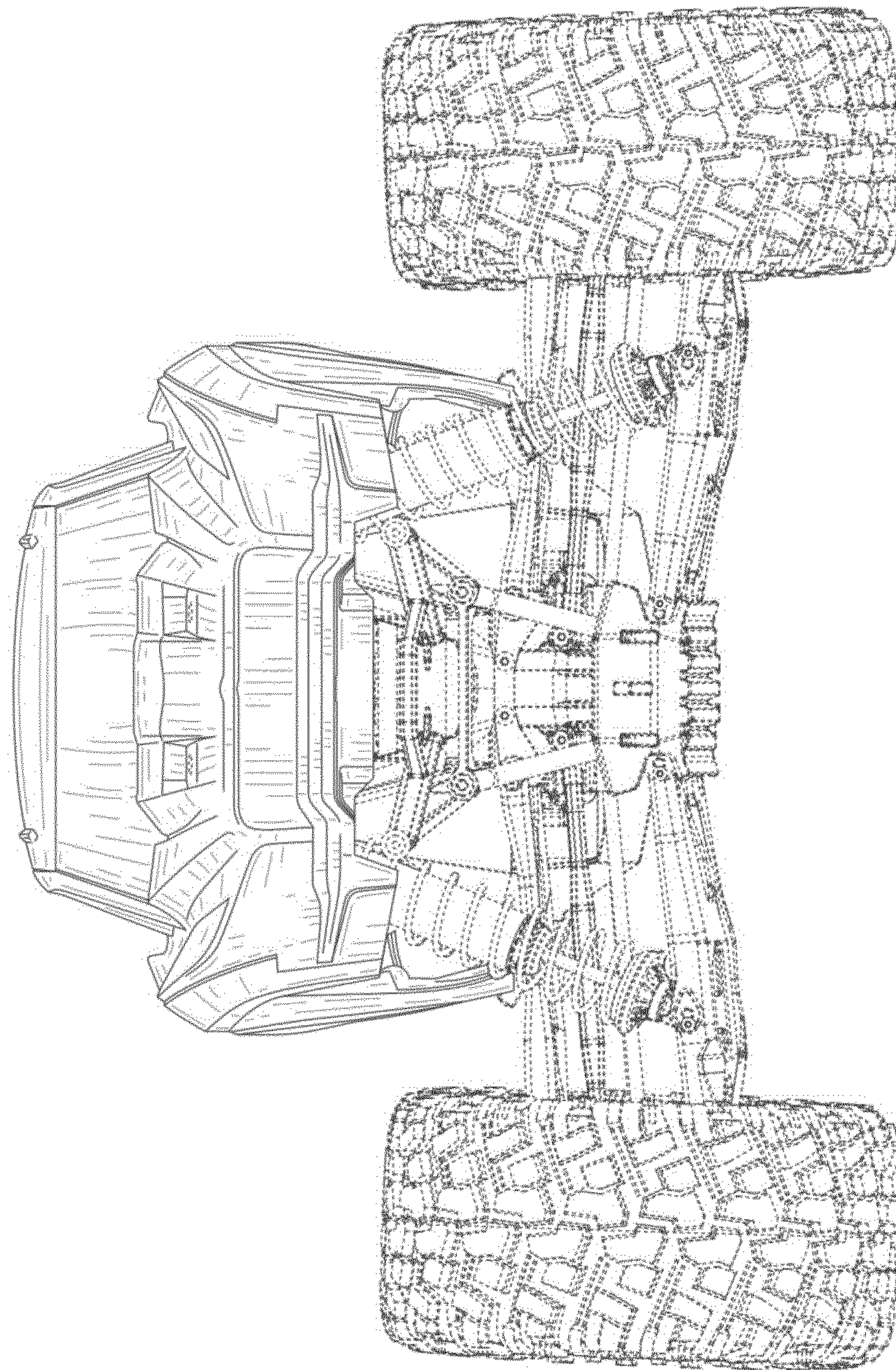


FIG. 2

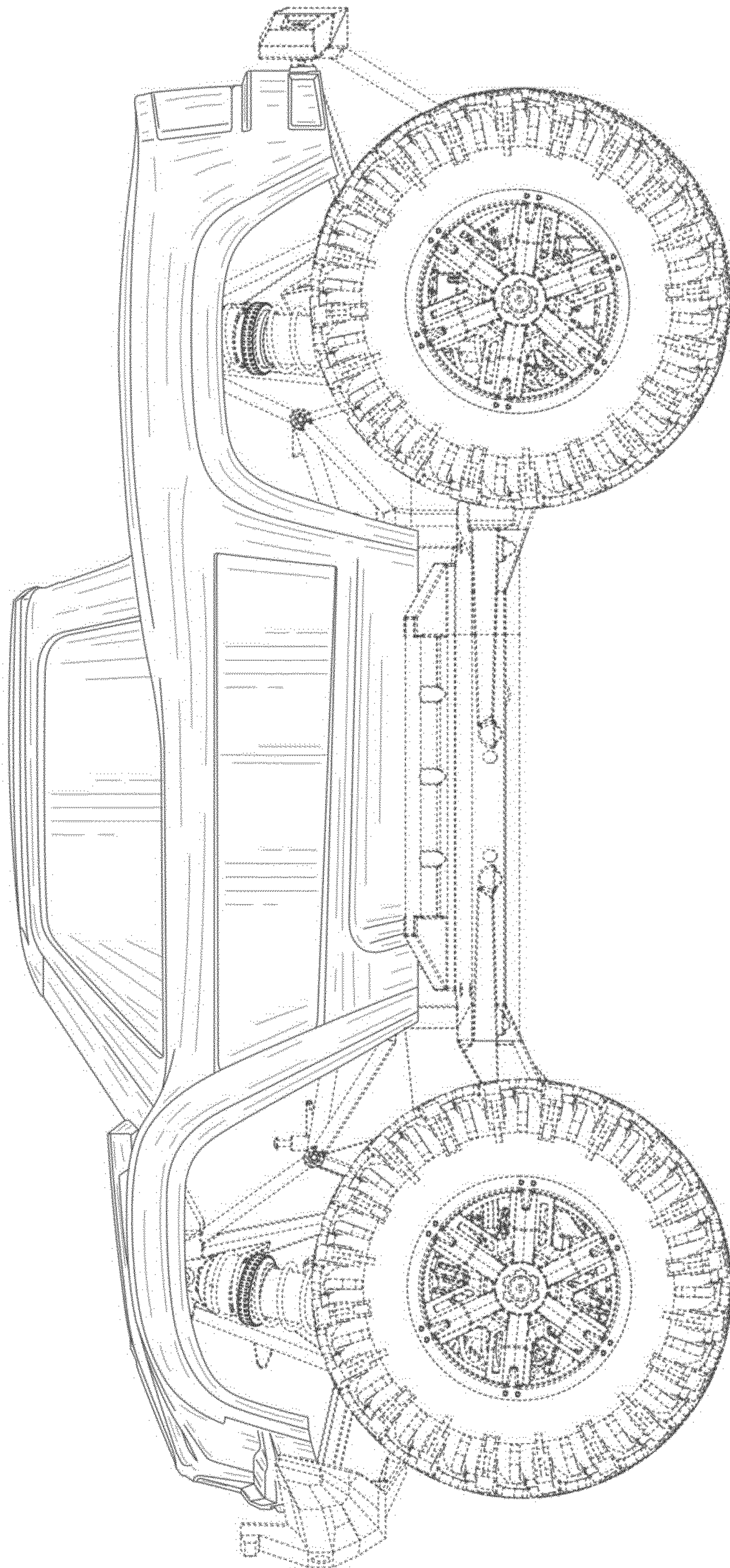


FIG. 3

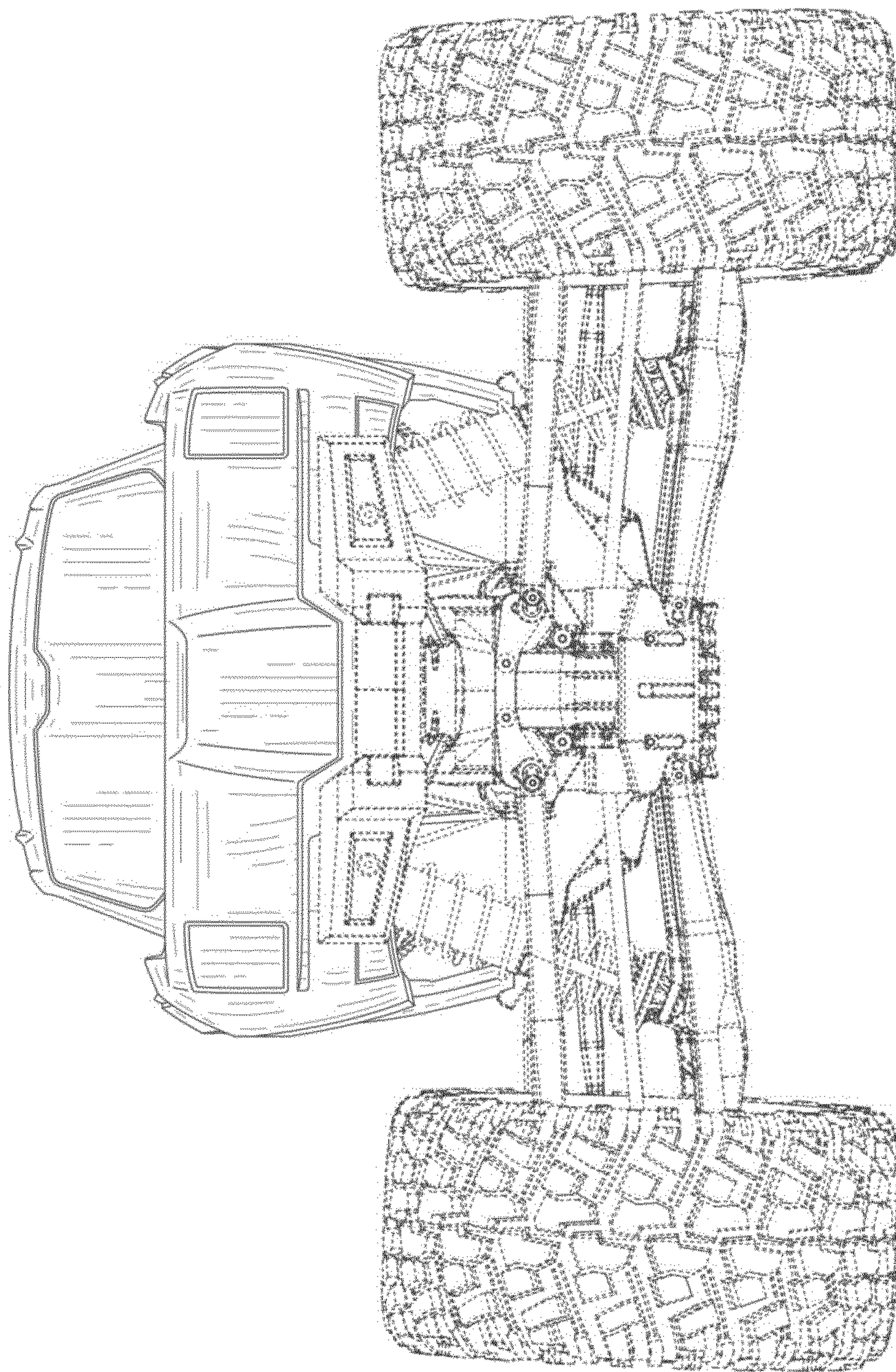


FIG. 4

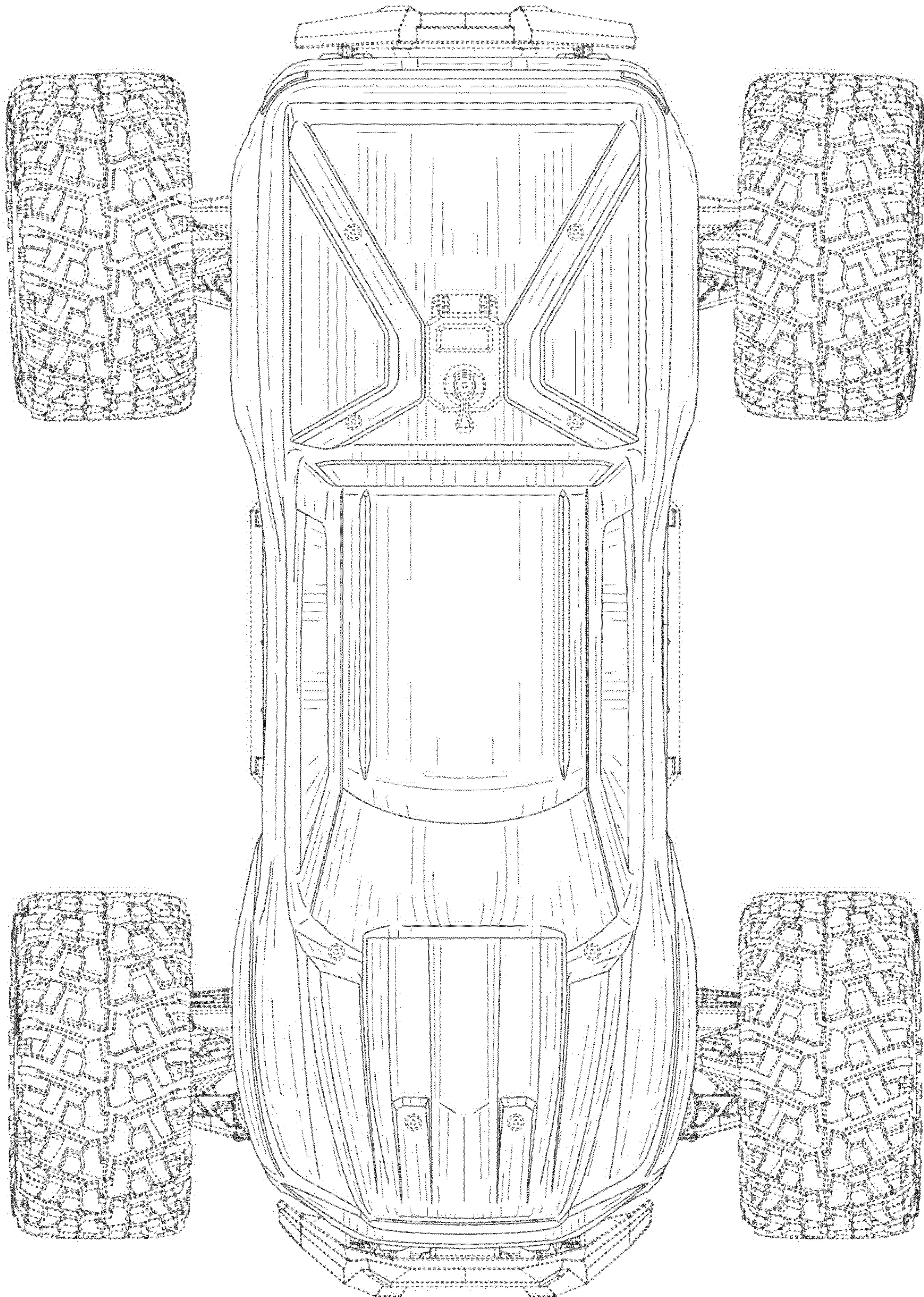


FIG. 5

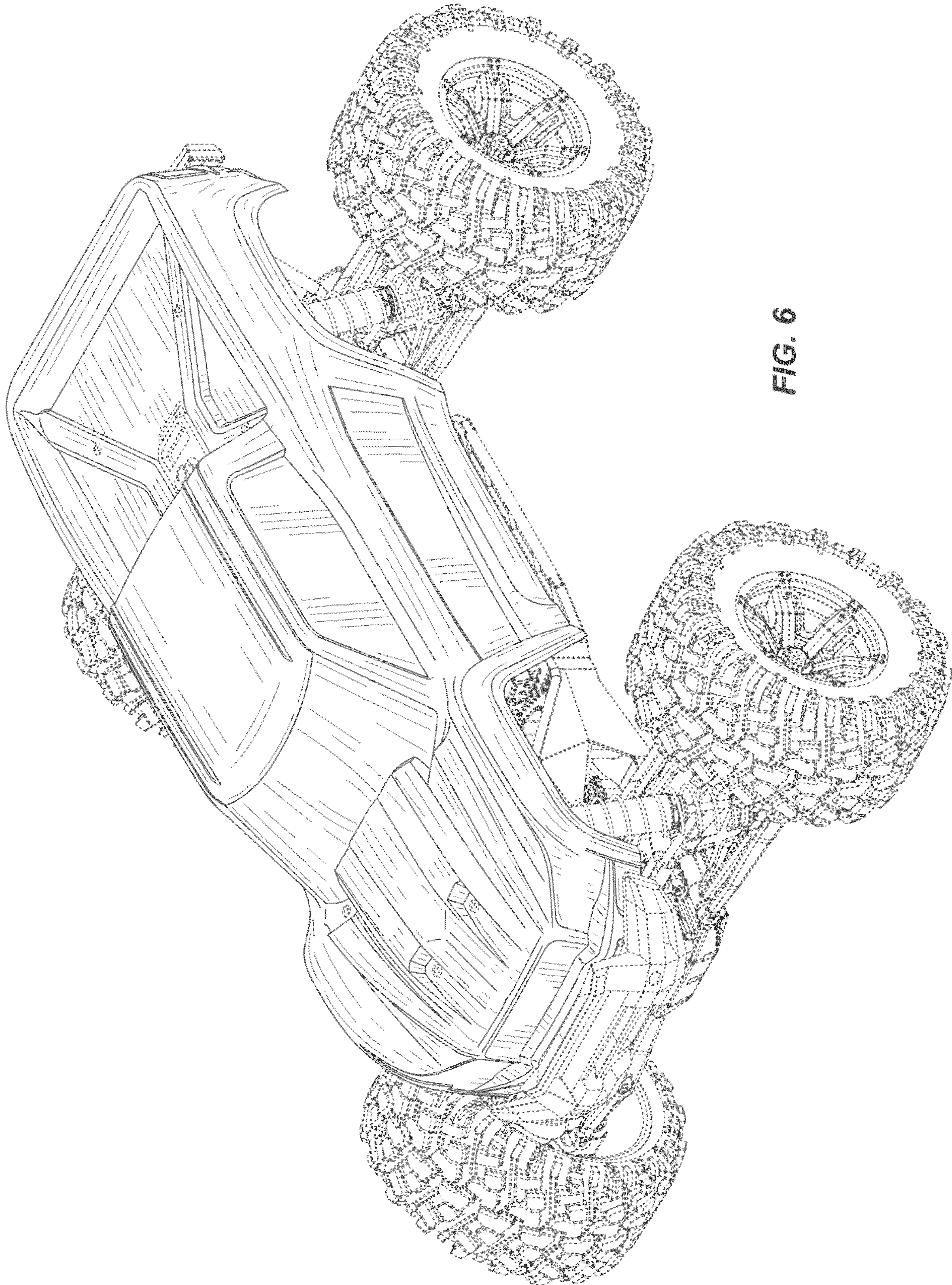


FIG. 6