



US00D802680S

(12) **United States Design Patent**
Moscatelli et al.

(10) **Patent No.:** **US D802,680 S**

(45) **Date of Patent:** **** Nov. 14, 2017**

(54) **GAME TILE**

(71) Applicant: **Play Works Studio, Inc.**, Normandy Park, WA (US)

(72) Inventors: **Adriana Moscatelli**, Normandy Park, WA (US); **Adam McMullen**, The Hills, TX (US); **Nick Robbins**, Houston, TX (US)

(73) Assignee: **Adriana Moscatelli**, Normandy Park, WA (US)

(**) Term: **15 Years**

(21) Appl. No.: **29/582,857**

(22) Filed: **Oct. 31, 2016**

Related U.S. Application Data

(62) Division of application No. 29/518,766, filed on Feb. 26, 2015, now Pat. No. Des. 771,751.

(51) **LOC (10) Cl.** **21-01**

(52) **U.S. Cl.**
USPC **D21/386**; D21/478; D21/479; D21/480

(58) **Field of Classification Search**
USPC D21/386, 478-480
CPC A63F 9/10; A63F 9/12; A63F 9/20; A63F 9/1044; A63F 9/1204; A63F 1/02; A63F 1/04

See application file for complete search history.

(56) **References Cited**

U.S. PATENT DOCUMENTS

- D267,895 S * 2/1983 Petrie 273/157 R
- 4,469,331 A * 9/1984 Rinker A63F 9/12
273/157 R
- D341,630 S * 11/1993 Buflo D21/480
- D350,772 S * 9/1994 King D19/64
- D383,804 S * 9/1997 Parein D21/480
- D406,284 S * 3/1999 Owen D21/478

- D427,247 S * 6/2000 Mangeret D21/478
- 6,082,008 A * 7/2000 Lariviere, Jr. B26B 1/00
30/289
- D518,114 S * 3/2006 Chuang D21/479
- D541,549 S * 5/2007 Ng D21/480
- D621,883 S * 8/2010 Jou D21/385

(Continued)

Primary Examiner — Darlington Ly

Assistant Examiner — Daniel J Domino

(74) *Attorney, Agent, or Firm* — Christensen O'Connor Johnson Kindness PLLC

(57) **CLAIM**

The ornamental design for a game tile, as shown and described.

DESCRIPTION

This invention was made with Government support under Award No. 1346821 awarded by the Small Business Innovation Research (SBIR) Program of the National Science Foundation (NSF). The Government has certain rights in the invention.

FIG. 1 is an isometric view of a game tile showing our new design;

FIG. 2 is a front view of the game tile of FIG. 1;

FIG. 3 is a top view of the game tile of FIG. 1;

FIG. 4 is a bottom view of the game tile of FIG. 1;

FIG. 5 is a left side view of the game tile of FIG. 1;

FIG. 6 is a right side view of the game tile of FIG. 1;

FIG. 7 is an isometric view of a game tile according to another embodiment of our new design;

FIG. 8 is a front view of the game tile of FIG. 7;

FIG. 9 is a top view of the game tile of FIG. 7;

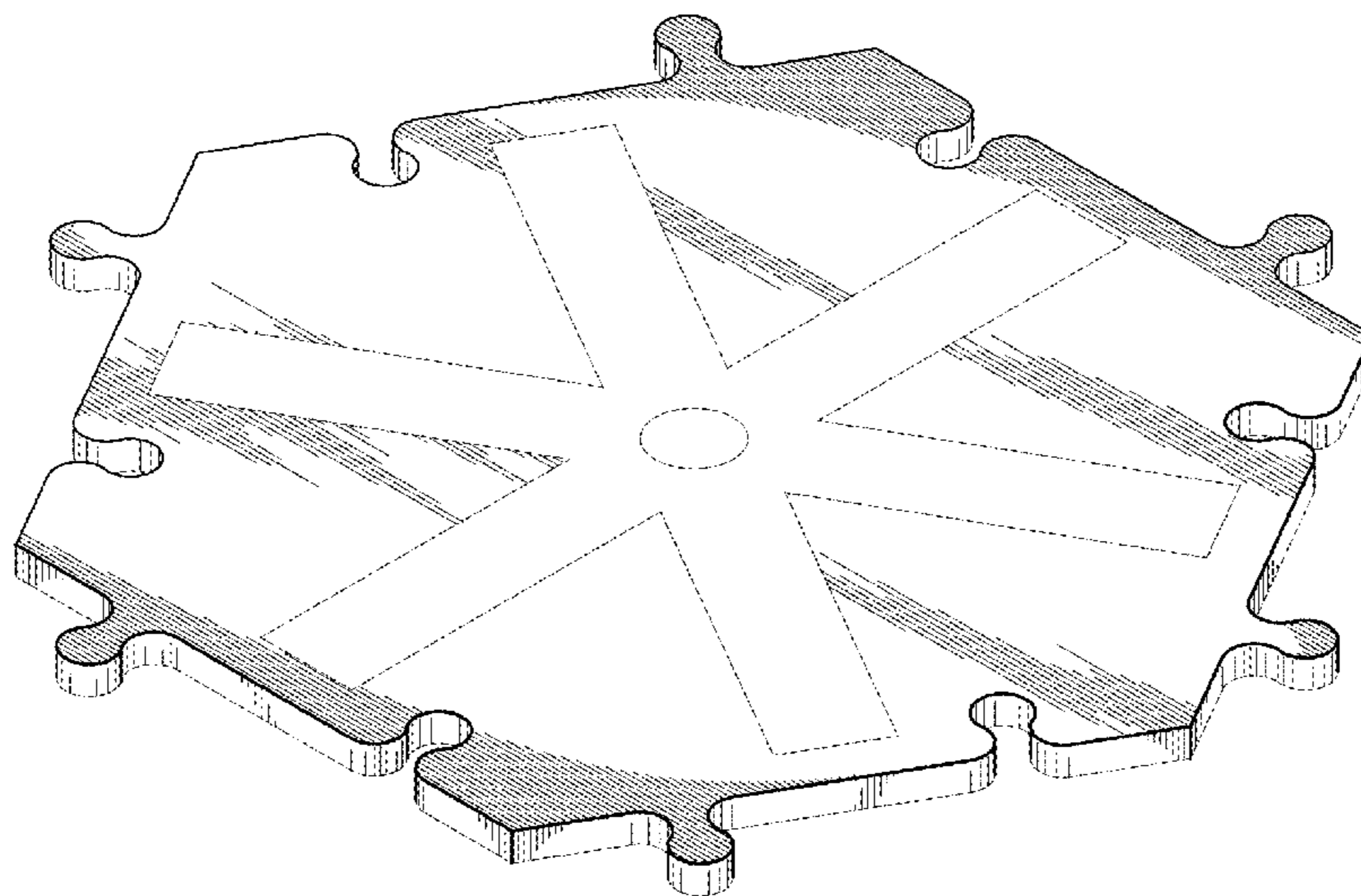
FIG. 10 is a bottom view of the game tile of FIG. 7;

FIG. 11 is a left side view of the game tile of FIG. 7; and,

FIG. 12 is a right side view of the game tile of FIG. 7.

The broken lines show portions of the game tile which form no part of the claimed design.

1 Claim, 8 Drawing Sheets



(56)

References Cited

U.S. PATENT DOCUMENTS

7,832,732	B1 *	11/2010	Torres	A63F 1/02 273/153 R
D667,267	S *	9/2012	Kushner	D21/480
D673,797	S *	1/2013	McShane	D21/397
D686,672	S *	7/2013	Davis	D21/392
D721,859	S *	1/2015	Mihlbauer	D21/479
D749,797	S *	2/2016	Mihlbauer	D21/478
D754,801	S *	4/2016	Fox	D21/480
D759,166	S *	6/2016	Fox	D21/480
D771,751	S *	11/2016	Moscatelli	D21/386
2005/0098948	A1 *	5/2005	Hronek	A63F 9/10 273/157 R
2005/0200076	A1 *	9/2005	Wu	A63F 9/10 273/157 R
2007/0164513	A1 *	7/2007	Gelman	A63F 9/10 273/157 R

* cited by examiner

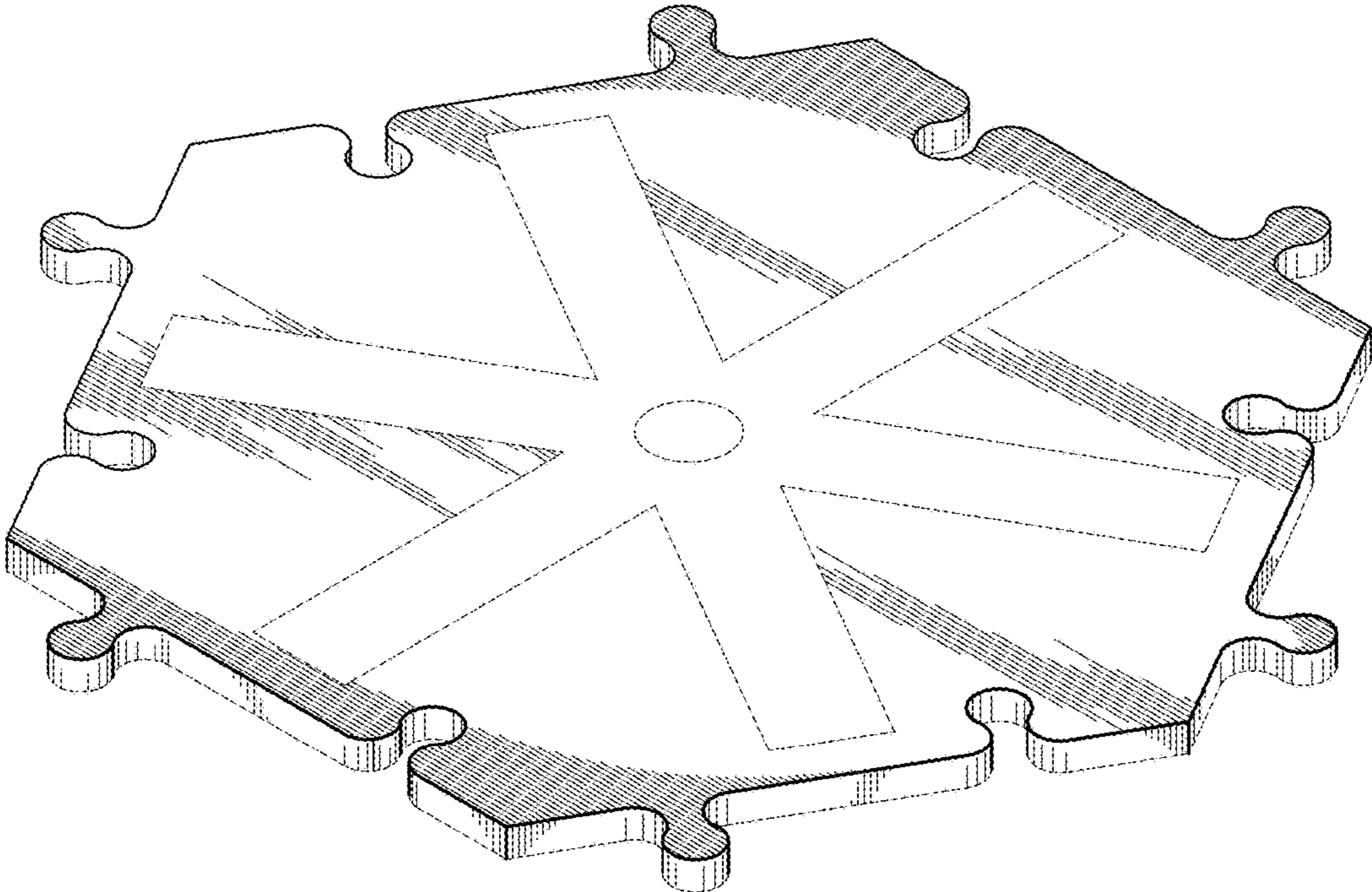


Fig. 1.

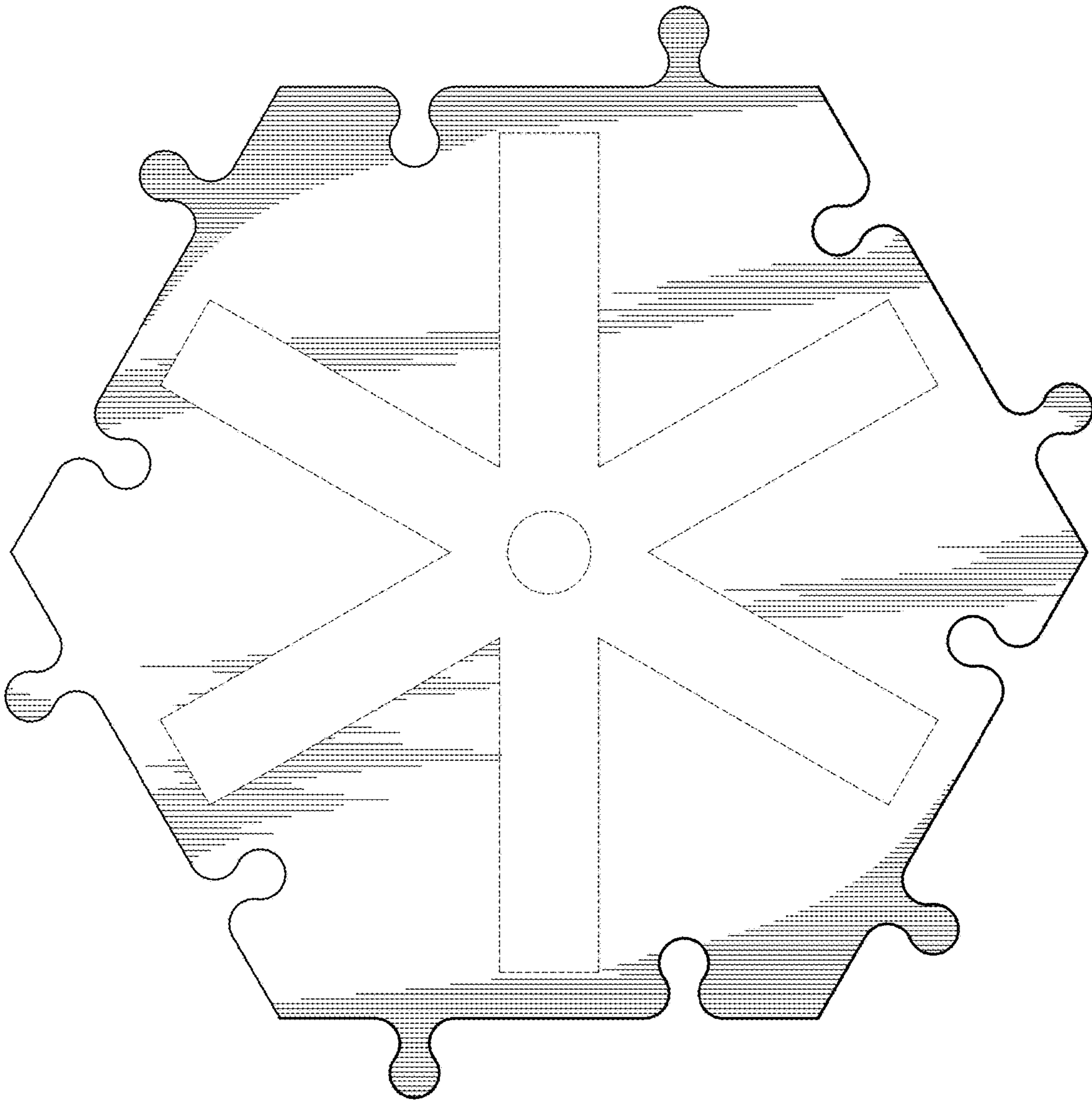


Fig. 2.




Fig. 3.




Fig. 4.



Fig. 5.



Fig. 6.

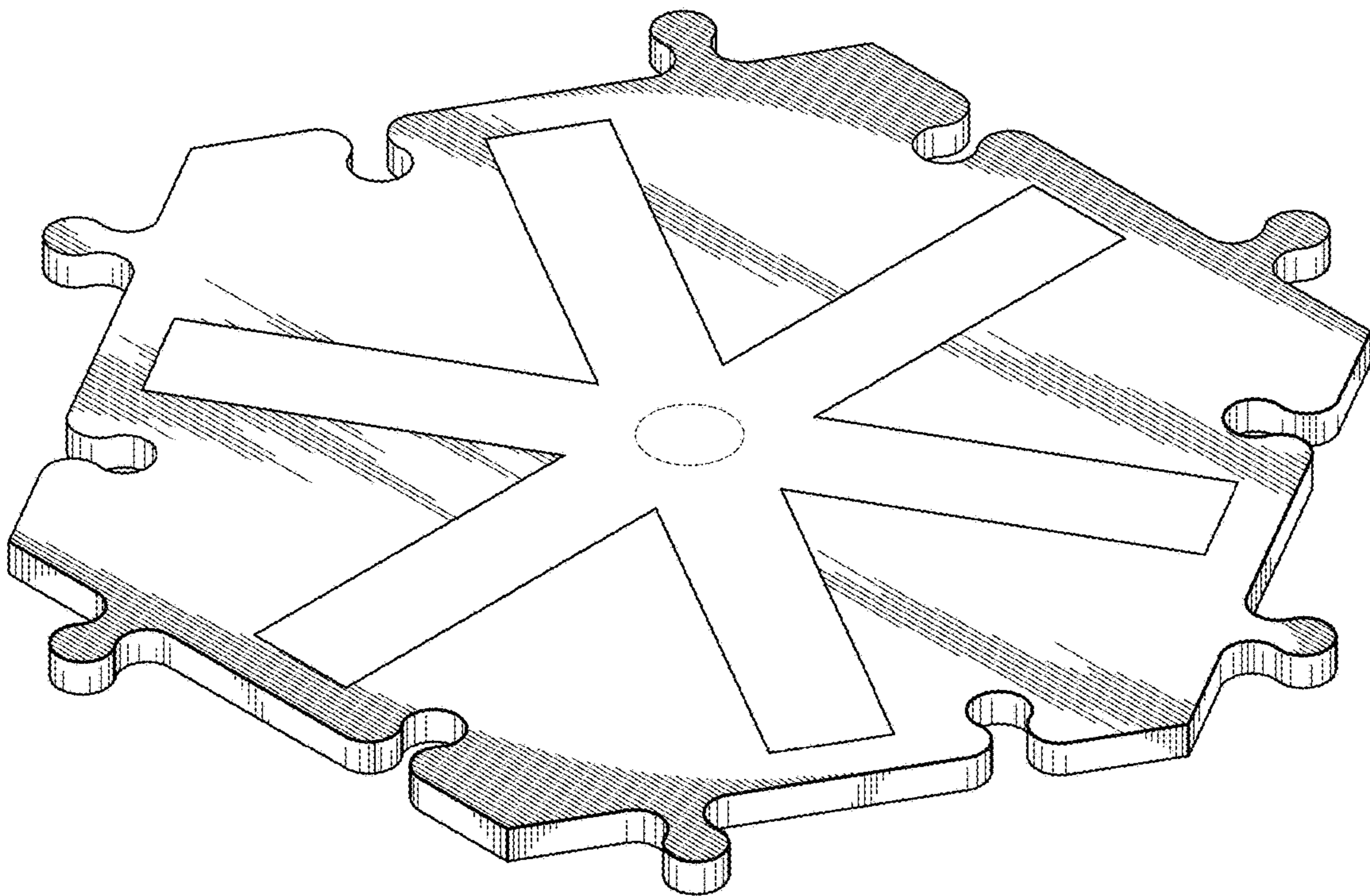


Fig. 7.

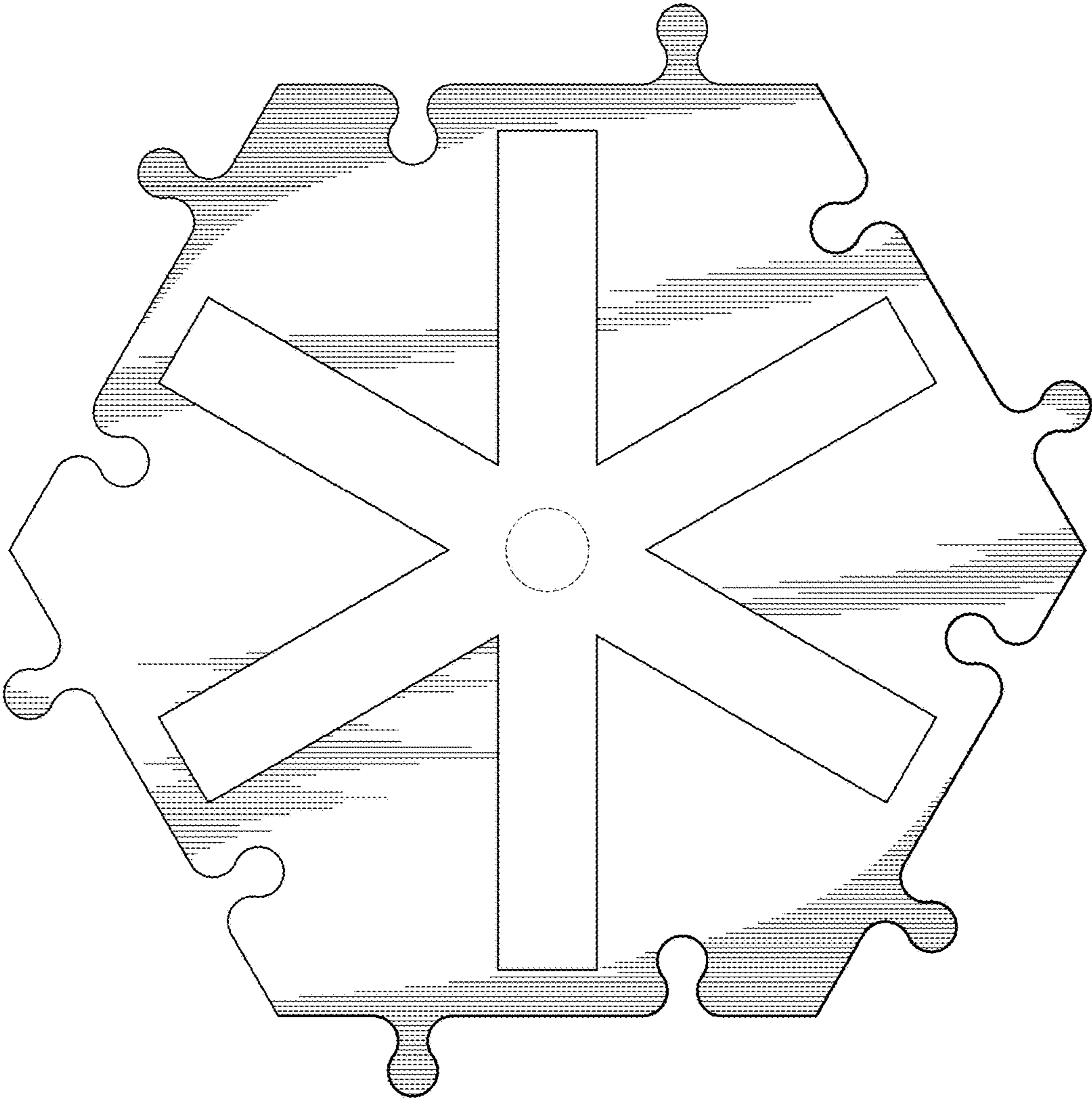


Fig. 8.




Fig. 9.



Fig. 10.



Fig. 11.



Fig. 12.