



US00D802679S

(12) **United States Design Patent** (10) **Patent No.:** **US D802,679 S**  
**Taplin** (45) **Date of Patent:** **\*\* Nov. 14, 2017**

(54) **DIE**  
(71) Applicant: **Vincent Lee Taplin**, Rochester, MN (US)  
(72) Inventor: **Vincent Lee Taplin**, Rochester, MN (US)

D690,774 S \* 10/2013 Grunenberg ..... D21/373  
D712,978 S \* 9/2014 Qualey ..... D21/373  
D713,471 S \* 9/2014 Qualey ..... D21/373  
D745,930 S \* 12/2015 Tirupati ..... D21/373  
2011/0241294 A1\* 10/2011 Guldenaar ..... A63F 9/0413  
273/274  
2015/0028542 A1\* 1/2015 Qualey ..... A63F 9/0413  
273/146

(\*\*) Term: **15 Years**

**OTHER PUBLICATIONS**

(21) Appl. No.: **29/584,272**  
(22) Filed: **Nov. 14, 2016**  
(51) **LOC (10) Cl.** ..... **21-01**  
(52) **U.S. Cl.**  
USPC ..... **D21/373**  
(58) **Field of Classification Search**  
USPC ..... 273/138.1, 146, 161, 268, 272, 274;  
434/172; 446/256; 473/569;  
52/DIG. 10; D11/62, 90, 96, 181;  
D20/10, 11, 22, 29, 32, 40; D21/351,  
D21/367, 372, 373, 385, 386, 498, 504,  
D21/707, 708, 714; D25/13; D26/130;  
D30/160; D99/99; D6/569  
CPC ..... A63F 9/0413; A63F 2009/0484  
See application file for complete search history.

Cliparts zone "Knuckle Clipart", <https://cliparts.zone/clipart/179371>. Aug. 2, 2017. shown in p. 1.\*

\* cited by examiner

*Primary Examiner* — Cynthia Ramirez  
*Assistant Examiner* — Michael Maharajh  
(74) *Attorney, Agent, or Firm* — Dunlap Bennett & Ludwig PLLC

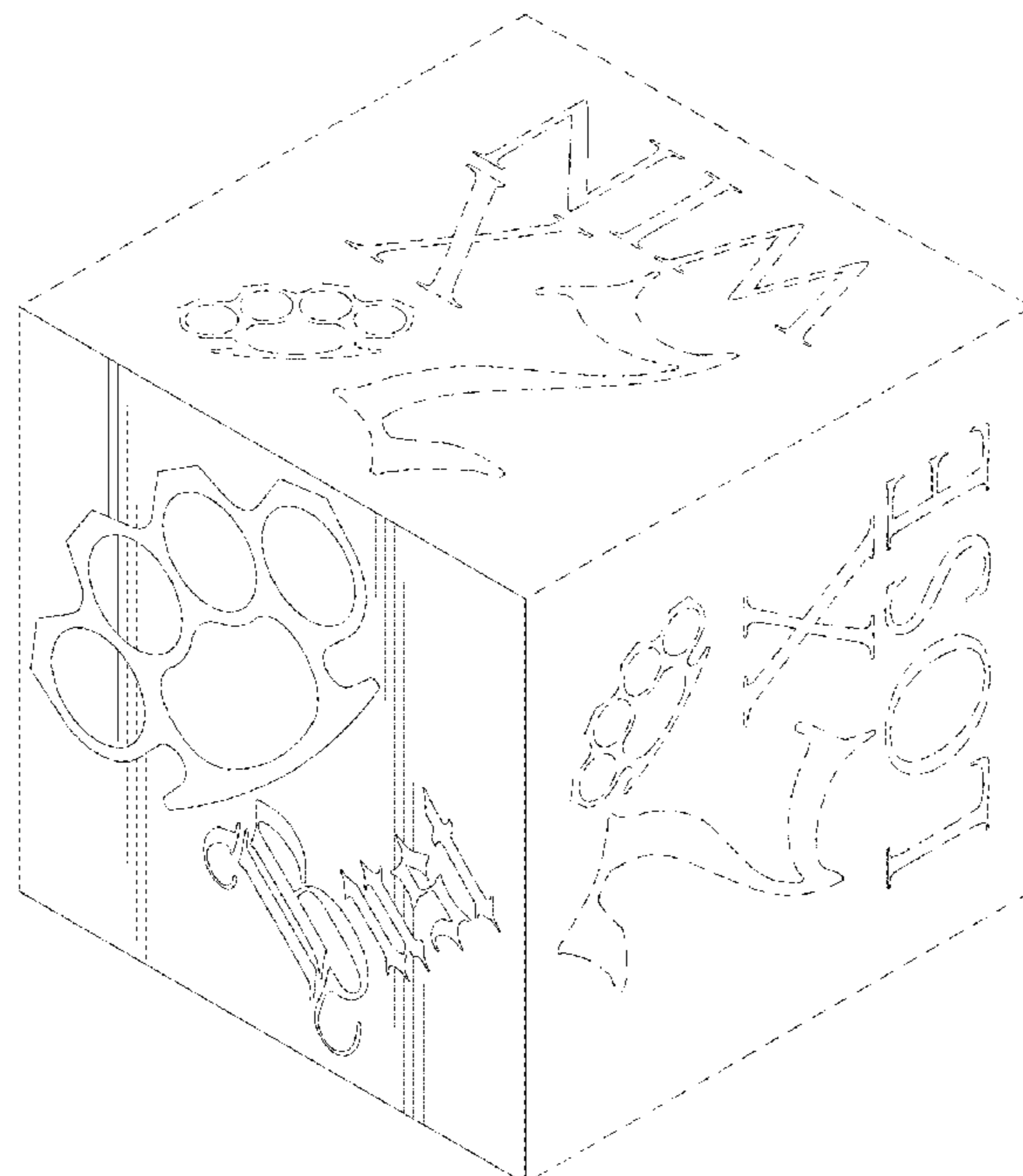
(57) **CLAIM**  
The ornamental design for a die, as shown and described.

**DESCRIPTION**

FIG. 1 is a top front perspective view of a die, showing my new design;  
FIG. 2 is a front elevation view thereof;  
FIG. 3 is a rear elevation view thereof;  
FIG. 4 is a right side elevation view thereof;  
FIG. 5 is a left side elevation view thereof;  
FIG. 6 is a top plan view thereof;  
FIG. 7 is a bottom plan view thereof; and,  
FIG. 8 is a top plan view of the die in a flat configuration.  
The broken lines shown in the drawings depict portions of the die that form no part of the claimed design.

(56) **References Cited**  
U.S. PATENT DOCUMENTS  
1,505,390 A \* 8/1924 Hamilton ..... A63F 9/0413  
273/146  
D176,632 S \* 1/1956 Rosenow ..... D21/373  
D373,797 S \* 9/1996 Siegel ..... D6/569  
D572,769 S \* 7/2008 Quennell ..... D21/373  
8,540,246 B1 \* 9/2013 Qualey ..... A63F 9/0413  
273/146

**1 Claim, 5 Drawing Sheets**



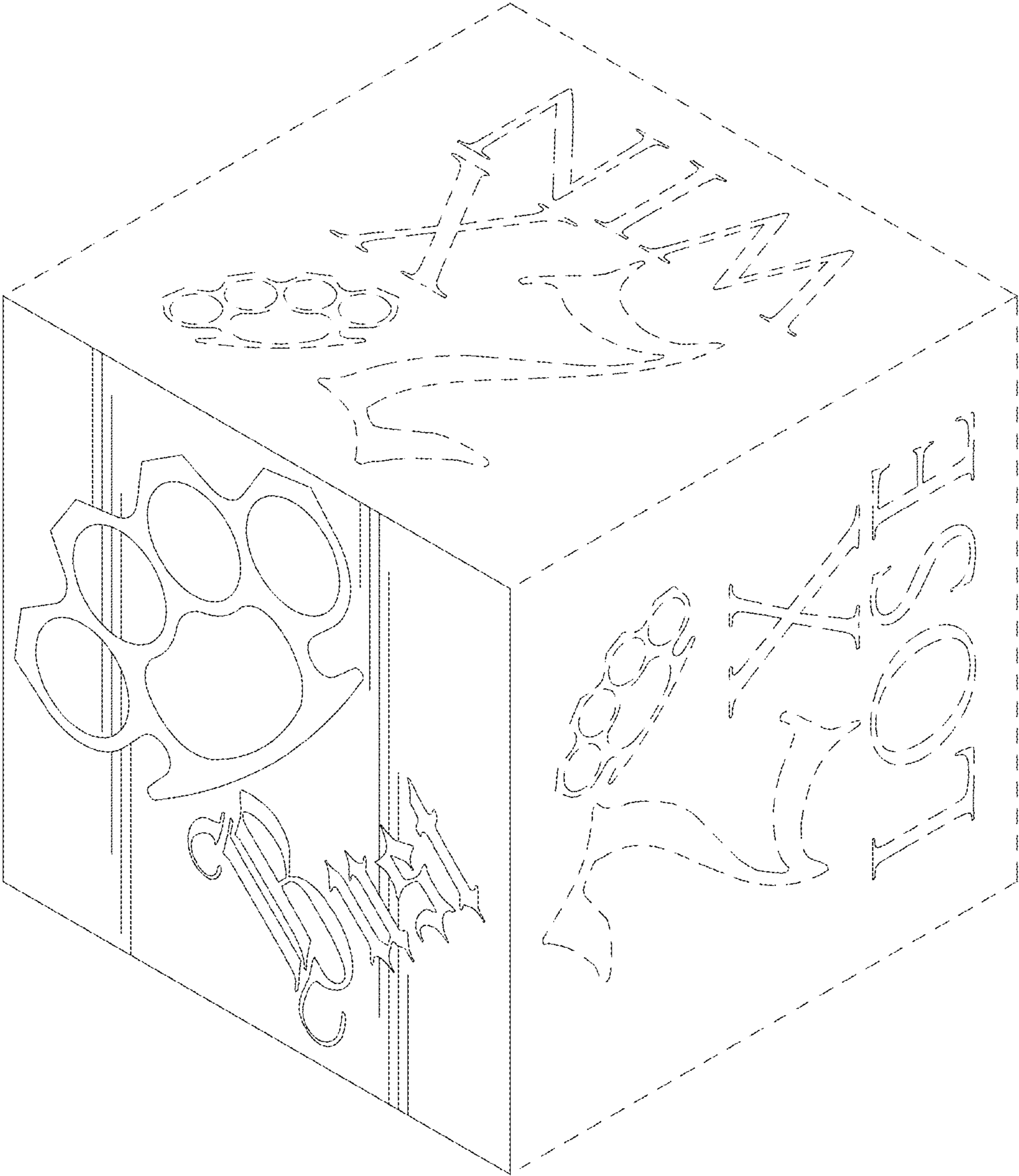


FIG. 1

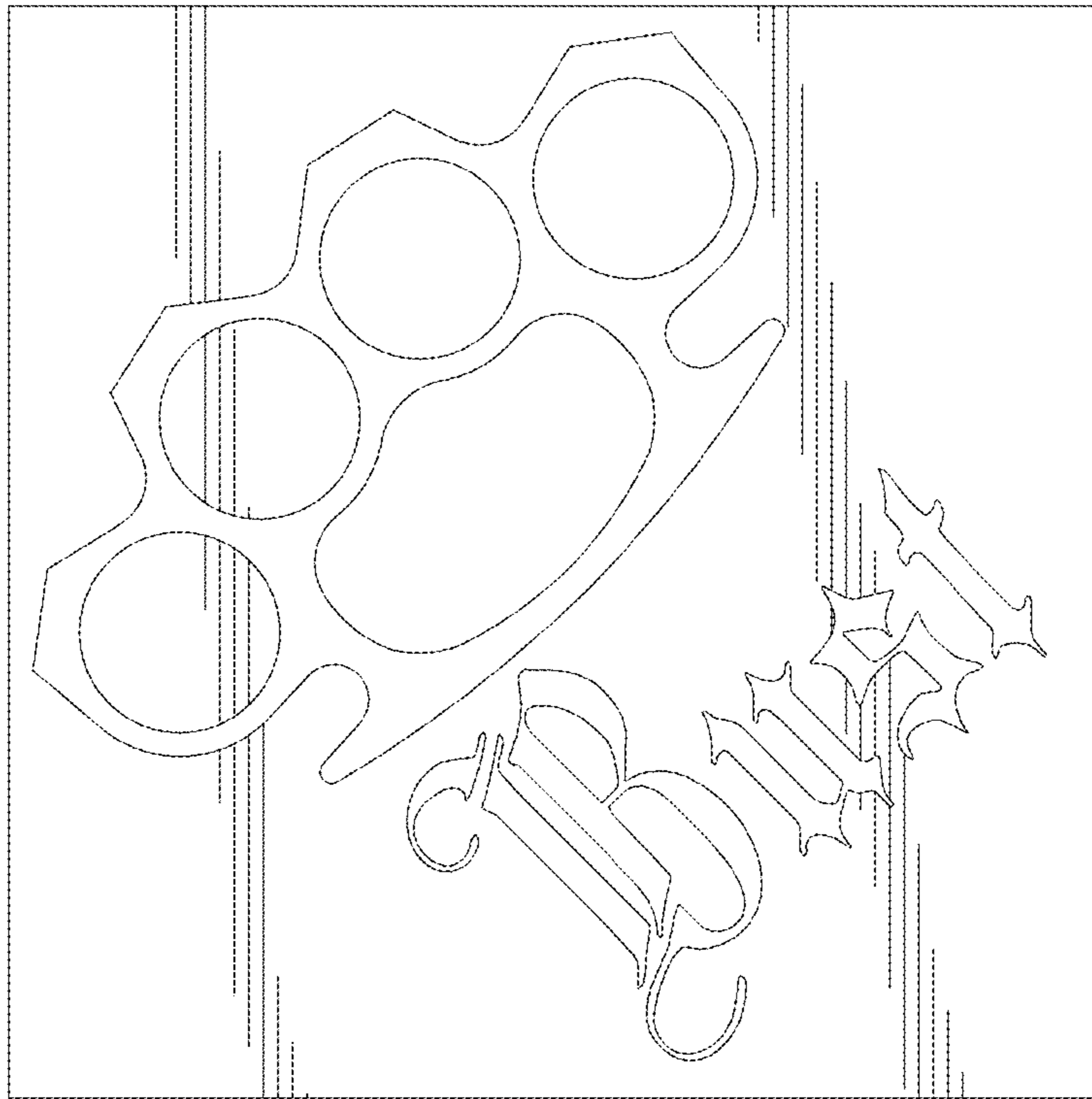


FIG. 2




FIG. 3




FIG. 4




FIG. 5




FIG.6




FIG.7






FIG.8