



US00D802671S

(12) **United States Design Patent** (10) **Patent No.:** **US D802,671 S**
Cohrs (45) **Date of Patent:** **** Nov. 14, 2017**

(54) **CYLINDRICAL SIGN DISPLAY**
(71) Applicant: **Ernest W. Cohrs**, Ocean City, MD (US)
(72) Inventor: **Ernest W. Cohrs**, Ocean City, MD (US)
(**) Term: **15 Years**
(21) Appl. No.: **29/574,004**
(22) Filed: **Aug. 11, 2016**
(51) **LOC (10) Cl.** **20-03**
(52) **U.S. Cl.**
USPC **D20/29**
(58) **Field of Classification Search**
USPC D19/35, 36, 59; D20/10, 20, 23, 27, 28, D20/37, 39, 40, 41, 99, 29; D21/362, D21/374, 477
CPC G09F 1/00; G09F 1/02; G09F 2003/023; G09F 2003/0261; G09F 2003/0264; G09F 7/00; G09F 3/206; G09F 13/00; G09F 2007/1807; G09F 13/04; G09F 2013/0427; G09F 2013/0495; G09F 21/00; G09F 2021/023; G09F 21/04; G09F 2021/041; G09D 3/00; B60R 21/045; B60R 21/205; B60R 11/02; B60R 7/04; B60R 7/08; B60K 35/00; B60H 3/06

D265,781 S * 8/1982 Dainty, Jr. D34/17
D269,301 S * 6/1983 Deibert D30/152
D308,230 S * 5/1990 Holloway D20/37
D329,599 S * 9/1992 Bustos D20/37
D383,585 S * 9/1997 Perez 426/104
D417,703 S * 12/1999 Saito D20/37
D657,174 S * 4/2012 Yatscoff D3/215

OTHER PUBLICATIONS

“Death of Weegee” image, <http://www.gettyimages.com/detail/news-photo/an-unidentified-woman-dressed-in-high-heels-and-a-wooden-news-photo/77329921>, Accessed on May 19, 2016.
“Woman in Barrel” image, http://pirates.wikia.com/wiki/Woman_in_barrel, Accessed on May 19, 2016.
“Barrel Girl Dark” image, <https://marketplace.secondlife.com/VW-Barrel-Girl-Dark-Wearable-cherry-wood-cask-with-changeable-sign-and-not/5689073?id=5689073&slug=VW-Barrel-Girl-Dark-Wearable-cherry-wood-cask-with-changeable-sign-and-not>, Accessed on May 19, 2016.

* cited by examiner

Primary Examiner — Mary Ann Calabrese
Assistant Examiner — Sloan Rozin
(74) *Attorney, Agent, or Firm* — Maier & Maier, PLLC

(57) **CLAIM**

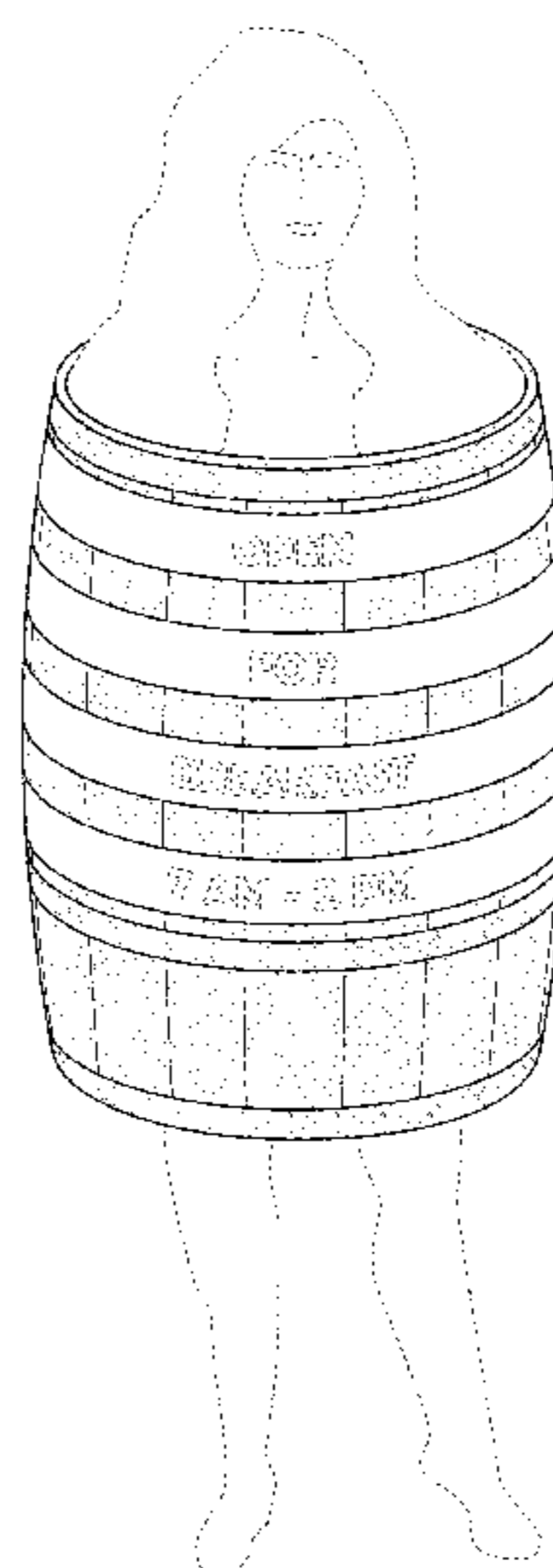
The ornamental design for a cylindrical sign display, as shown and described.

DESCRIPTION

FIG. 1 is a front perspective view of a cylindrical sign display, showing my design;
FIG. 2 is a front elevational view thereof;
FIG. 3 is a rear elevational view thereof;
FIG. 4 is a right side elevational view thereof; and,
FIG. 5 is a left side elevational view thereof.
The varying stippled shading represents contrasting appearance. The broken line showing in the Figures illustrates environment and forms no part of the claimed design.

1 Claim, 5 Drawing Sheets

(56) **References Cited**
U.S. PATENT DOCUMENTS
D16,734 S * 6/1886 Burnell D20/37
D93,847 S * 11/1934 Preddy D1/106
D94,360 S * 1/1935 Rose D20/37
D124,424 S * 12/1940 Austin D20/37
3,570,158 A * 3/1971 Hackett G09F 21/02
40/452
D225,310 S * 12/1972 McClain D30/152
D245,463 S * 8/1977 Smedley D6/686



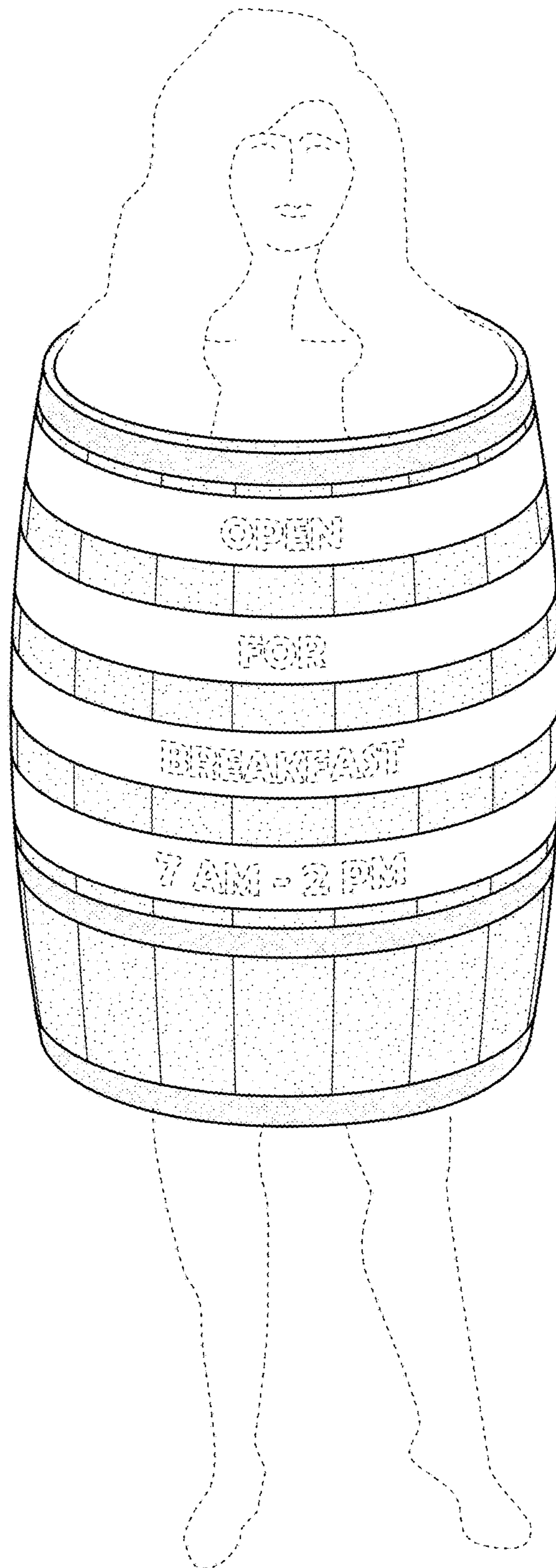


Fig. 1

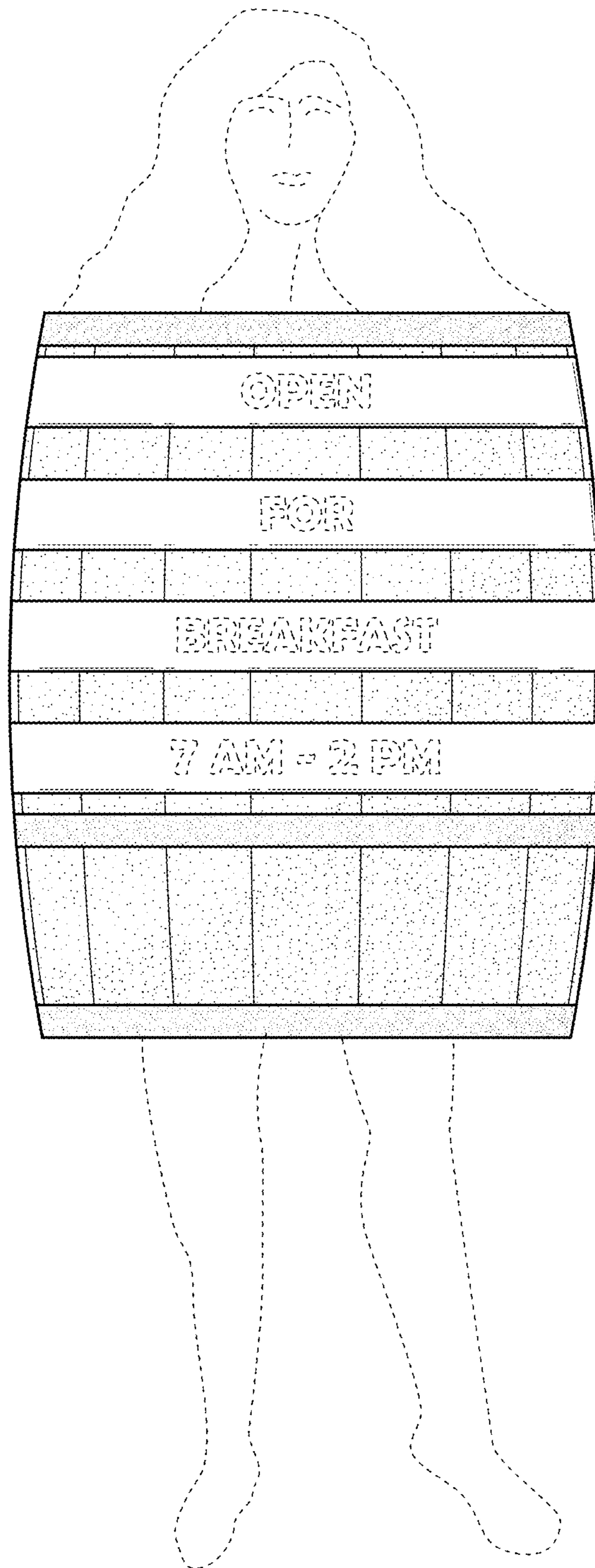


Fig. 2

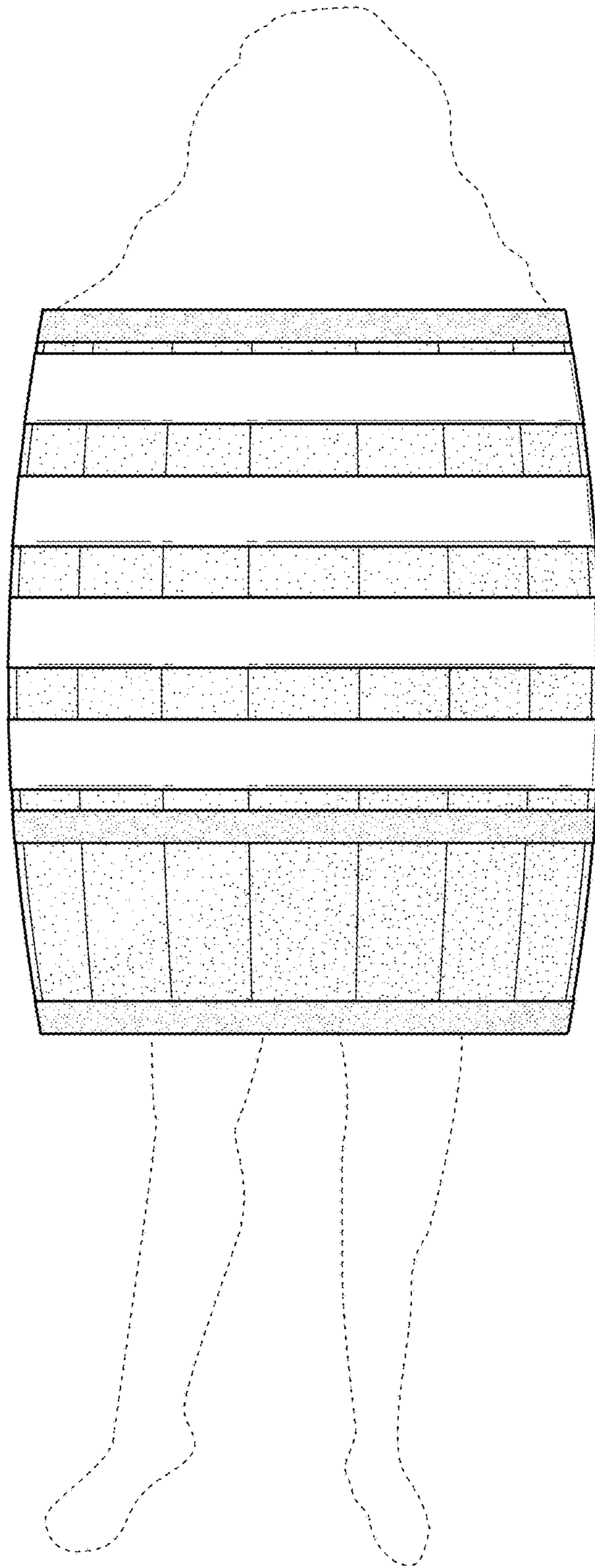


Fig. 3

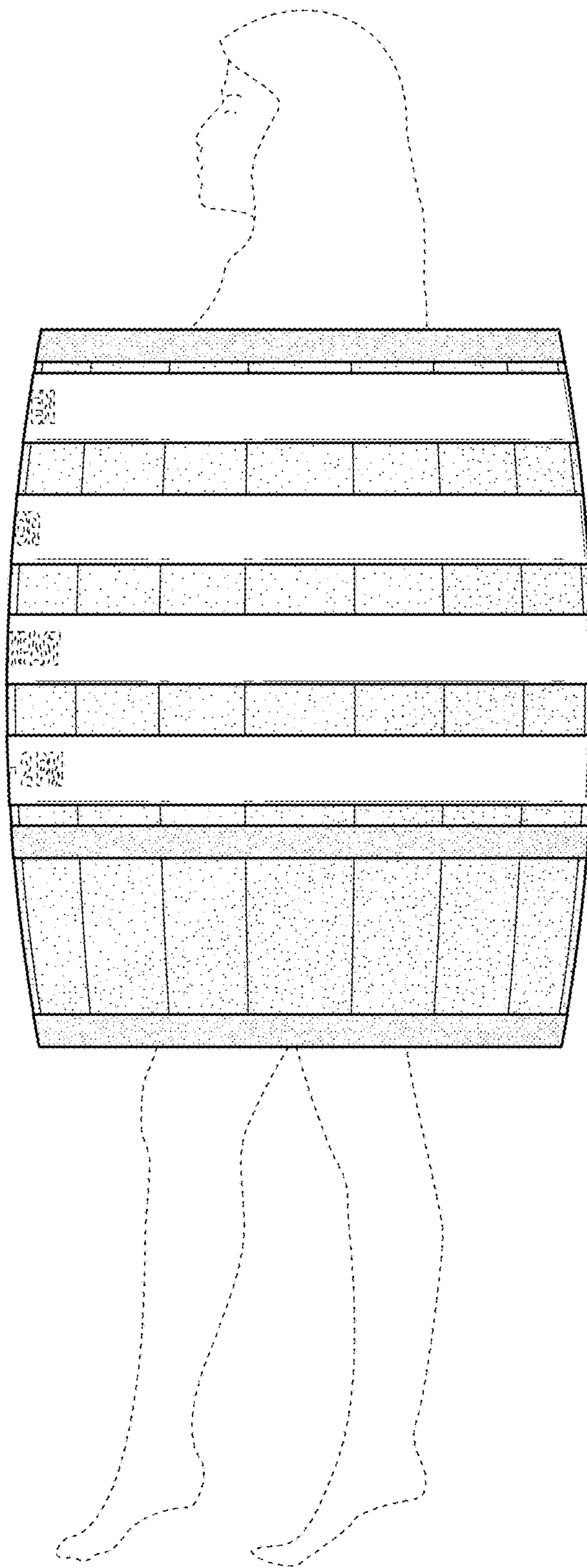


Fig. 4

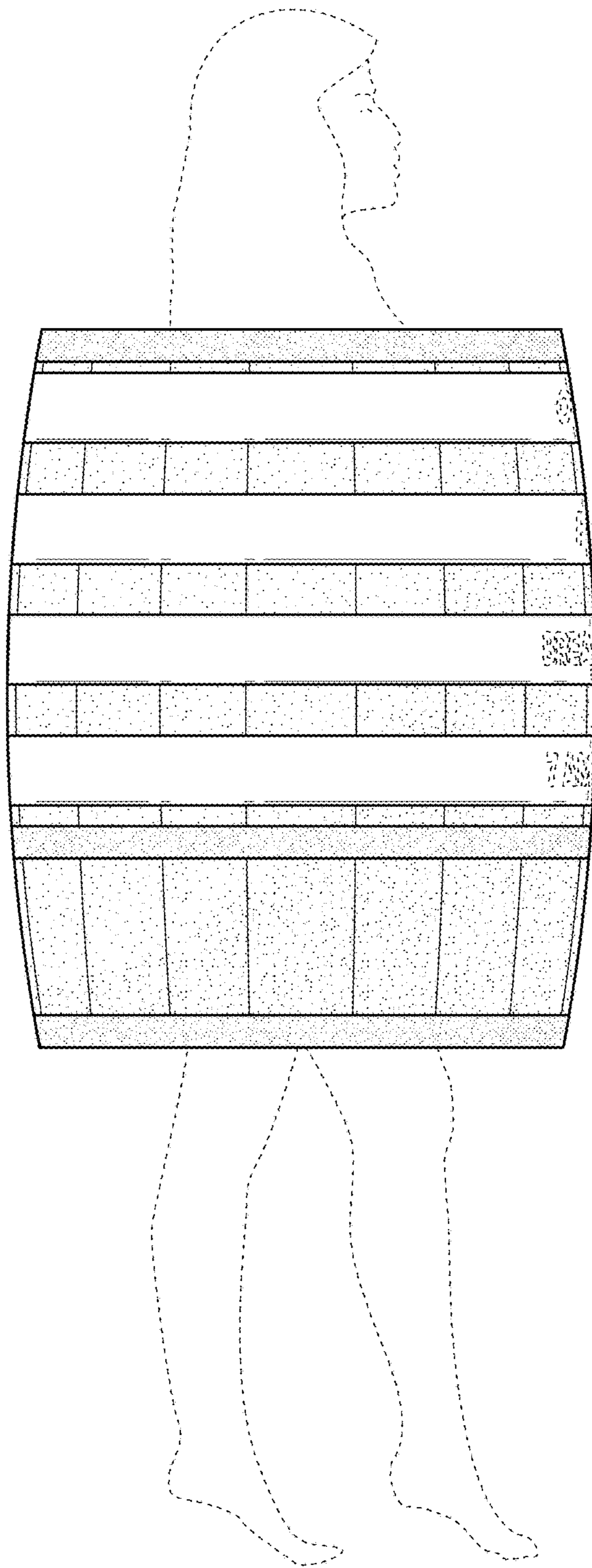


Fig. 5