



US00D802665S

(12) **United States Design Patent** (10) **Patent No.:** **US D802,665 S**
Vadenne (45) **Date of Patent:** **** Nov. 14, 2017**

(54) **WRITING INSTRUMENT**

(71) Applicant: **Societe BIC**, Clichy (FR)
(72) Inventor: **Franck Vadenne**, Bezons (FR)
(73) Assignee: **Societe BIC**, Clichy (FR)
(**) Term: **15 Years**

(21) Appl. No.: **29/549,725**

(22) Filed: **Dec. 28, 2015**

(30) **Foreign Application Priority Data**

Jun. 29, 2015 (EM) 002728006

(51) **LOC (10) Cl.** **19-06**

(52) **U.S. Cl.**
USPC **D19/167**; D19/918; D19/924

(58) **Field of Classification Search**
USPC D14/411; D19/115–204
CPC ... B43K 5/00; B43K 7/00; B43K 7/12; B43K
8/04; B43K 8/06; B43K 19/00; B43K
19/02; B43K 19/14; B43K 24/08
See application file for complete search history.

(56) **References Cited**

U.S. PATENT DOCUMENTS

D239,280 S * 3/1976 Taylor D19/195
D452,526 S * 12/2001 Nishida D19/166
D461,501 S * 8/2002 Nishida D19/166
D487,771 S * 3/2004 Hwang D19/166
D530,745 S * 10/2006 Kent D19/166
D530,748 S * 10/2006 Kent D19/195
D531,217 S * 10/2006 Hirota D19/184

D541,342 S * 4/2007 Qiu D19/166
D546,386 S * 7/2007 Qiu D19/166
D546,387 S * 7/2007 Qiu D19/166
D547,802 S * 7/2007 Jeon D19/166
D548,789 S * 8/2007 Ternovits D19/168
D563,471 S * 3/2008 Qiu D19/167
D586,854 S * 2/2009 Tan D19/166
D679,323 S * 4/2013 Jiang D19/179
D699,296 S * 2/2014 Wang D19/195
D746,923 S * 1/2016 Fleming D19/166
D747,770 S * 1/2016 Nishida D19/199
D771,190 S * 11/2016 Laemle D19/197

* cited by examiner

Primary Examiner — Elizabeth Albert

(74) *Attorney, Agent, or Firm* — Ohlandt, Greeley,
Ruggiero & Perle, L.L.P.

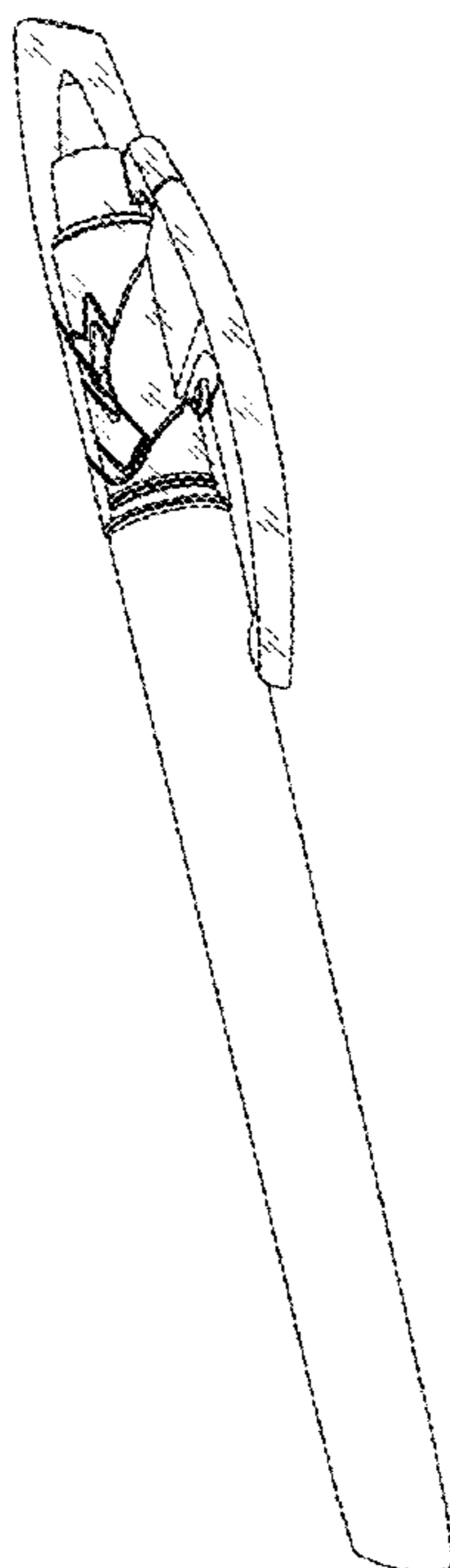
(57) **CLAIM**

The ornamental design for a writing instrument, as shown
and described.

DESCRIPTION

FIG. 1 is a top, front, side perspective view of a writing
instrument according to the present design;
FIG. 2 is a rear view of the writing instrument of FIG. 1;
FIG. 3 is a front view of the writing instrument of FIG. 1;
FIG. 4 is a left side view of the writing instrument of FIG.
1;
FIG. 5 is a right side view of the writing instrument of FIG.
1;
FIG. 6 is a bottom view of the writing instrument of FIG. 1;
and,
FIG. 7 is a top view of the writing instrument of FIG. 1.

1 Claim, 7 Drawing Sheets



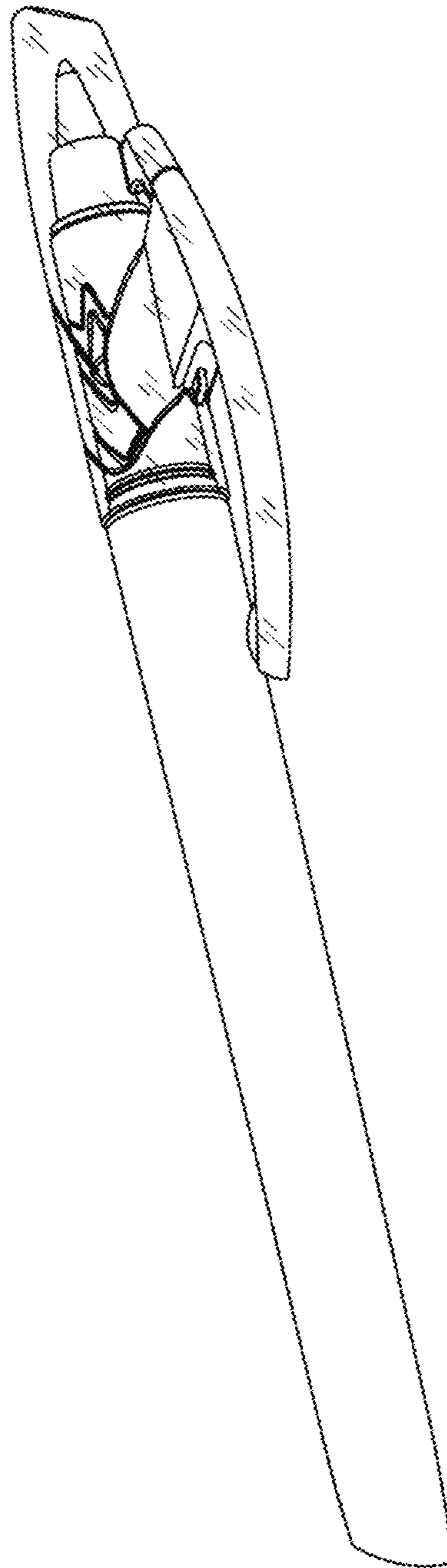


FIG. 1




FIG. 2



FIG. 3




FIG. 4

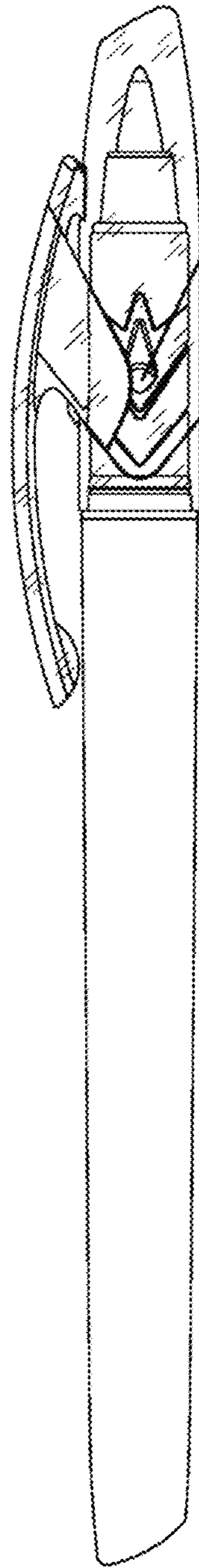


FIG. 5

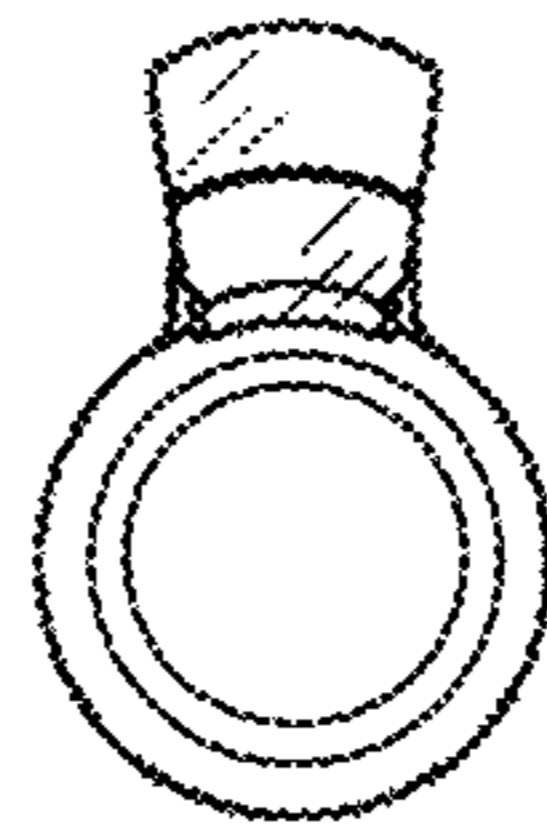


FIG. 6

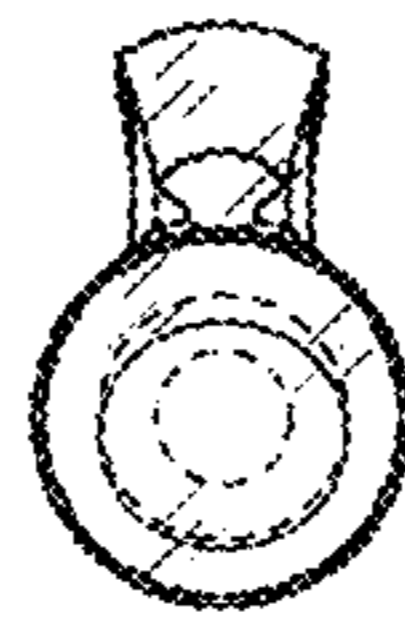


FIG. 7