

US00D802646S

(12) **United States Design Patent**
Laroia et al.

(10) **Patent No.:** **US D802,646 S**

(45) **Date of Patent:** **** Nov. 14, 2017**

(54) **CAMERA**
(71) Applicant: **THE LIGHTCO INC.**, Palo Alto, CA (US)
(72) Inventors: **Rajiv Laroia**, Far Hills, NJ (US);
Harpuneet Singh, Dublin, CA (US);
James Schmieder, Wayland, NY (US);
Sapna A. Shroff, Sunnyvale, CA (US)

7,661,221 B2 * 2/2010 Holmberg F41G 11/003
396/419
D676,891 S * 2/2013 Fairburn D16/242
D676,892 S * 2/2013 Fairburn D16/242
D676,893 S * 2/2013 Fairburn D16/242
D676,894 S * 2/2013 Fairburn D16/242
2006/0181639 A1 * 8/2006 Ueda H04N 5/2251
348/376

* cited by examiner

(73) Assignee: **Light Labs Inc.**, Palo Alto, CA (US)

Primary Examiner — Philip S Hyder
Assistant Examiner — Ramzi Almatrahi

(**) Term: **14 Years**

(74) *Attorney, Agent, or Firm* — Straub & Straub;
Michael P. Straub; Stephen T. Straub

(21) Appl. No.: **29/524,256**

(22) Filed: **Apr. 17, 2015**

(57) **CLAIM**

(51) **LOC (10) Cl.** **16-05**

The ornamental design for a camera, as shown and described.

(52) **U.S. Cl.**

USPC **D16/219**

(58) **Field of Classification Search**

DESCRIPTION

USPC D16/200, 202–206, 208, 218, 219, 242;
348/373–376; 396/535, 539–541
CPC G03B 15/03; G03B 17/02; G03B 17/04;
G03B 17/56; G03B 19/04; H04N 5/2251;
H04N 5/2252; H04N 5/2253; H04N
5/2254; H04N 2101/00

FIG. 1 is a front and top perspective view of a camera showing our new design;
FIG. 2 is a front view thereof;
FIG. 3 is a rear view thereof;
FIG. 4 is a right side view thereof;
FIG. 5 is a left side view thereof;
FIG. 6 is a top plan view thereof; and,
FIG. 7 is a bottom plan view thereof.

See application file for complete search history.

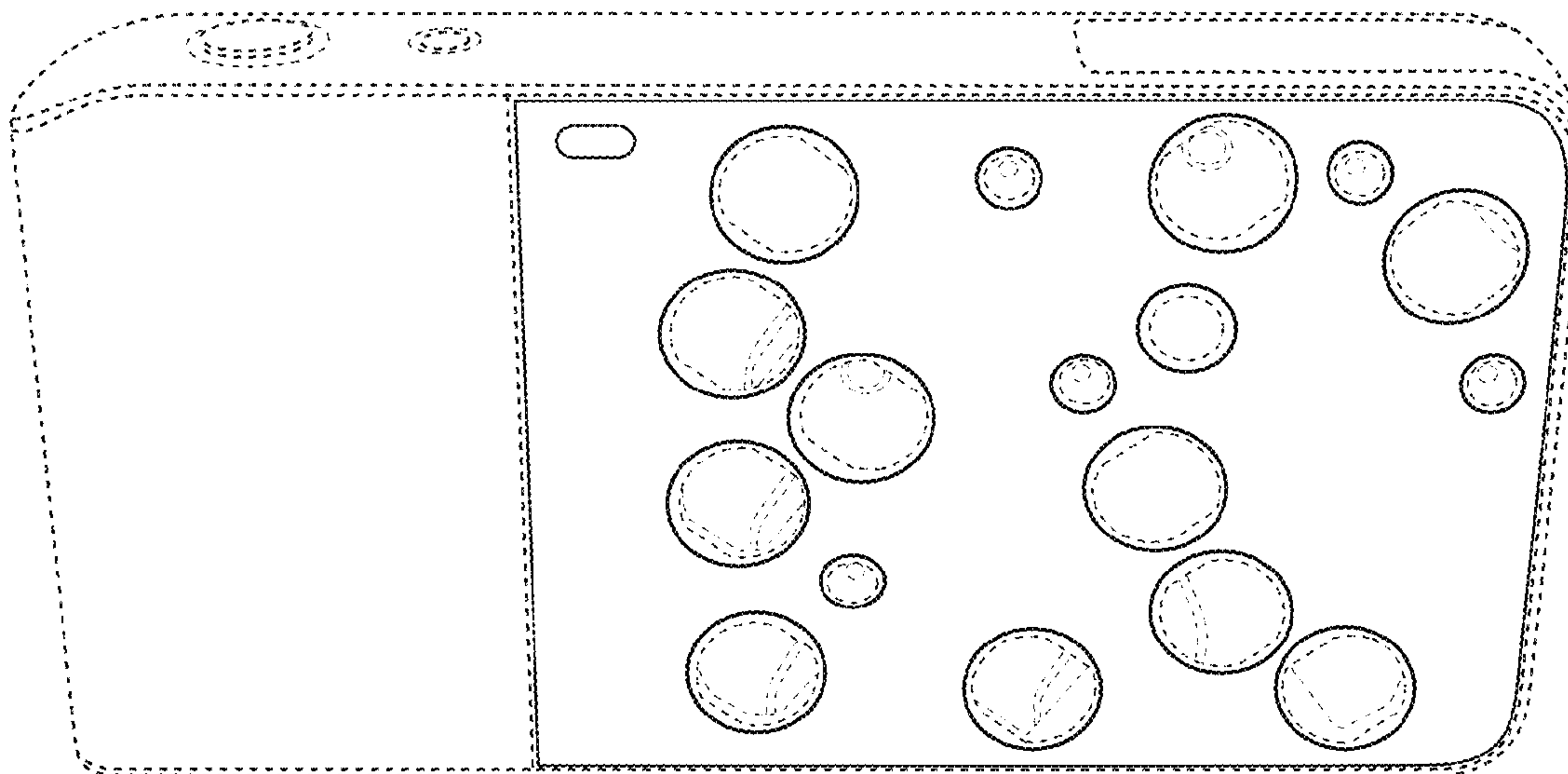
The broken lines depict portions of the camera in which the design is embodied that form no part of the claimed design.

(56) **References Cited**

U.S. PATENT DOCUMENTS

D561,807 S * 2/2008 Ogura D16/202
D573,626 S * 7/2008 Nakajima D16/219

1 Claim, 3 Drawing Sheets



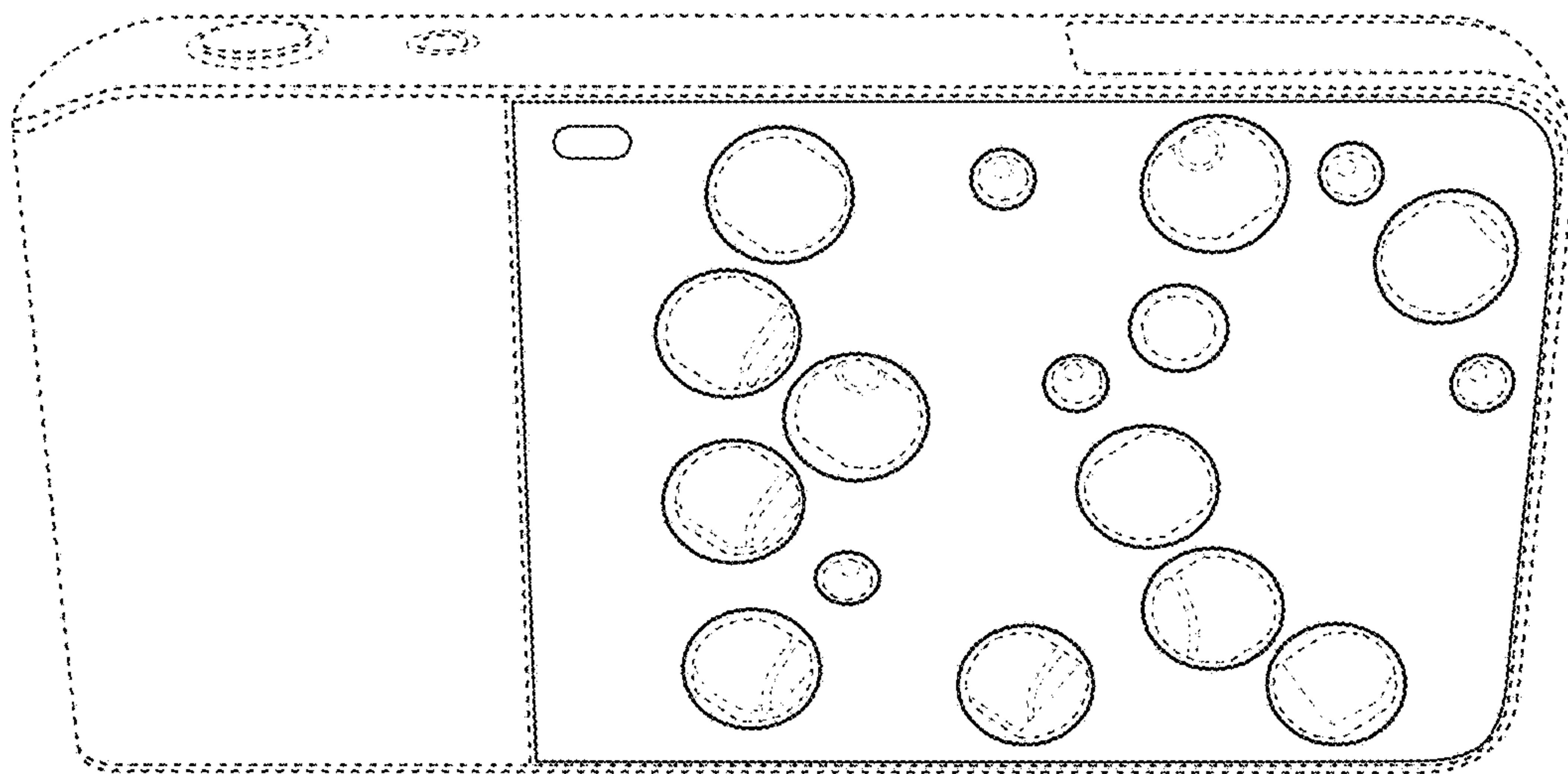


FIG. 1

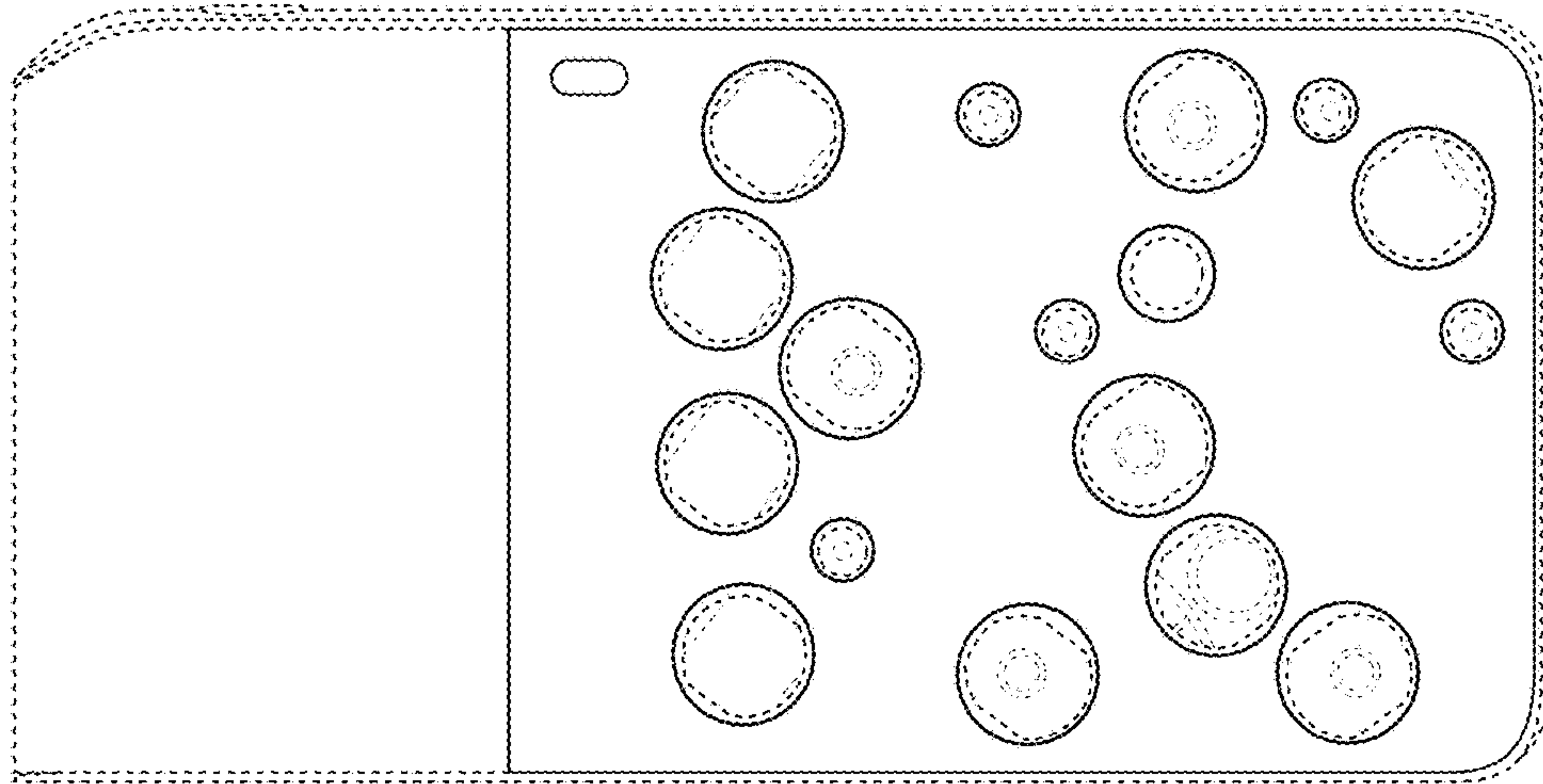


FIG. 2




FIG. 3

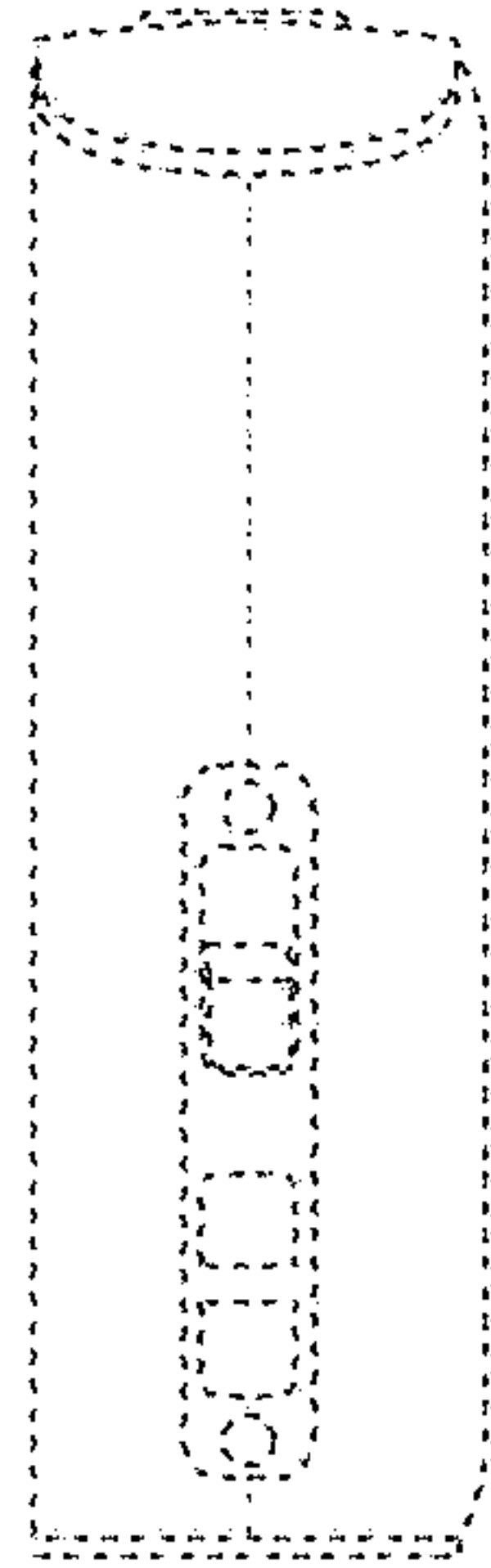


FIG. 4




FIG. 5



FIG. 6

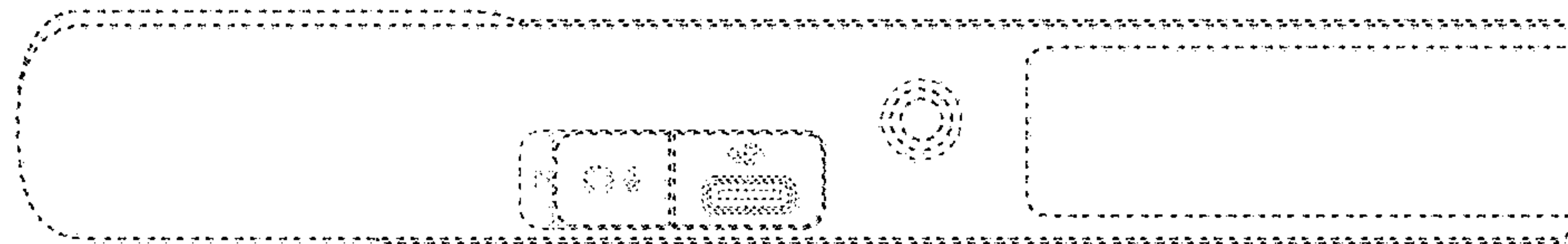


FIG. 7