



US00D802599S

(12) **United States Design Patent** (10) **Patent No.:** **US D802,599 S**
Magargee et al. (45) **Date of Patent:** **** Nov. 14, 2017**

- (54) **MOUSE PAD WITH WRIST REST**
- (71) Applicant: **3M INNOVATIVE PROPERTIES COMPANY**, St. Paul, MN (US)
- (72) Inventors: **James K. Magargee**, New Brighton, MN (US); **Susan M. Butzer**, Eagan, MN (US); **Yin Chen Quintero**, St. Paul, MN (US); **David J. Prince**, St. Paul, MN (US)
- (73) Assignee: **3M INNOVATIVE PROPERTIES COMPANY**, St. Paul, MN (US)
- (**) Term: **15 Years**
- (21) Appl. No.: **29/539,890**
- (22) Filed: **Sep. 18, 2015**
- (51) **LOC (10) Cl.** **14-99**
- (52) **U.S. Cl.**
USPC **D14/458**
- (58) **Field of Classification Search**
USPC D14/299, 344, 347, 432, 458, 459, 460, D14/461; D24/107, 171, 190, 188
CPC A47B 2021/0307; A47B 2021/0321; A47B 2021/0378; A47B 21/00; A47B 21/0371; A47G 9/1063; Y10S 248/918; G06F 3/014; G06F 3/033; G06F 3/039; G06F 3/045; G06F 3/0395
See application file for complete search history.

- (56) **References Cited**
U.S. PATENT DOCUMENTS
D213,153 S * 1/1969 Feather D24/188
5,131,614 A * 7/1992 Garcia A47B 21/0371
248/118
D328,598 S * 8/1992 Massey D14/461
D342,243 S * 12/1993 Land D14/461
D347,422 S * 5/1994 Taslitz D14/461
D361,556 S * 8/1995 Moro
D370,474 S * 6/1996 Kirchhoff D14/461
D376,177 S * 12/1996 Springer D14/458
5,756,184 A * 5/1998 Yates

- D406,578 S * 3/1999 Fitzsimmons D14/459
- D414,166 S * 9/1999 De Paris D14/447
- D415,142 S * 10/1999 Guy D14/459
- 6,039,292 A * 3/2000 Danzyger A47B 21/0371
248/118.5
- D452,868 S * 1/2002 Chou D14/459
- D453,340 S * 2/2002 Lin D14/459

(Continued)

FOREIGN PATENT DOCUMENTS

WO WO 98/08420 3/1998

OTHER PUBLICATIONS

3M Precise Mouse Pad (available online Nov. 17, 2015) Retrieved from the internet Mar. 29, 2017, retrieved from the internet URL: https://www.amazon.com/3M-Precise-Optical-Performance-MW85B/dp/B0188WO9LC/ref=sr_1_3?ie=UTF8&qid=1490797311&sr=83&keywords=3m+mouse+pad+with+wrist+rest.*

Primary Examiner — Garth Rademaker
Assistant Examiner — Richard Kearney
(74) *Attorney, Agent, or Firm* — Irina Hass

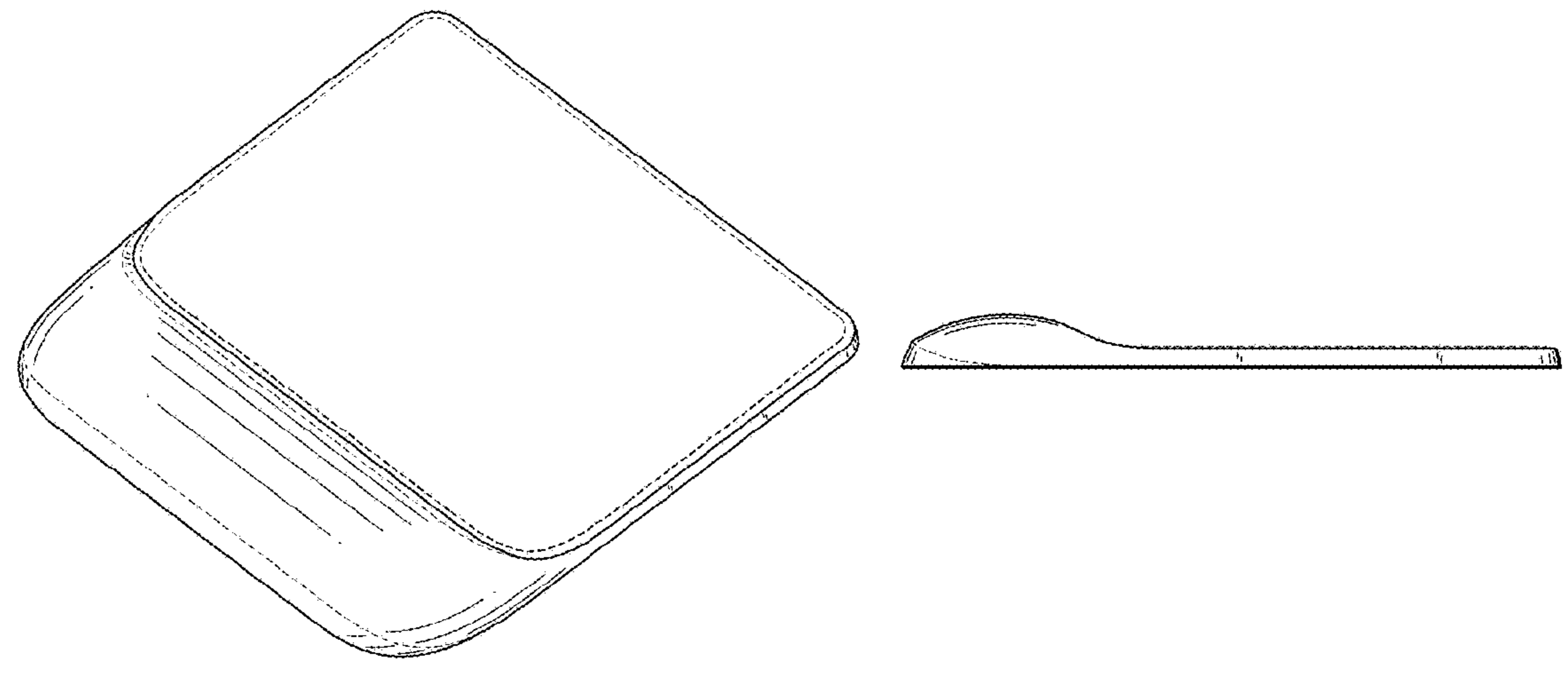
(57) **CLAIM**

The ornamental design for a mouse pad with wrist rest, as shown and described.

DESCRIPTION

FIG. 1 is a perspective view showing a new design for a mouse pad with wrist rest;
FIG. 2 is a top view thereof;
FIG. 3 is a bottom view thereof;
FIG. 4 is a front view thereof;
FIG. 5 is a rear view thereof; and,
FIG. 6 is a right side view thereof, a left side view being a mirror image thereof.
The portions of the mouse pad with wrist rest in FIGS. 1, 2, and 4-6 shown in broken lines are included to show features that form no part of the claimed design.

1 Claim, 2 Drawing Sheets



(56)

References Cited

U.S. PATENT DOCUMENTS

D453,520	S *	2/2002	Lin	D14/459
D462,361	S *	9/2002	Lewtan	D14/458
D507,575	S *	7/2005	Yang	D14/458
D664,149	S *	7/2012	Crisp	D14/459
2004/0048038	A1 *	3/2004	Tseng	B32B 27/00 428/131
2005/0218271	A1 *	10/2005	Jang	G06F 3/0395 248/118
2008/0290226	A1 *	11/2008	Ho	G06F 3/0395 248/118

* cited by examiner

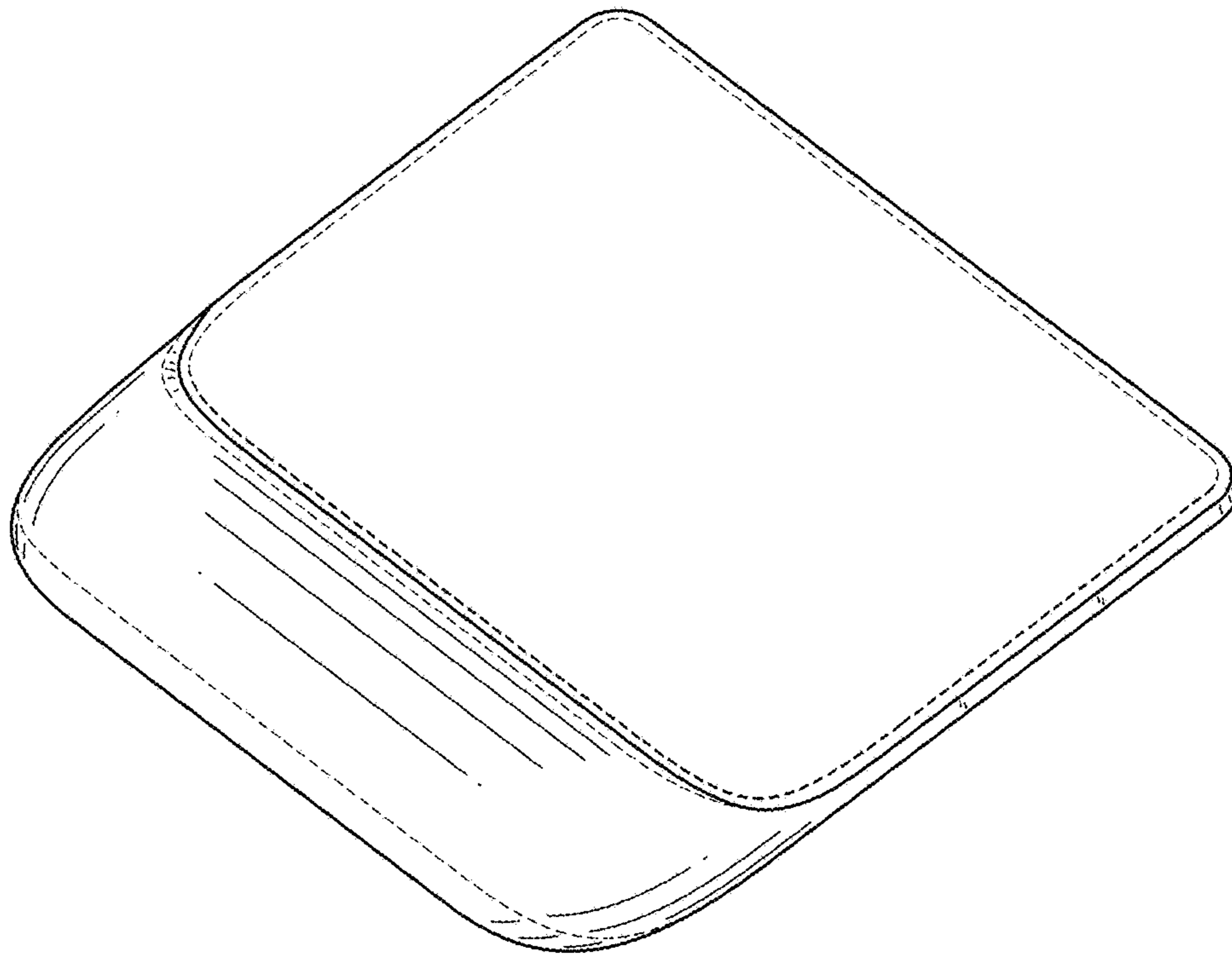


FIG. 1




FIG. 2

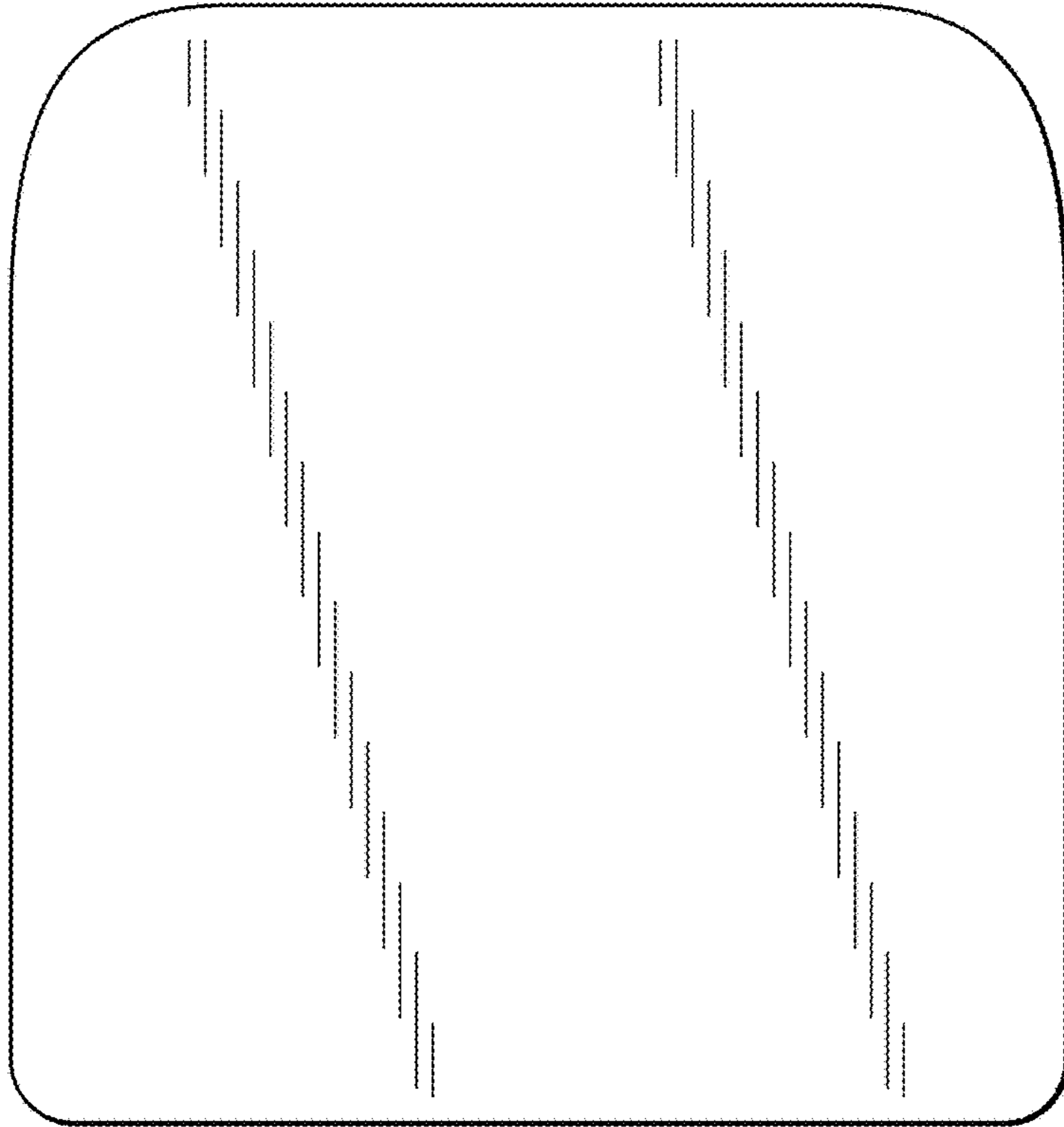


FIG. 3




FIG. 4



FIG. 5



FIG. 6