

US00D802598S

(12) **United States Design Patent** (10) **Patent No.:** **US D802,598 S**  
**Turpanjian et al.** (45) **Date of Patent:** **\*\* Nov. 14, 2017**

(54) **KEYBOARD**

H04M 1/0237; H01H 13/14; H01H 13/84;  
B41J 5/00; B41J 5/12; B41J 5/10

(71) Applicants: **Michael Hagop Turpanjian**, Rancho Palos Verdes, CA (US); **Vaughn Edmond Tajirian**, Rolling Hills Estates, CA (US)

See application file for complete search history.

(72) Inventors: **Michael Hagop Turpanjian**, Rancho Palos Verdes, CA (US); **Vaughn Edmond Tajirian**, Rolling Hills Estates, CA (US)

(56) **References Cited**

U.S. PATENT DOCUMENTS

D409,995 S \* 5/1999 Calabrese ..... D14/392  
6,604,877 B2 \* 8/2003 Cheng ..... G06F 1/1616  
400/472  
D550,677 S \* 9/2007 O'Neil ..... D14/455

\* cited by examiner

(73) Assignee: **Drakken Technologies, LLC**, Rancho Palos Verdes, CA (US)

*Primary Examiner* — Freda S Nunn

(\*\*) Term: **15 Years**

(74) *Attorney, Agent, or Firm* — Dunlap Bennett & Ludwig PLLC

(21) Appl. No.: **29/578,518**

(57) **CLAIM**

(22) Filed: **Sep. 22, 2016**

The ornamental design for a keyboard, as shown and described.

(51) **LOC (10) Cl.** ..... **14-02**

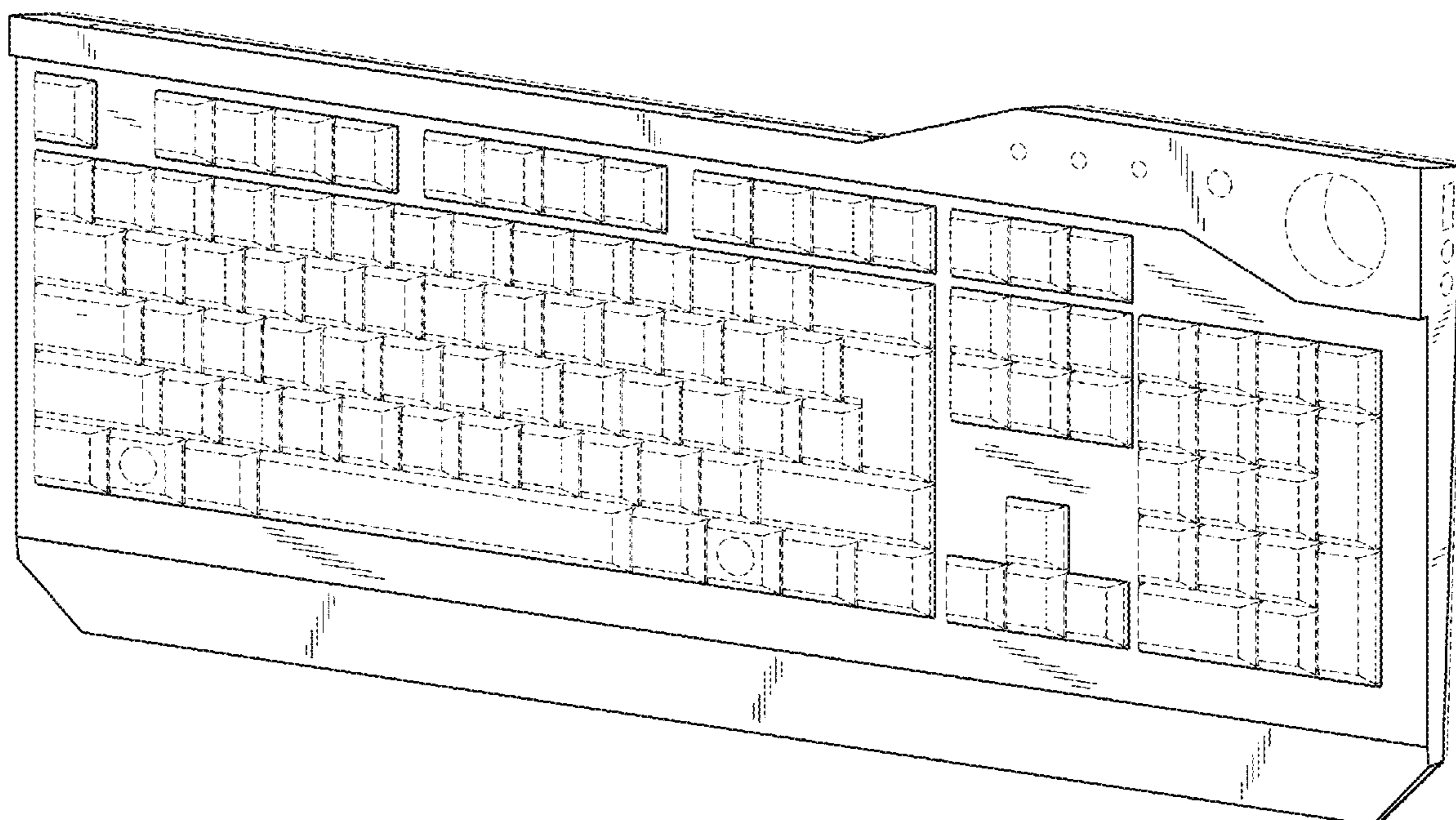
(52) **U.S. Cl.**  
USPC ..... **D14/455**

**DESCRIPTION**

(58) **Field of Classification Search**  
USPC .... D14/391–399, 455, 456; D18/1, 2, 7, 11;  
235/145 A, 145 R; 341/22, 23; 345/104,  
345/156, 168, 169, 173; 361/679.08,  
361/679.09, 679.11, 679.26, 679.27  
CPC ..... G06F 1/16; G06F 1/1616; G06F 1/1626;  
G06F 1/1632; G06F 1/1613; G06F  
1/1601; G06F 1/1618; G06F 1/162; G06F  
3/0221; G06F 3/0216; H01R 35/02;  
H03M 11/00; G09B 13/04; H03K 17/94;  
G09G 5/00; F16M 11/10; H05K 5/00;

FIG. 1 is a front perspective view of a keyboard;  
FIG. 2 is a front elevation view thereof;  
FIG. 3 is a rear elevation view thereof;  
FIG. 4 is a left elevation view thereof;  
FIG. 5 is a right elevation view thereof;  
FIG. 6 is a top plan view thereof; and,  
FIG. 7 is a bottom plan view thereof.  
The broken lines shown in the drawings depict portions of the keyboard that form no part of the claimed design.

**1 Claim, 5 Drawing Sheets**



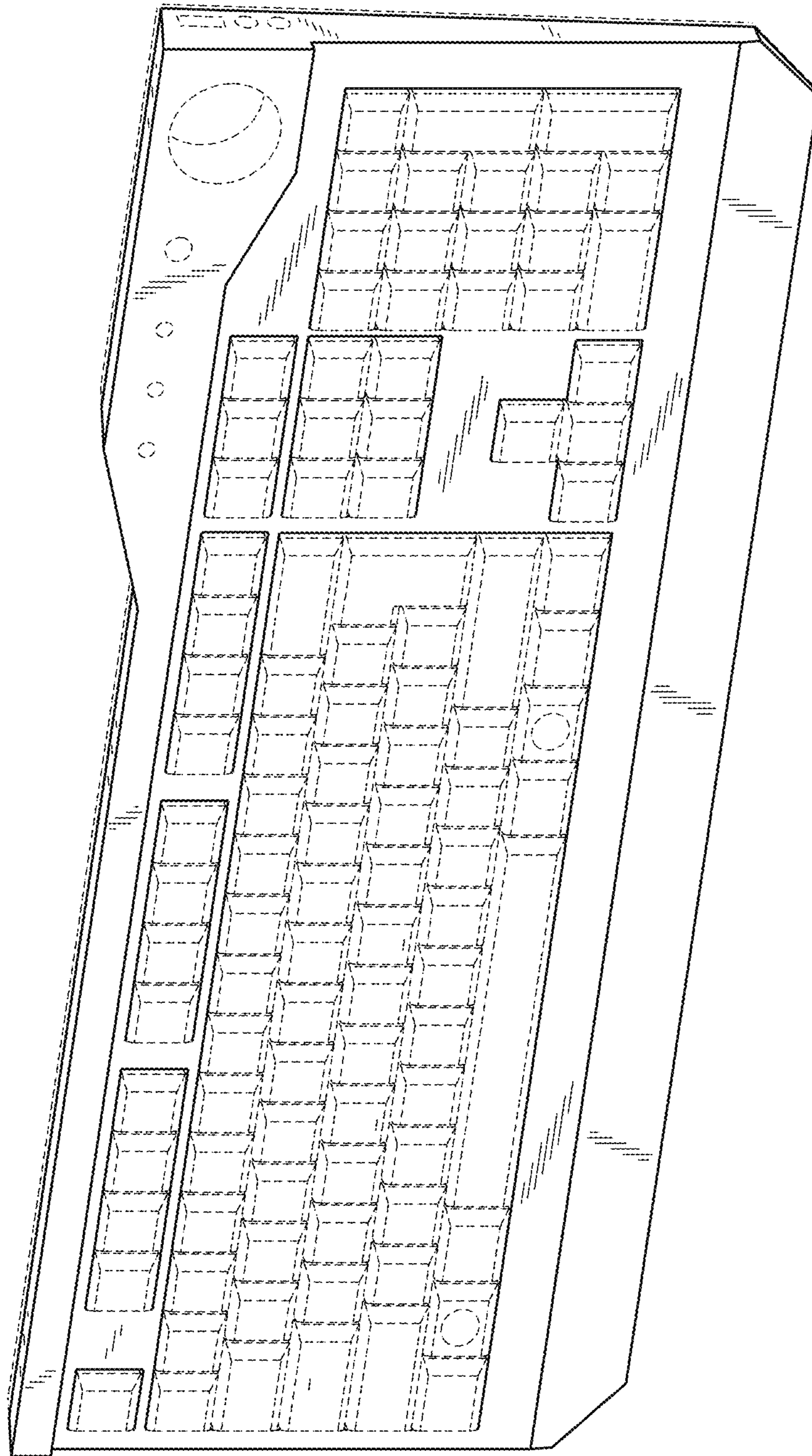


FIG. 1

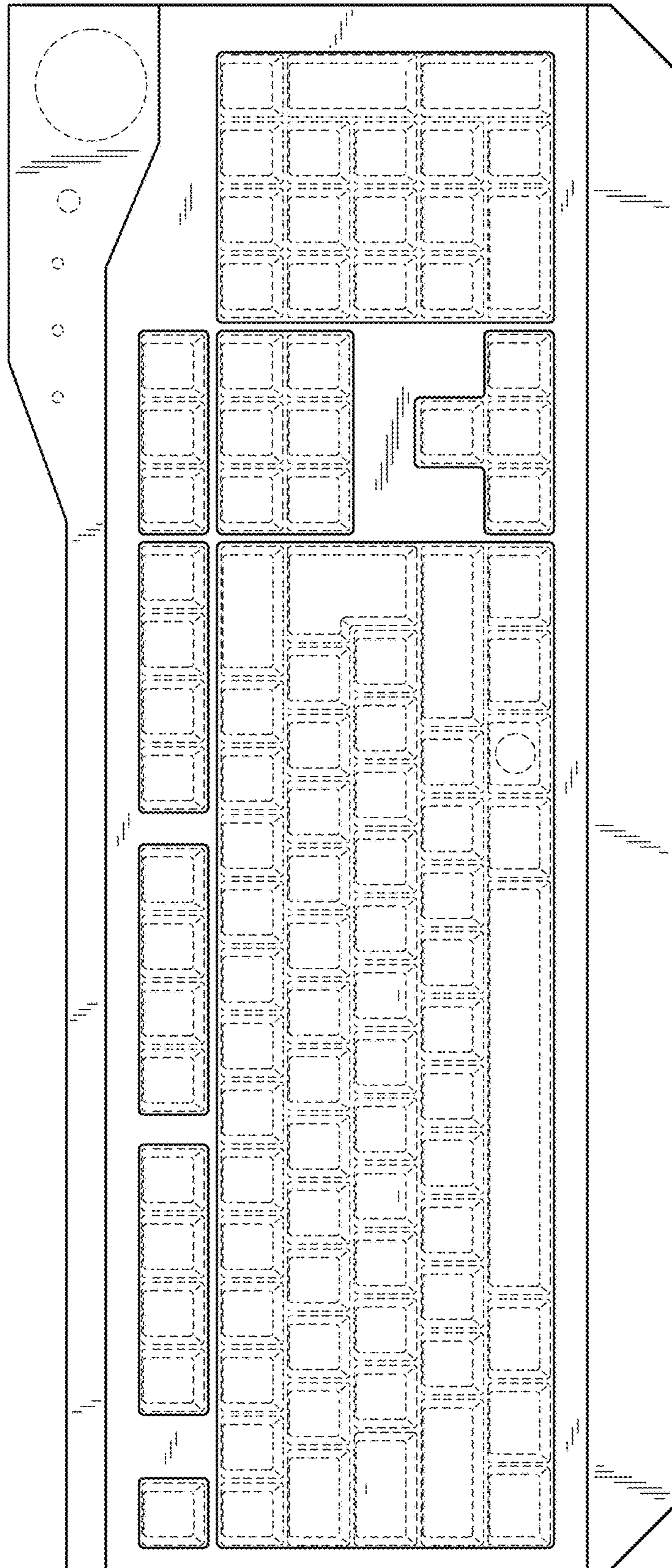


FIG. 2

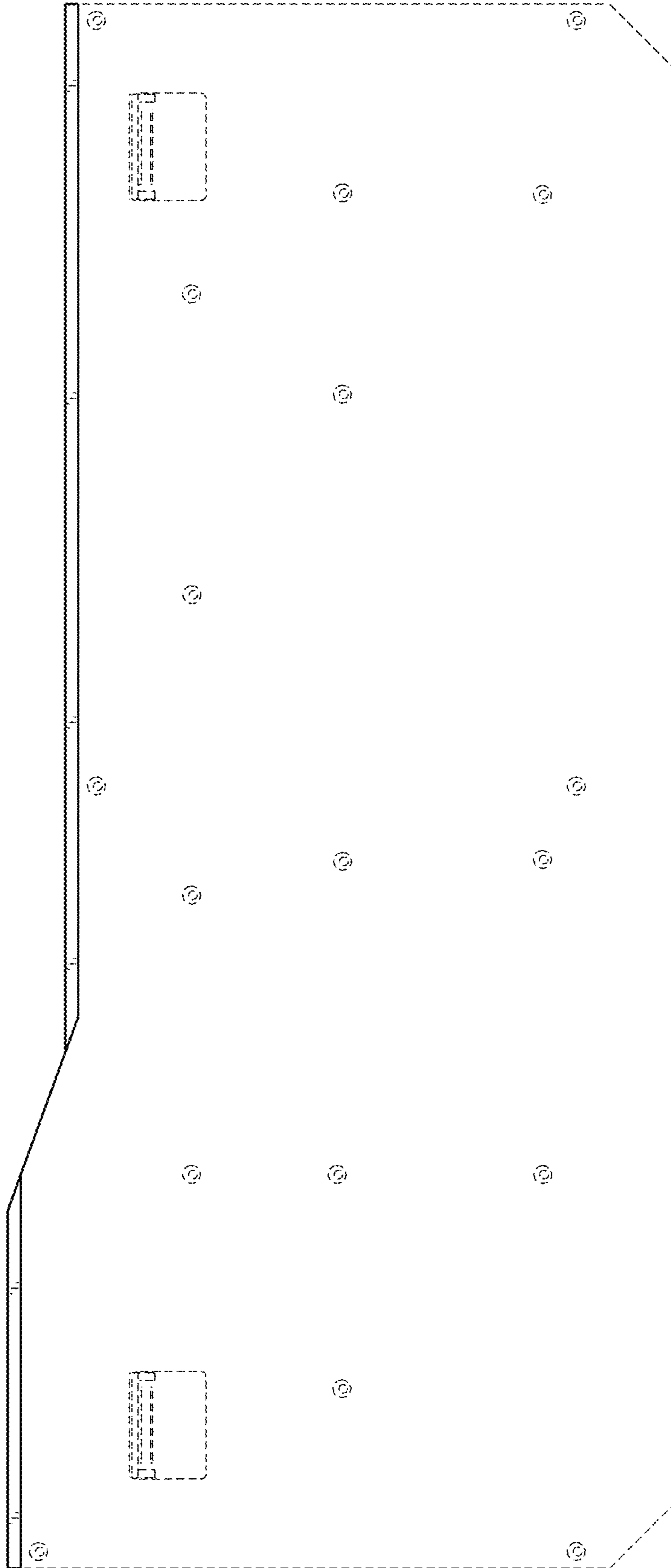


FIG. 3

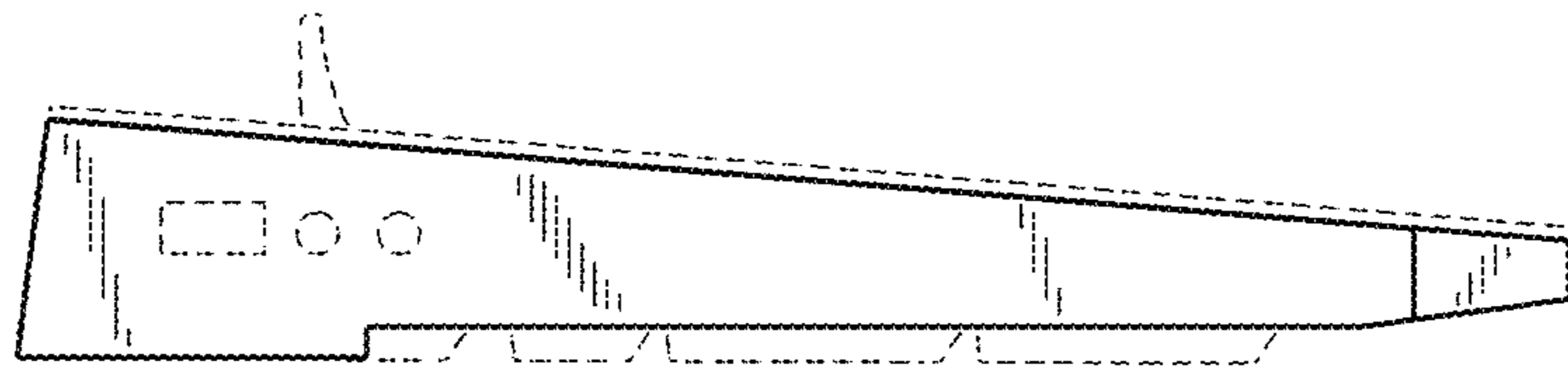


FIG. 5

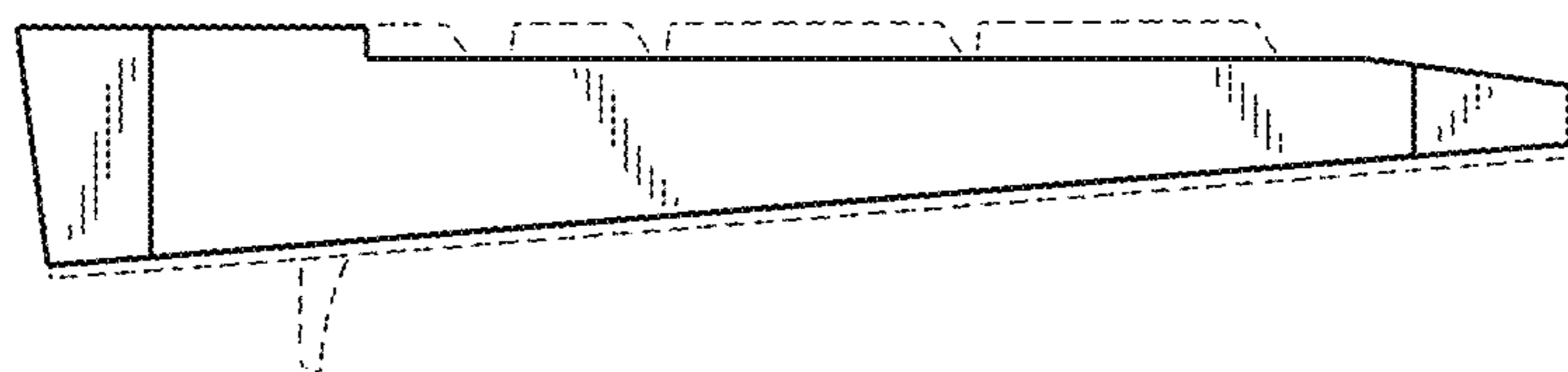


FIG. 4

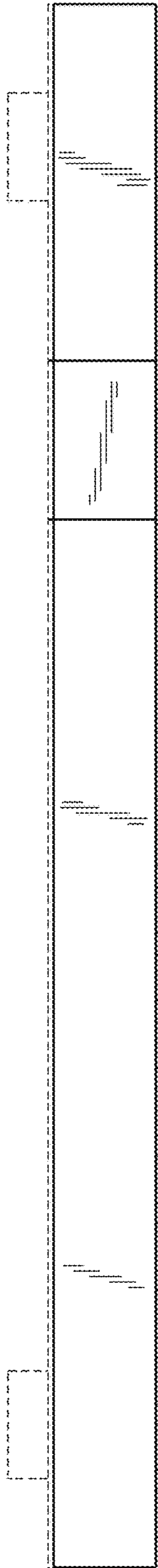


FIG. 6




FIG. 7