



US00D802590S

(12) **United States Design Patent**
Bae et al.

(10) **Patent No.:** **US D802,590 S**

(45) **Date of Patent:** **** Nov. 14, 2017**

(54) **DISPLAY DEVICE**

11/041; F16M 11/126; F16M 11/04;
F16M 13/02; F16M 11/24; A47F 5/00

(71) Applicant: **SAMSUNG DISPLAY CO., LTD.**,
Yongin-si, Gyeonggi-do (KR)

See application file for complete search history.

(72) Inventors: **Jong Sung Bae**, Hwaseong-si (KR);
Mu Gyeom Kim, Hwaseong-si (KR);
Kyoung-Eun Lee, Seoul (KR); **Chang**
Yong Jeong, Yongin-si (KR)

(56) **References Cited**

U.S. PATENT DOCUMENTS

(73) Assignee: **Samsung Display Co., Ltd.**, Yongin-si
(KR)

(**) Term: **15 Years**

(21) Appl. No.: **29/573,920**

(22) Filed: **Aug. 10, 2016**

6,742,294	B1	6/2004	Fossum	
D573,417	S	7/2008	Osborn	
7,441,357	B2	10/2008	Steer	
7,456,823	B2	11/2008	Poupyrev	
D662,921	S	7/2012	Clements et al.	
8,502,788	B2	8/2013	Cho	
D703,213	S	4/2014	Gifford et al.	
D713,811	S	9/2014	Isaacs et al.	
8,832,980	B2	9/2014	Hill	
8,929,085	B2	1/2015	Franklin et al.	
D776,112	S *	1/2017	Bae	D14/374
2009/0219247	A1	9/2009	Watanabe et al.	
2011/0187681	A1	8/2011	Kim et al.	
2014/0118271	A1	5/2014	Lee et al.	

Related U.S. Application Data

(62) Division of application No. 29/536,533, filed on Aug.
17, 2015, now Pat. No. Des. 776,112.

* cited by examiner

Primary Examiner — Freda S Nunn

(30) **Foreign Application Priority Data**

Feb. 17, 2015 (KR) 30-2015-0008886

(74) *Attorney, Agent, or Firm* — Lewis Roca Rothgerber
Christie LLP

(51) **LOC (10) Cl.** **14-02**

(52) **U.S. Cl.**
USPC **D14/374**

(57) **CLAIM**

The ornamental design for a display device, as shown and
described.

(58) **Field of Classification Search**

USPC D14/371–375, 125–129, 336, 337, 341,
D14/239; 341/12; 345/104, 156, 168,
345/173; 348/180, 184, 325, 739; 349/1,
349/2, 11, 62; 361/679.05–679.07,
361/679.21; D6/300, 308
CPC G06F 1/16; G06F 1/1601; G06F 3/037;
G06F 1/162; G06F 1/1613; G06F
1/133308; F16M 11/02; F16M 11/10;
F16M 11/00; F16M 11/06; F16M 11/18;
F16M 11/045; F16M 11/105; F16M

DESCRIPTION

FIG. 1 is a front perspective view of a display device;
FIG. 2 is a front view thereof;
FIG. 3 is a rear view thereof;
FIG. 4 is a left-side view thereof;
FIG. 5 is a right-side view thereof;
FIG. 6 is a top view thereof;
FIG. 7 is a bottom view thereof; and,
FIG. 8 is a rear perspective view thereof.

1 Claim, 7 Drawing Sheets

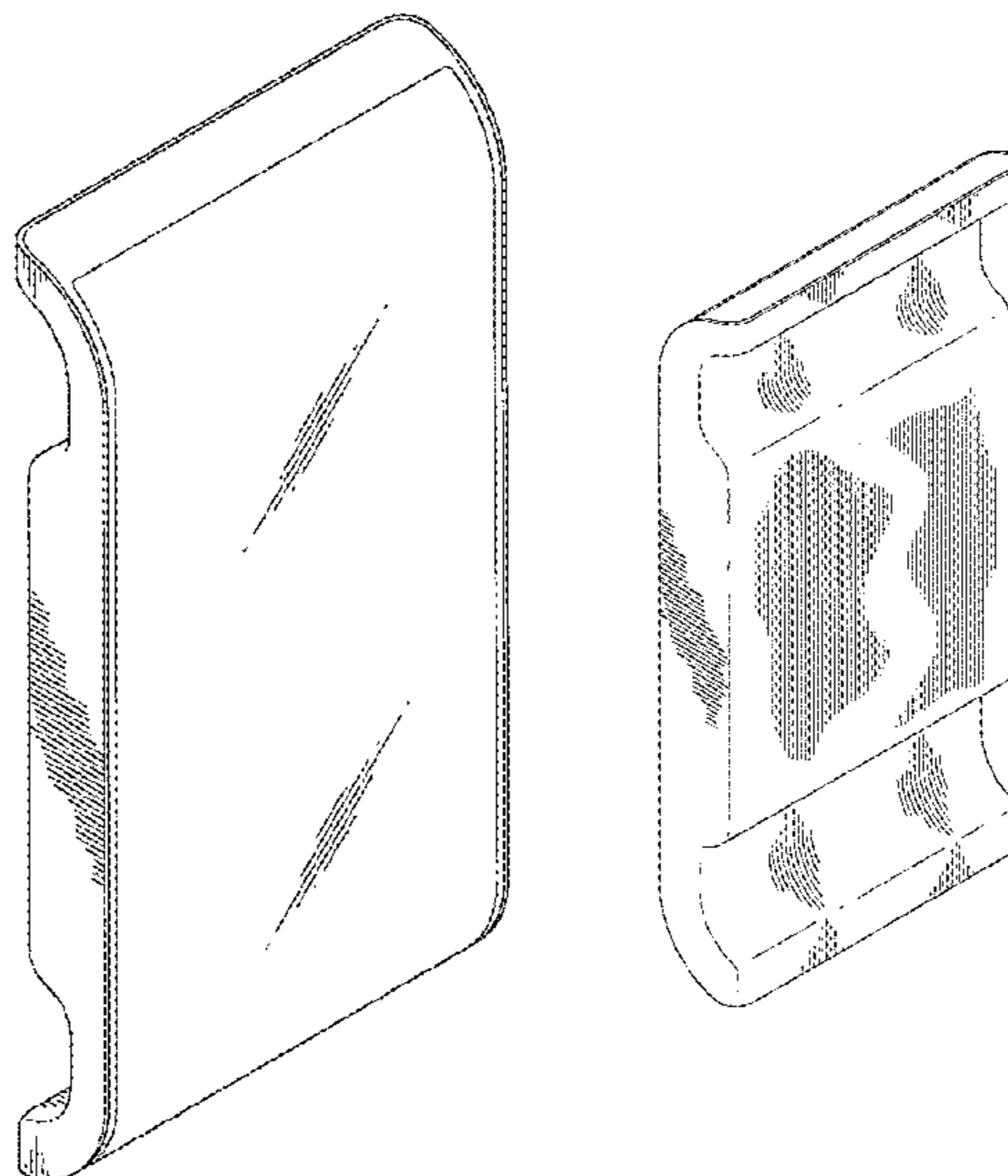


FIG. 1

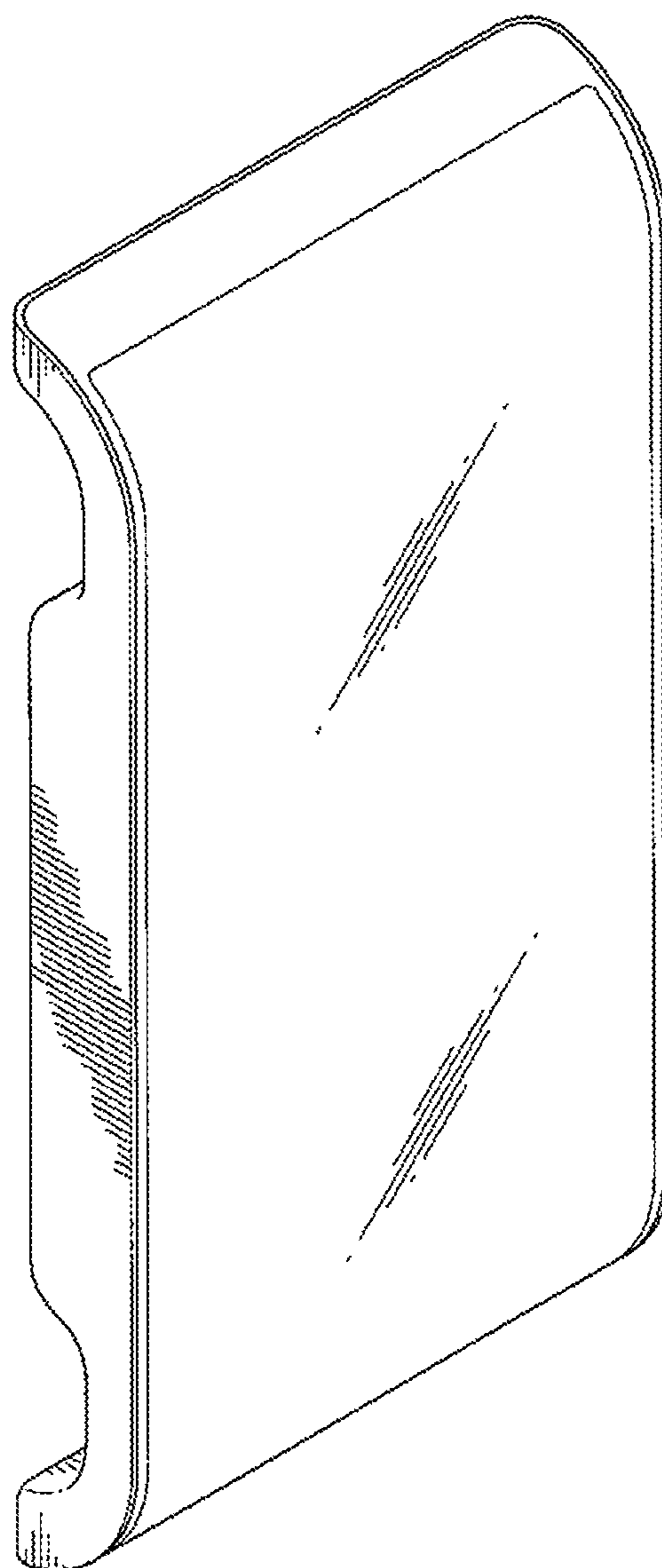


FIG. 2

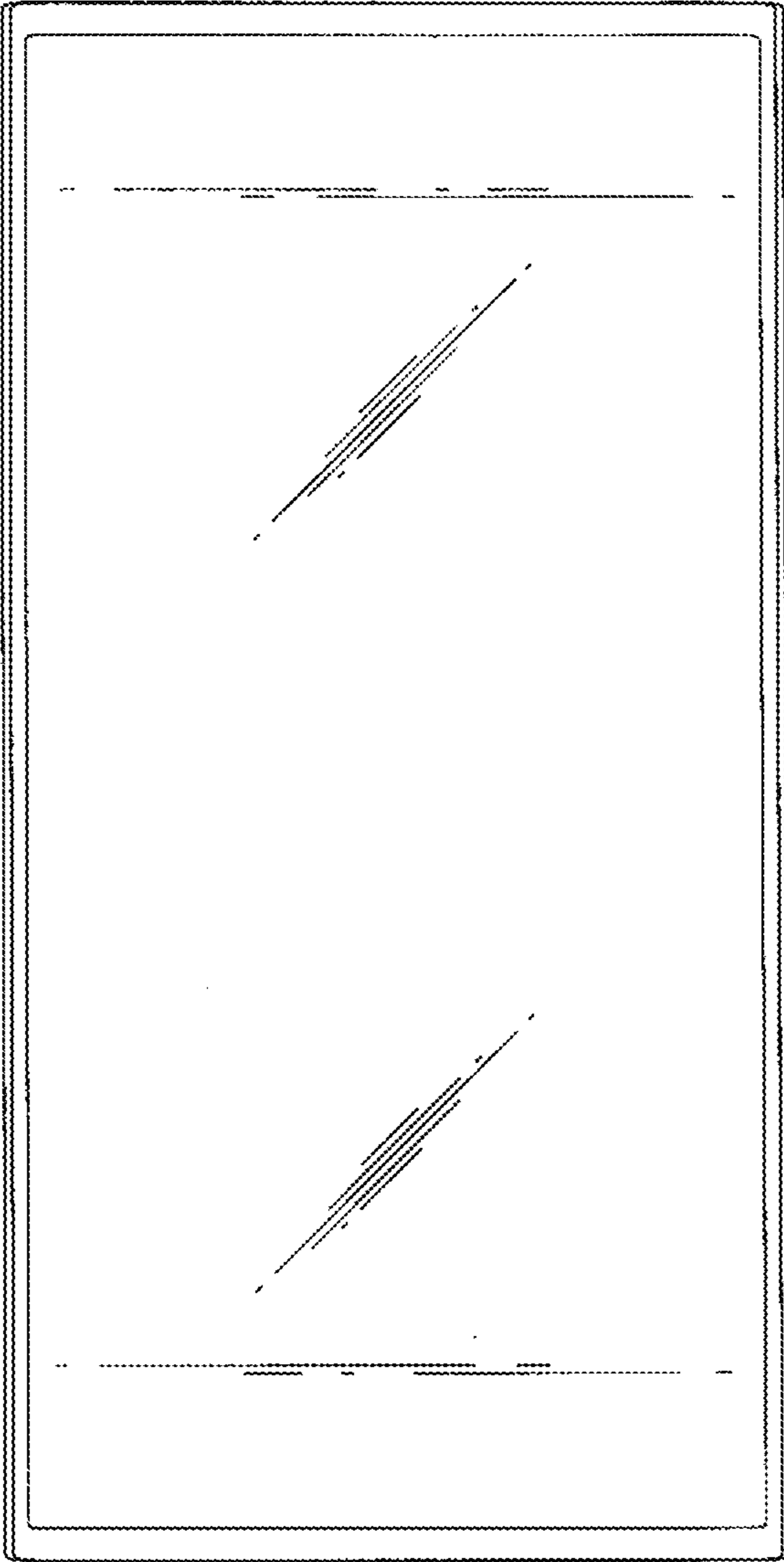


FIG. 3




FIG. 4



FIG. 5




FIG. 6

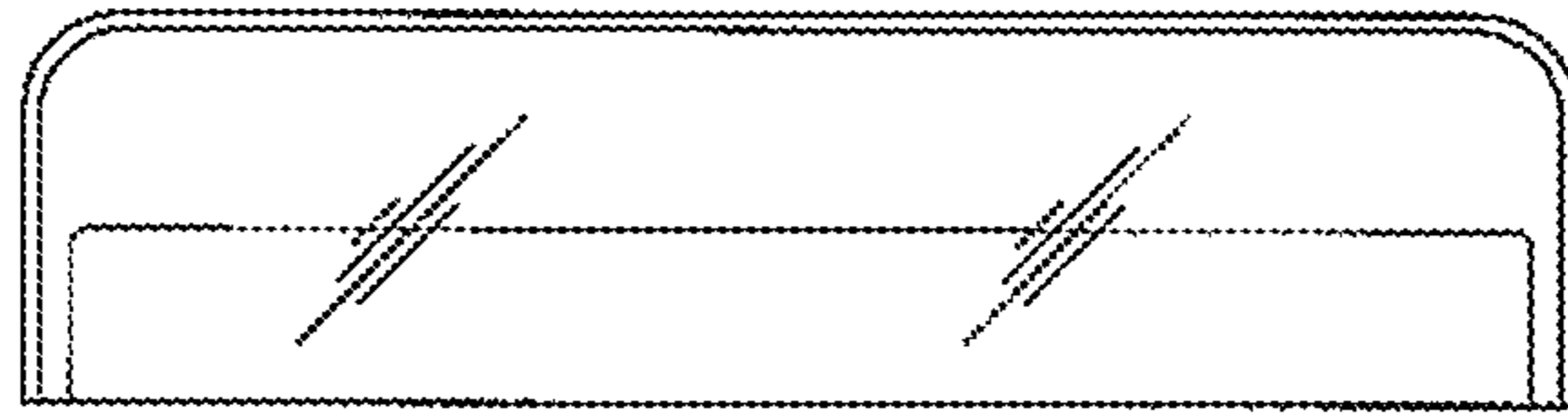


FIG. 7




FIG. 8

