



US00D802575S

(12) **United States Design Patent** (10) **Patent No.:** **US D802,575 S**  
**Castro** (45) **Date of Patent:** **\*\* Nov. 14, 2017**

(54) **PHONE CASE**

(71) Applicant: **River Light V, L.P.**, New York, NY (US)

(72) Inventor: **William J. Castro**, Pelham, NY (US)

(73) Assignee: **River Light V, L.P.**, New York, NY (US)

(\*\*) Term: **15 Years**

(21) Appl. No.: **29/593,063**

(22) Filed: **Feb. 6, 2017**

(51) **LOC (10) Cl.** ..... **14-03**

(52) **U.S. Cl.**  
USPC ..... **D14/250**

(58) **Field of Classification Search**  
USPC ..... D14/248, 250, 439, 203.3-203.7, 217, D14/240, 447, 251-253, 238.1, 440; D3/201, 218, 247, 269, 273, 301, 303; D13/103, 107-108, 119  
CPC ..... H04B 1/3888; H04M 1/0283; H04M 1/0202; A45C 1/06; A45C 2011/002; A45C 11/00; A45C 13/02; A45F 2005/026; A45F 2200/0525; A45F 2200/0516

See application file for complete search history.

(56) **References Cited**

**U.S. PATENT DOCUMENTS**

D625,303 S *	10/2010	Kim	.....	D14/250
D649,539 S *	11/2011	Hong	.....	D14/250
D668,700 S *	10/2012	Jim	.....	D16/135
D678,871 S *	3/2013	Mishan	.....	D14/250
D684,567 S *	6/2013	Murchison	.....	D14/250
D688,655 S *	8/2013	Rey-Hipolito	.....	D14/250
D694,743 S *	12/2013	Monaco	.....	D14/250
D695,731 S *	12/2013	Adami	.....	D14/250
D709,439 S *	7/2014	Ferber	.....	D13/103
8,833,379 B1 *	9/2014	Kaplan	.....	A45D 33/26 132/287
D717,775 S *	11/2014	Hemesath	.....	D14/250

(Continued)

*Primary Examiner* — Carla Jobe Wright

(74) *Attorney, Agent, or Firm* — Kilpatrick Townsend & Stockton LLP

(57) **CLAIM**

The ornamental design for a phone case, as shown and described.

**DESCRIPTION**

FIG. 1 is a rear perspective view of a phone case showing my new design with a component of the case in an extended position.

FIG. 2 is a front perspective view of the phone case of FIG. 1.

FIG. 3 is a rear view of the phone case of FIG. 1.

FIG. 4 is a right side view of the phone case of FIG. 1.

FIG. 5 is a front view of the phone case of FIG. 1.

FIG. 6 is a left side view of the phone case of FIG. 1.

FIG. 7 is a top view of the phone case of FIG. 1.

FIG. 8 is a bottom view of the phone case of FIG. 1.

FIG. 9 is a rear perspective view of the phone case of FIG. 1 with a component of the case in the stowed position.

FIG. 10 is a front perspective view of the phone case of FIG. 9.

FIG. 11 is a rear view of the phone case of FIG. 9.

FIG. 12 is a right side view of the phone case of FIG. 9.

FIG. 13 is a front view of the phone case of FIG. 9.

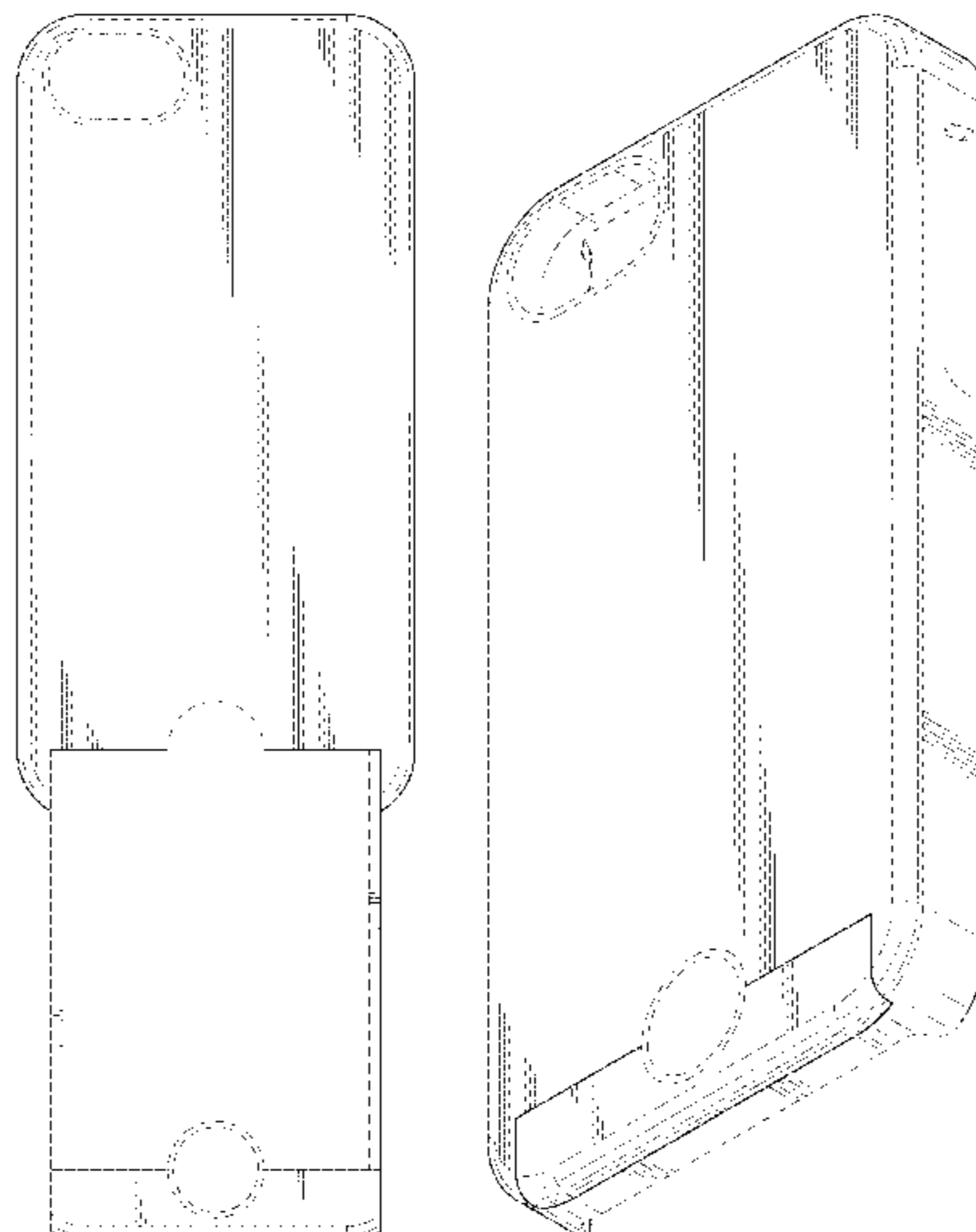
FIG. 14 is a left side view of the phone case of FIG. 9.

FIG. 15 is a top view of the phone case of FIG. 9; and,

FIG. 16 is a bottom view of the phone case of FIG. 9.

The broken lines immediately adjacent the shaded surfaces represent the bounds of the claimed design. All other broken lines depict environmental subject matter that forms no part of the claimed design. The broken lines and unshaded regions bounded by broken lines form no part of the claimed design.

**1 Claim, 12 Drawing Sheets**



(56)

**References Cited**

U.S. PATENT DOCUMENTS

D723,531	S *	3/2015	Katzke .....	D14/250
D724,785	S *	3/2015	Frederick .....	D14/250
D740,268	S *	10/2015	O'Neill .....	D14/250
9,167,060	B2 *	10/2015	Cheng .....	H04M 1/04
D754,115	S *	4/2016	Lin .....	D14/250
D756,977	S *	5/2016	Schriefer .....	D14/250
D766,225	S *	9/2016	Williams .....	D14/250
2004/0082210	A1 *	4/2004	Wallace .....	H04M 1/0202
				439/152
2004/0110545	A1 *	6/2004	Kim .....	B60R 25/102
				455/575.1
2010/0105442	A1 *	4/2010	Yoo .....	H04M 1/0235
				455/566
2012/0244918	A1 *	9/2012	Hall .....	H04B 1/3888
				455/575.4
2013/0168274	A1 *	7/2013	Chen .....	A45C 11/00
				206/320
2013/0300272	A1 *	11/2013	Myers .....	G06K 13/08
				312/319.2
2016/0156754	A1 *	6/2016	Cotelo .....	H04M 1/027
				455/575.8

\* cited by examiner

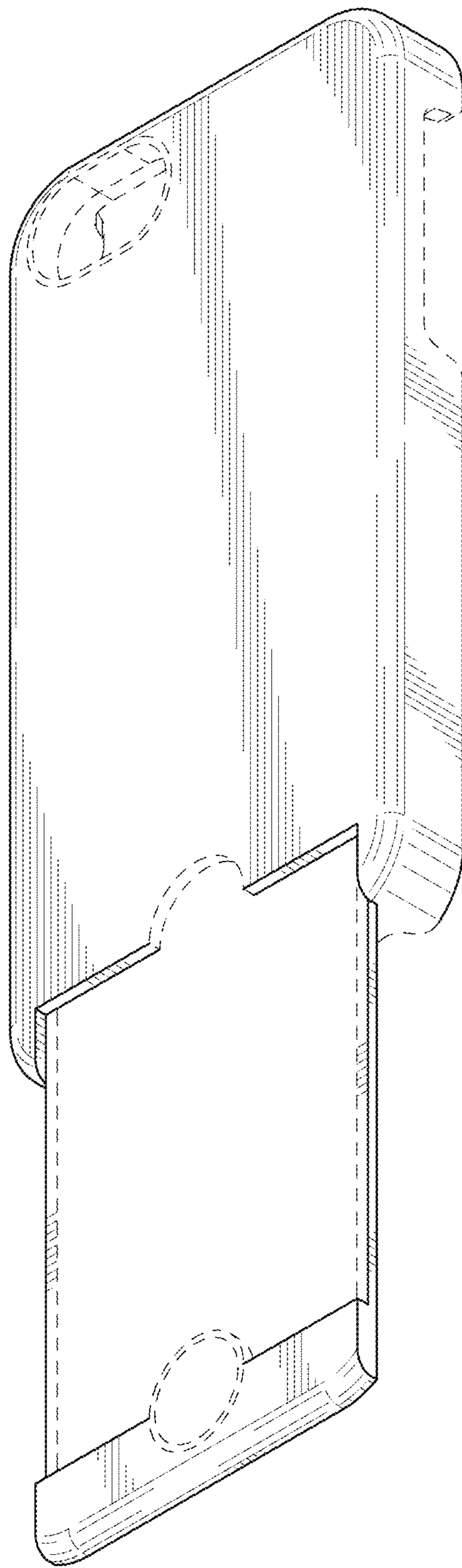


FIG. 1

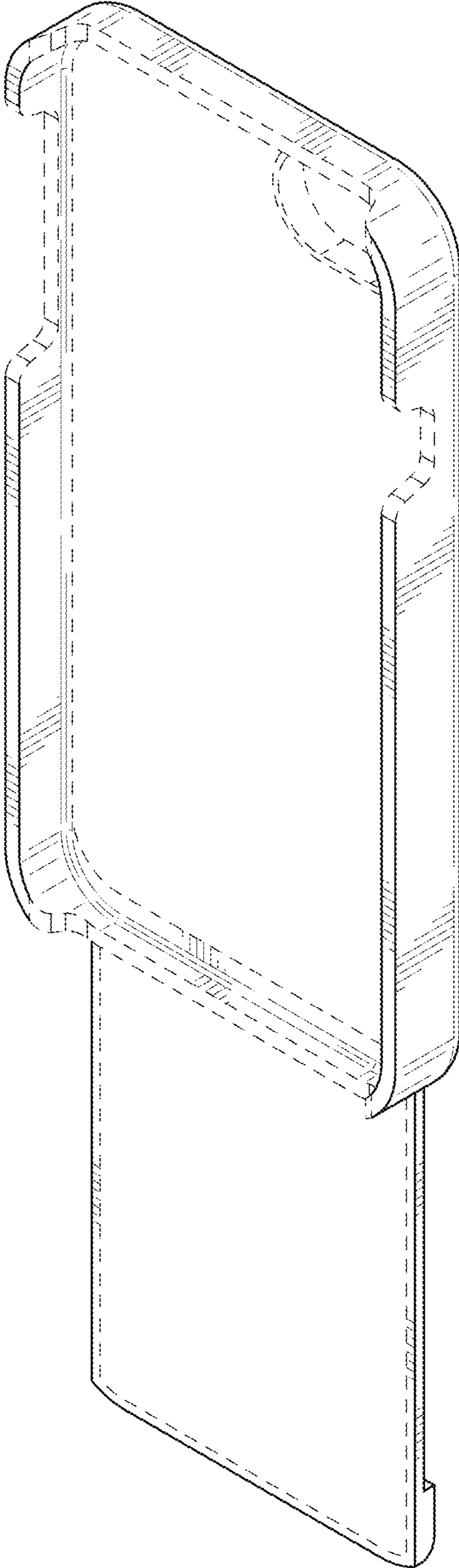


FIG. 2

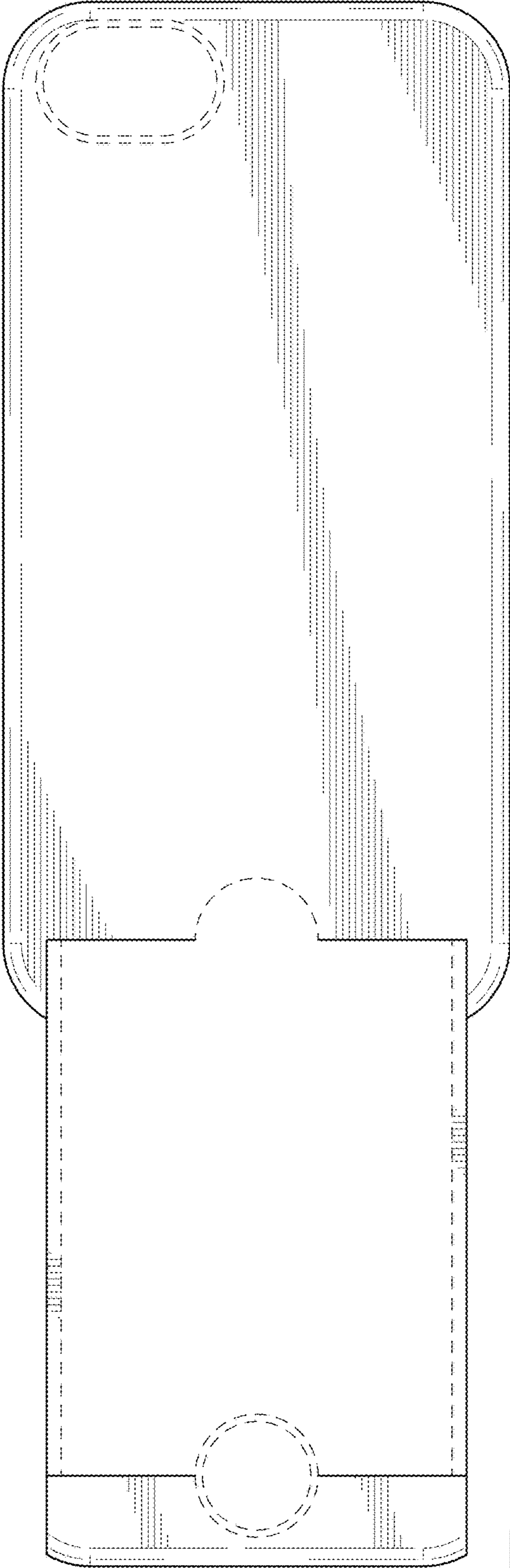


FIG. 3

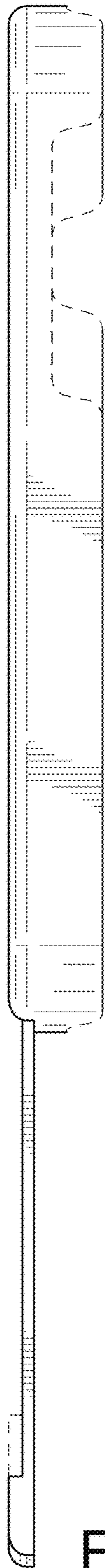


FIG. 4




FIG. 6

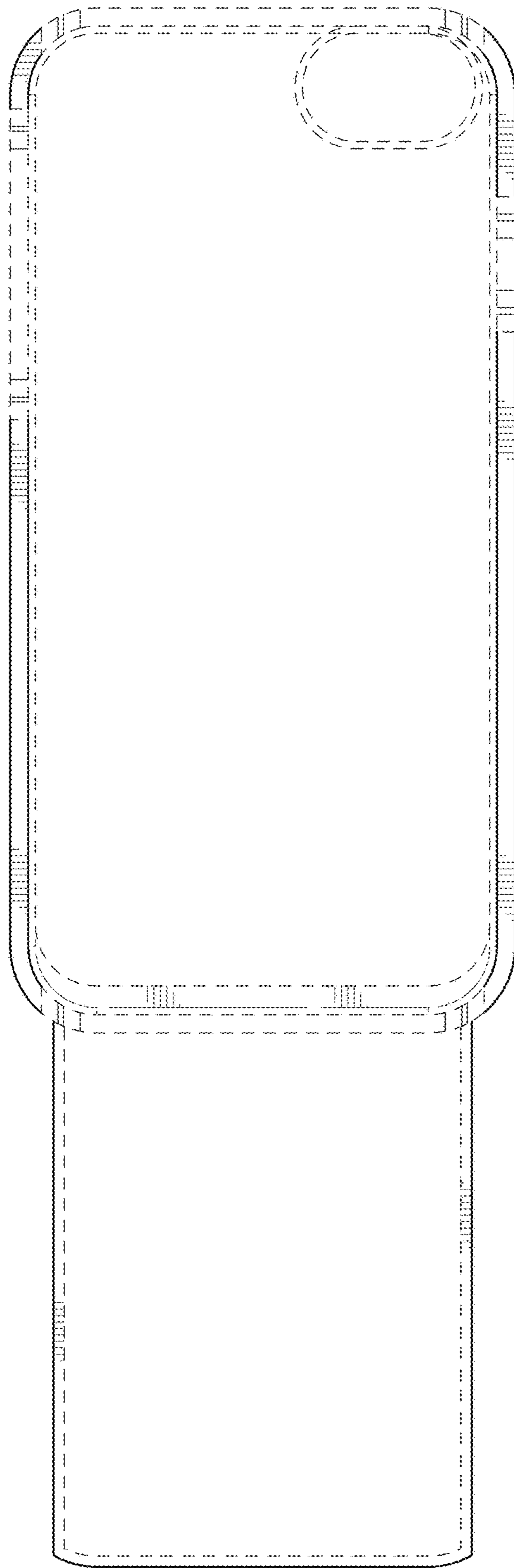


FIG. 5

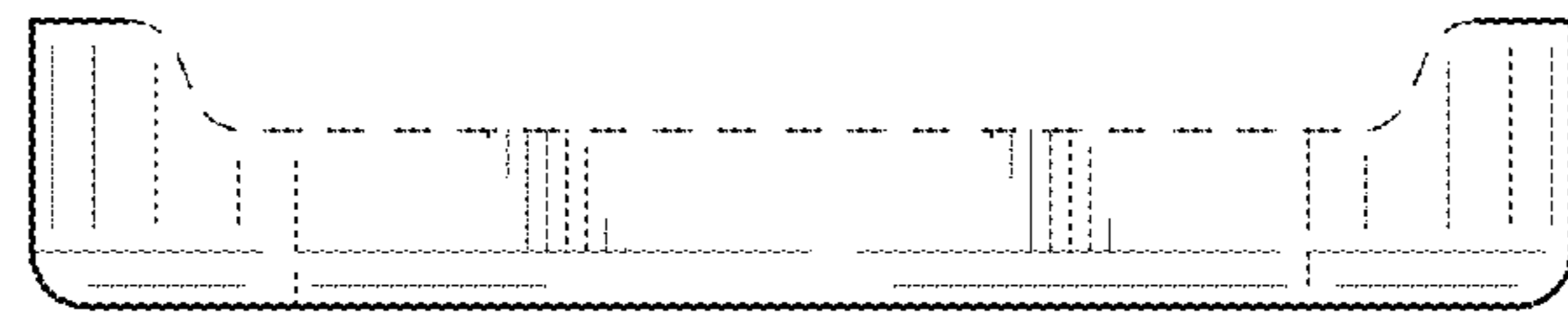


FIG. 7

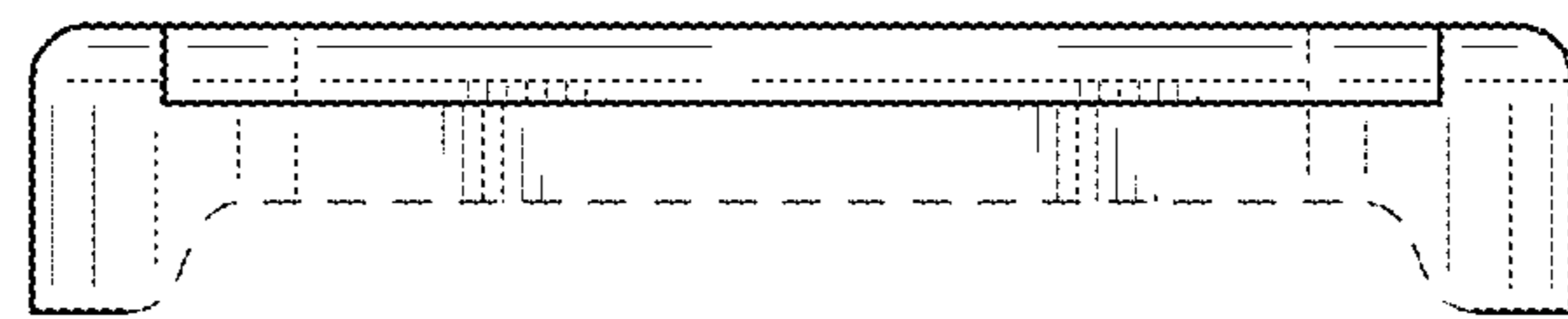


FIG. 8



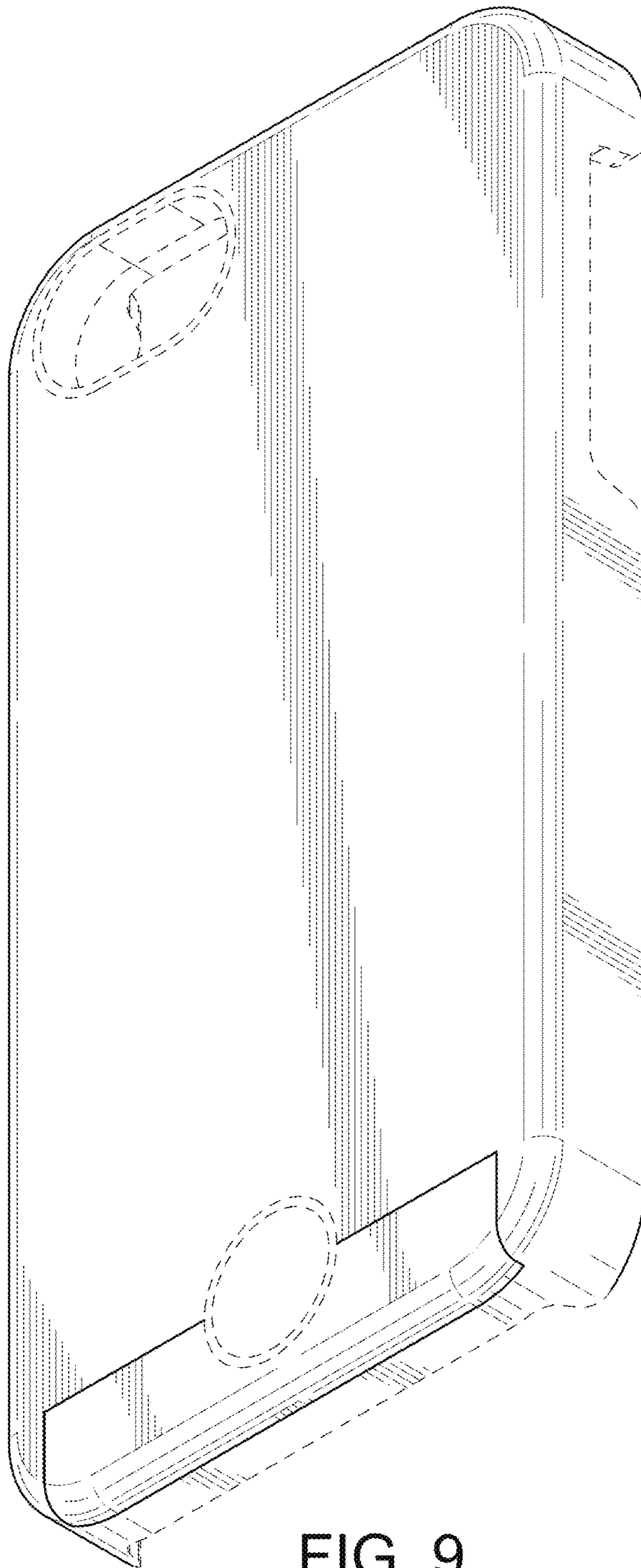


FIG. 9

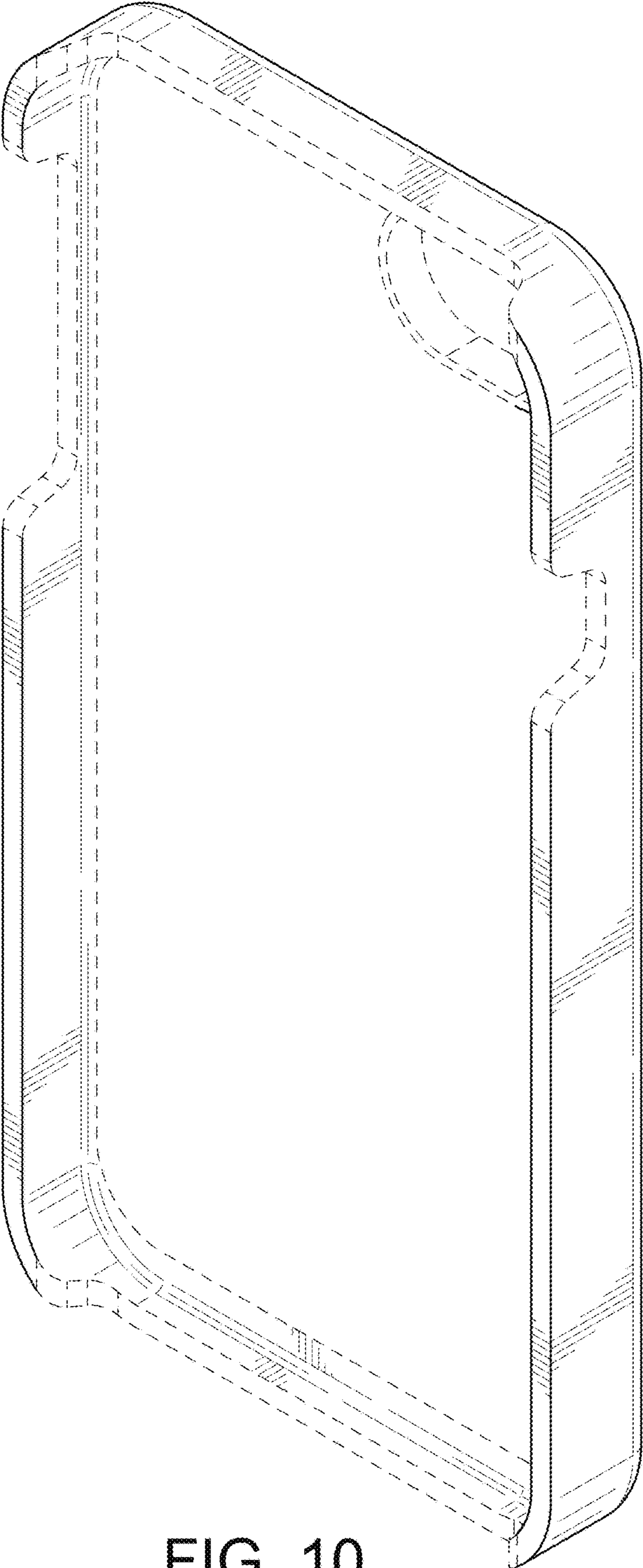


FIG. 10




FIG. 11

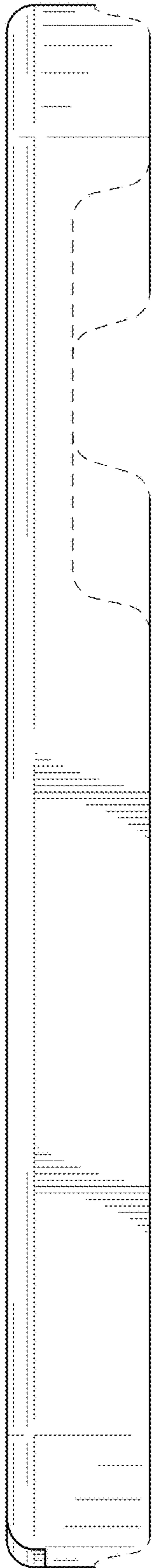


FIG. 12




FIG. 14




FIG. 13

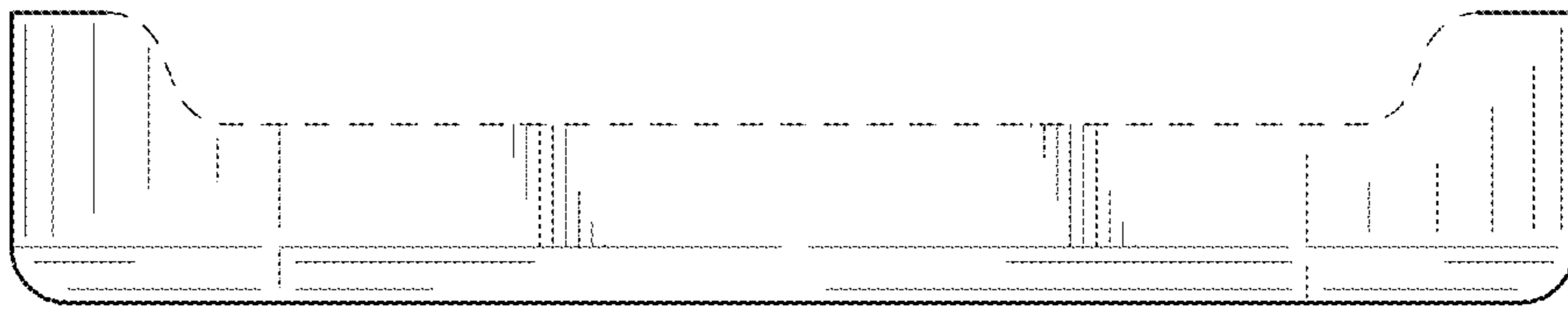


FIG. 15

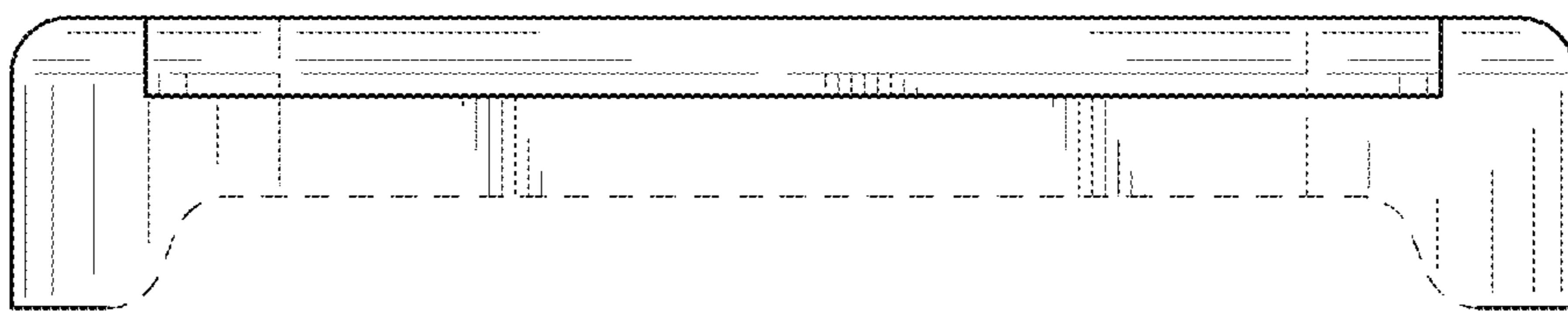


FIG. 16