



US00D802555S

(12) **United States Design Patent** (10) **Patent No.:** **US D802,555 S**
Ely (45) **Date of Patent:** **** Nov. 14, 2017**

(54) **HEARING DEVICE TETHER ACOUSTIC DECOUPLING SECTION**

5/0335; H04R 1/1033; H04R 1/105; H02G 15/00; H01B 7/00

See application file for complete search history.

(71) Applicant: **3M INNOVATIVE PROPERTIES COMPANY**, St. Paul, MN (US)

(56) **References Cited**

U.S. PATENT DOCUMENTS

(72) Inventor: **Jacob H. Ely**, Indianapolis, IN (US)

326,329 A * 9/1885 Ransom E04C 2/427 245/8

(73) Assignee: **3M INNOVATIVE PROPERTIES COMPANY**, St. Paul, MN (US)

511,458 A * 12/1893 Riter E04H 17/08 256/35

525,189 A * 8/1894 Devore B25B 15/007 16/430

1,102,483 A * 7/1914 Dobson B31F 1/07 101/32

(**) Term: **15 Years**

(Continued)

(21) Appl. No.: **29/526,936**

FOREIGN PATENT DOCUMENTS

(22) Filed: **May 14, 2015**

CN 100544688 9/2009
CN 201435806 3/2010

(Continued)

Related U.S. Application Data

Primary Examiner — Paula Greene

(63) Continuation of application No. 29/473,028, filed on Nov. 18, 2013, now Pat. No. Des. 733,676.

(57) **CLAIM**

The ornamental design for a hearing device tether acoustic decoupling section, as shown and described.

(51) **LOC (10) Cl.** **14-01**

DESCRIPTION

(52) **U.S. Cl.**

USPC **D14/205**

(58) **Field of Classification Search**

USPC D14/205, 223; 181/129, 130, 135;

379/430, 431; 381/380, 381, 72, 374;

455/90.1, 575.2; D5/56, 18; D11/18;

112/157, 429, 413, 409; 2/275, 272, 75,

2/122, 158, 159; 36/2 R; 174/110 R;

D24/106, 174; D16/311, 339; D2/891

CPC H04R 1/10; H04R 25/00; H04R 1/1066;

H04R 1/1016; H04R 5/033; H04R

FIG. 1 is a front perspective view of a new design for a hearing device tether acoustic decoupling section;

FIG. 2 is a front view, the back view is a mirror image thereof;

FIG. 3 is a left view thereof;

FIG. 4 is a right view thereof;

FIG. 5 is a top view, the bottom view is a mirror image thereof;

FIG. 6 is a front perspective view of a new design for a hearing device tether acoustic decoupling section;

FIG. 7 is a front view, the back view is a mirror image thereof;

FIG. 8 is a left view thereof;

FIG. 9 is a right view thereof; and,

(Continued)




FIG. 10 is a top view, the bottom view is a mirror image thereof.

Broken lines form no part of the claimed design, and any shading is provided to illustrate contour only and is not an indication of texture, gloss, etc.

1 Claim, 2 Drawing Sheets

(56)

References Cited

U.S. PATENT DOCUMENTS

1,106,375 A * 8/1914 Grean A41D 17/00
2/242
D50,668 S * 4/1917 Steiner 132/273
1,895,580 A * 1/1933 Martin C01F 7/26
423/120
2,063,803 A * 12/1936 Gildersleeve A47G 21/182
239/33
2,299,118 A * 10/1942 Wheeler A41D 19/02
2/159
2,547,295 A * 4/1951 Weeks A45D 8/36
132/107
2,808,632 A 10/1957 Lynch
2,846,810 A * 8/1958 Ory A01K 15/00
434/225
D185,852 S 8/1959 McFadyen
2,924,228 A 2/1960 McGee
3,588,960 A 6/1971 McClellan
D245,202 S 7/1977 Asker
4,191,302 A 3/1980 Fiducia
4,193,396 A 3/1980 Wacker
4,219,018 A 8/1980 Drapr, Jr.
4,314,553 A 2/1982 Westerdal
D277,317 S 1/1985 Eisenmenger
4,499,593 A 2/1985 Antie
4,806,186 A 2/1989 Sirkin
4,867,149 A 9/1989 Falco
4,936,411 A 6/1990 Leonard
D345,298 S * 3/1994 Rosenthal D8/367
5,475,449 A 12/1995 Pyle
D371,154 S 6/1996 Kalbach
5,541,677 A 7/1996 Huhtala
5,581,821 A 12/1996 Nakano
5,668,354 A 9/1997 Falco
5,711,313 A 1/1998 Fleming
5,727,566 A 3/1998 Leight
5,749,373 A 5/1998 Dix
5,799,658 A 9/1998 Falco
5,806,526 A 9/1998 Rhoad
D399,641 S 10/1998 Meador
5,878,755 A 3/1999 Crabtree
D409,743 S 5/1999 Falco
D419,360 S 1/2000 Lipson
6,035,961 A 3/2000 Sun

6,074,060 A 6/2000 Bruce
D429,756 S 8/2000 Desrosiers
6,148,821 A 11/2000 Falco
D435,679 S * 12/2000 Naghi D26/103
D439,219 S 3/2001 Minagawa
6,340,227 B1 1/2002 Solberg
D461,932 S * 8/2002 Riva D28/41
6,440,339 B1 8/2002 Magidson
6,568,394 B2 5/2003 Falco
D486,511 S 2/2004 Kalbach
D487,389 S 3/2004 Doustou
6,801,629 B2 10/2004 Brimhall
6,804,364 B1 10/2004 De Jonge
6,912,291 B2 6/2005 Huang
D508,242 S * 8/2005 Van Dyke D14/206
6,938,622 B2 9/2005 Huang
6,961,440 B1 11/2005 Schlaegel
7,139,405 B1 11/2006 Grattan
7,185,734 B2 3/2007 Widmer
7,210,484 B1 5/2007 Tiemens
7,213,916 B1 5/2007 Pettett
7,370,655 B2 5/2008 Taylor
7,457,428 B2 11/2008 Vaudrey
7,464,786 B2 12/2008 Falco
7,507,908 B1 * 3/2009 Wu H01B 7/06
174/110 R
7,594,724 B2 9/2009 Purcell
7,654,856 B2 2/2010 Wu
7,712,469 B2 5/2010 Jenkins, Jr.
7,778,435 B2 8/2010 Smith
7,831,058 B2 11/2010 Chen
8,333,260 B1 12/2012 Hall
D674,772 S 1/2013 Zimmerman
D733,676 S * 7/2015 Ely D14/205
2002/0096391 A1 7/2002 Smith
2004/0045558 A1 3/2004 Taylor
2004/0079579 A1 4/2004 Barwacz
2006/0042867 A1 3/2006 Haussmann
2009/0199326 A1 8/2009 Brauner
2009/0314515 A1 12/2009 Bevirt
2011/0131709 A1 6/2011 Caraballo
2013/0163803 A1 6/2013 Erdel
2013/0319760 A1 * 12/2013 Wang H01B 7/06
174/74 R
2016/0100237 A1 * 4/2016 Blouse H04R 1/105
381/378

FOREIGN PATENT DOCUMENTS

CN 201805528 4/2011
CN 202135285 2/2012
CN 202713574 3/2013
EP 0244979 4/1987
EP 2311406 4/2011
JP 3019038 5/1995
JP 2004-187745 7/2004
KR 2010-0008120 8/2010

* cited by examiner




FIG. 1

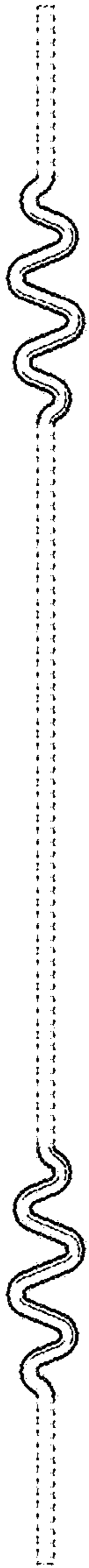


FIG. 2

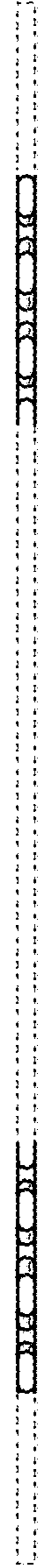


FIG. 3

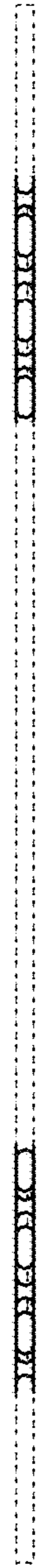


FIG. 4



FIG. 5

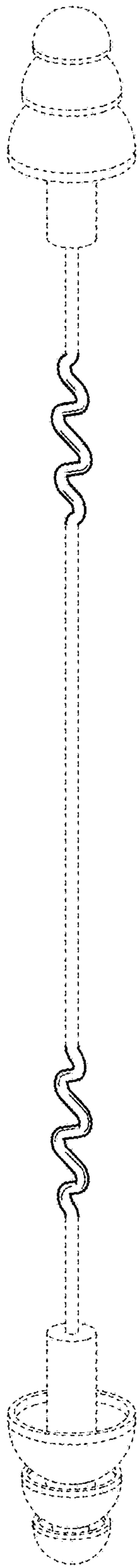


FIG. 6




FIG. 7

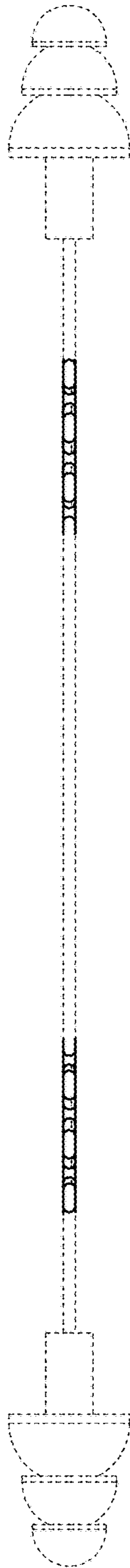


FIG. 8




FIG. 9

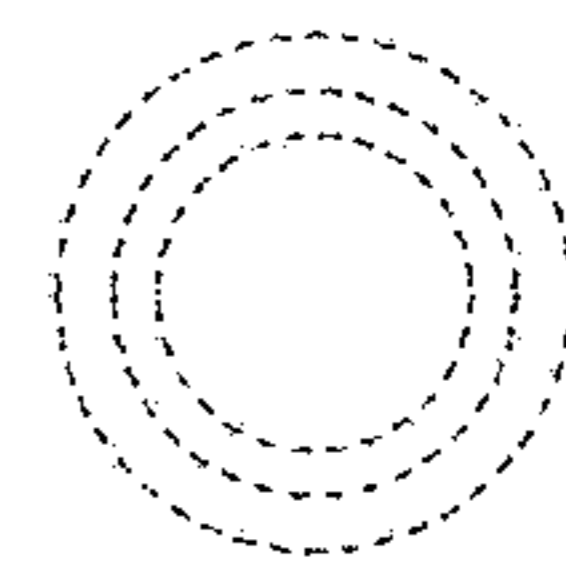


FIG. 10