



US00D802548S

(12) **United States Design Patent** (10) **Patent No.:** **US D802,548 S**  
**Schmid** (45) **Date of Patent:** **\*\* Nov. 14, 2017**

(54) **SWITCH CABINET**

(56) **References Cited**

(71) Applicant: **MASCHINENFABRIK REINHAUSEN GMBH**, Regensburg (DE)

U.S. PATENT DOCUMENTS

(72) Inventor: **Jürgen R. Schmid**, Ammerbuch (DE)

D245,186	S	*	7/1977	Hase	.....	D13/184
D279,562	S	*	7/1985	Wood	.....	D13/184
D307,752	S	*	5/1990	Yoshida	.....	D13/184
D339,632	S	*	9/1993	Immel	.....	D23/351
D379,004	S	*	4/1997	Keijser	.....	D13/184
D387,035	S	*	12/1997	Hartel	.....	D13/184
D390,835	S	*	2/1998	Mayfield, III	.....	D13/184
D423,465	S	*	4/2000	Runnalls	.....	D14/140.2
6,384,323	B2	*	5/2002	Elm	.....	H02B 1/30 174/374
D543,161	S	*	5/2007	Steputat	.....	D13/184
D590,360	S	*	4/2009	Eglof	.....	D13/184
2007/0221393	A1	*	9/2007	Adducci	.....	E05D 7/1011 174/50
2015/0002006	A1	*	1/2015	Segroves	.....	H05K 7/1491 312/236

(73) Assignee: **MASCHINENFABRIK REINHAUSEN GMBH**, Regensburg (DE)

(\*\*) Term: **15 Years**

(21) Appl. No.: **35/500,260**

(22) Filed: **Oct. 14, 2015**

(80) **Hague Agreement Data**

Int. Filing Date: **Oct. 14, 2015**  
Int. Reg. No.: **DM/088052**  
Int. Reg. Date: **Oct. 14, 2015**  
Int. Reg. Pub. Date: **Nov. 13, 2015**

\* cited by examiner

*Primary Examiner* — Darlington Ly  
(74) *Attorney, Agent, or Firm* — Andrew Wilford

(30) **Foreign Application Priority Data**

May 4, 2015 (EM) ..... 002694190

(51) **LOC (10) Cl.** ..... **13-03**

(52) **U.S. Cl.**  
USPC ..... **D13/184**

(58) **Field of Classification Search**  
USPC ..... D6/448; D10/75; D13/158-184;  
D14/140.2; D23/351; D24/185, 186  
CPC ..... H05K 7/20818; H05K 7/20754  
See application file for complete search history.

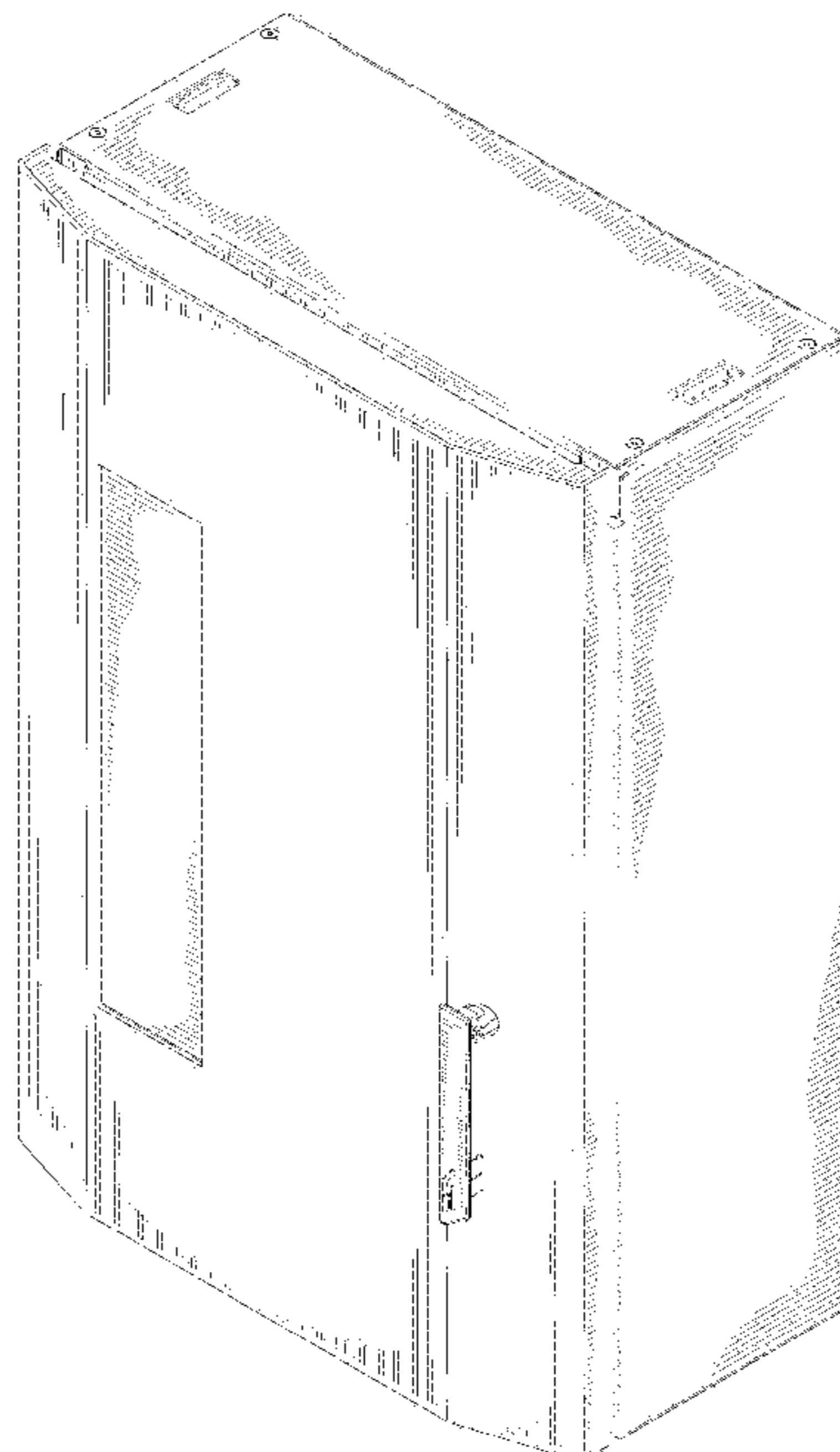
(57) **CLAIM**

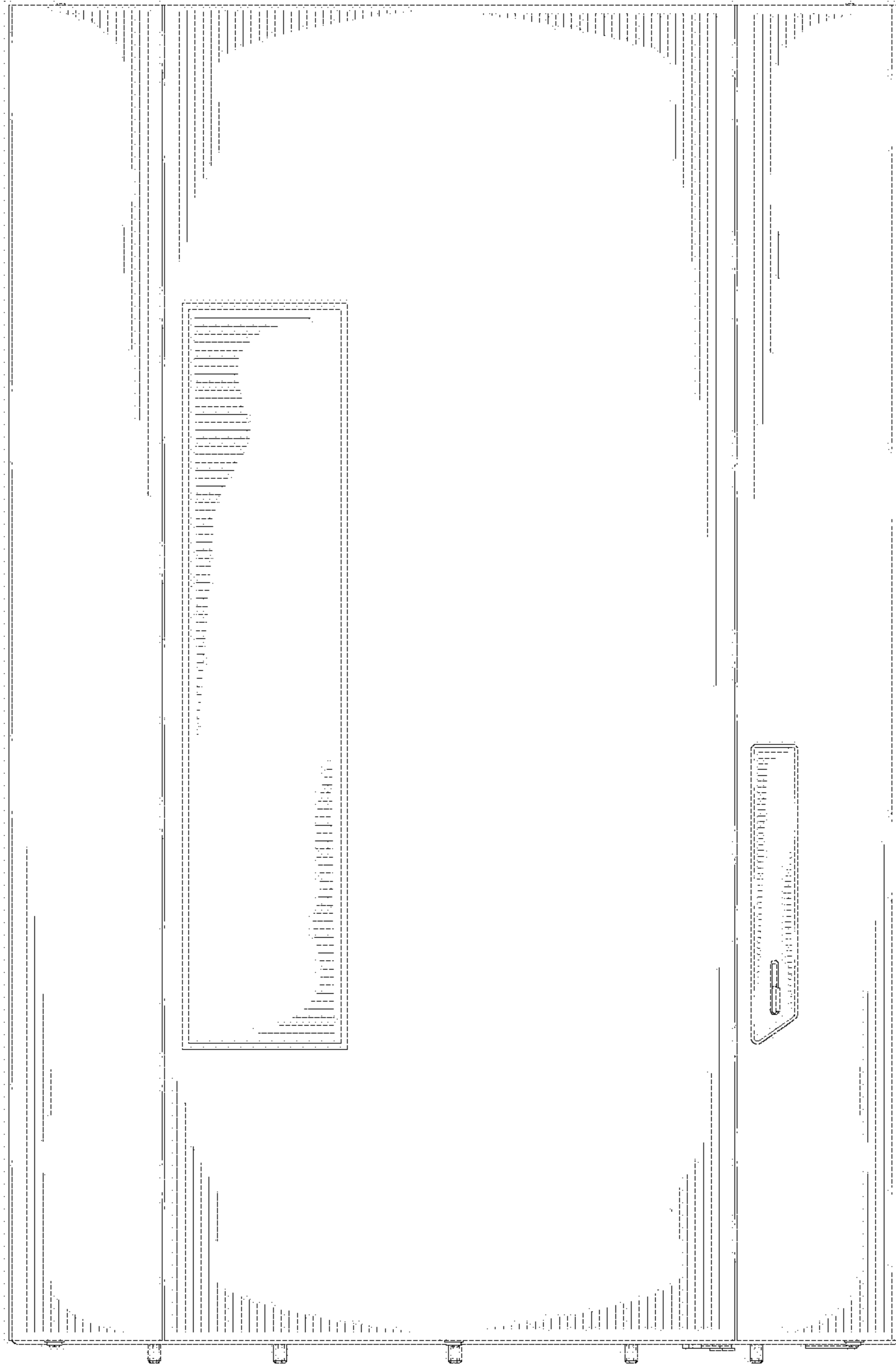
The ornamental design for a switch cabinet, as shown and described.

**DESCRIPTION**

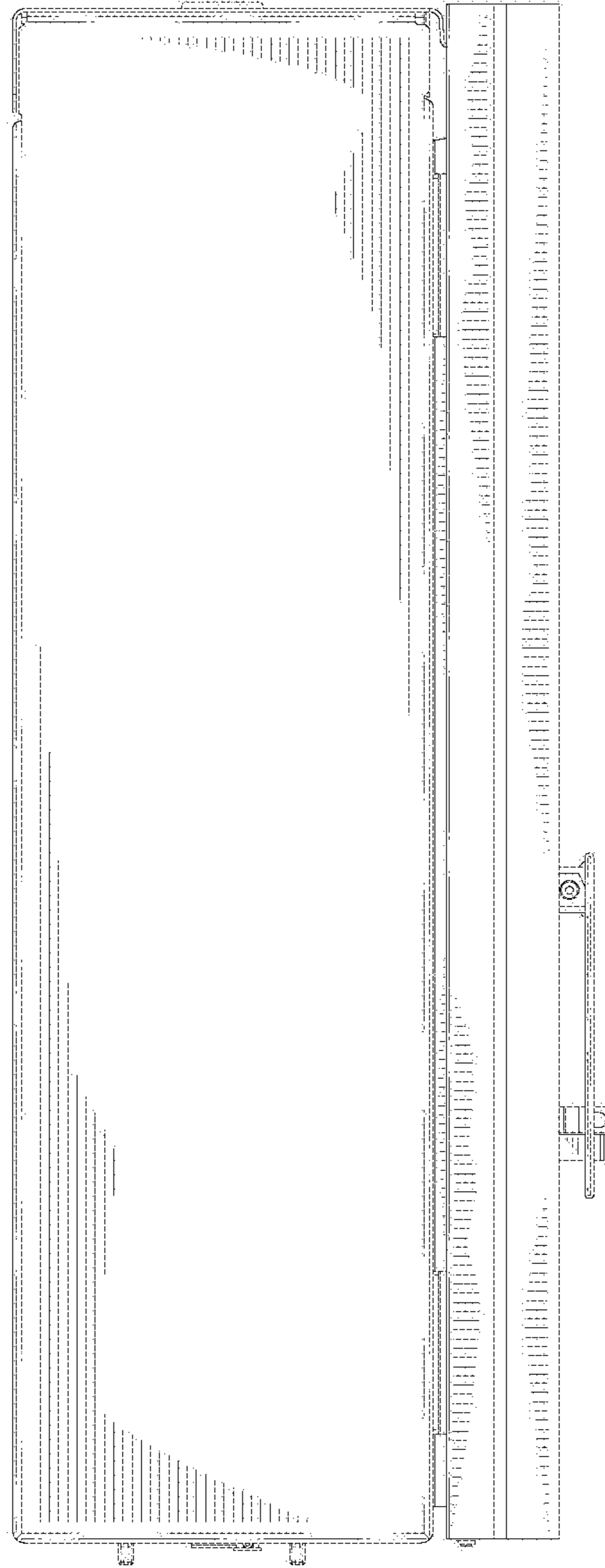
**1.1** is a front elevation view of a switch cabinet showing my new design;  
**1.2** is a left-side elevation view thereof;  
**1.3** is a right-side elevation view thereof;  
**1.4** is a top plan view thereof; and  
**1.5** is a top, front, and right-side perspective view thereof.  
The broken lines in the drawings illustrate portions of the switch cabinet that form no part of the claimed design.

**1 Claim, 5 Drawing Sheets**

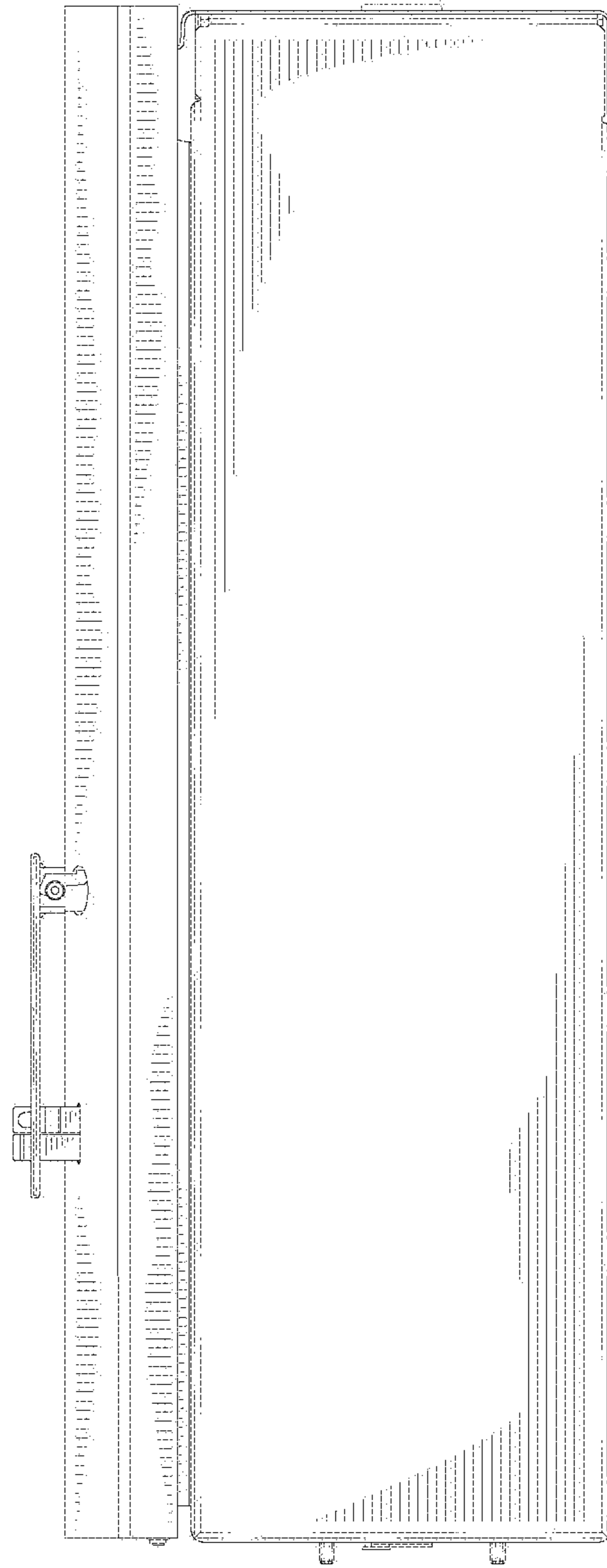





1.1



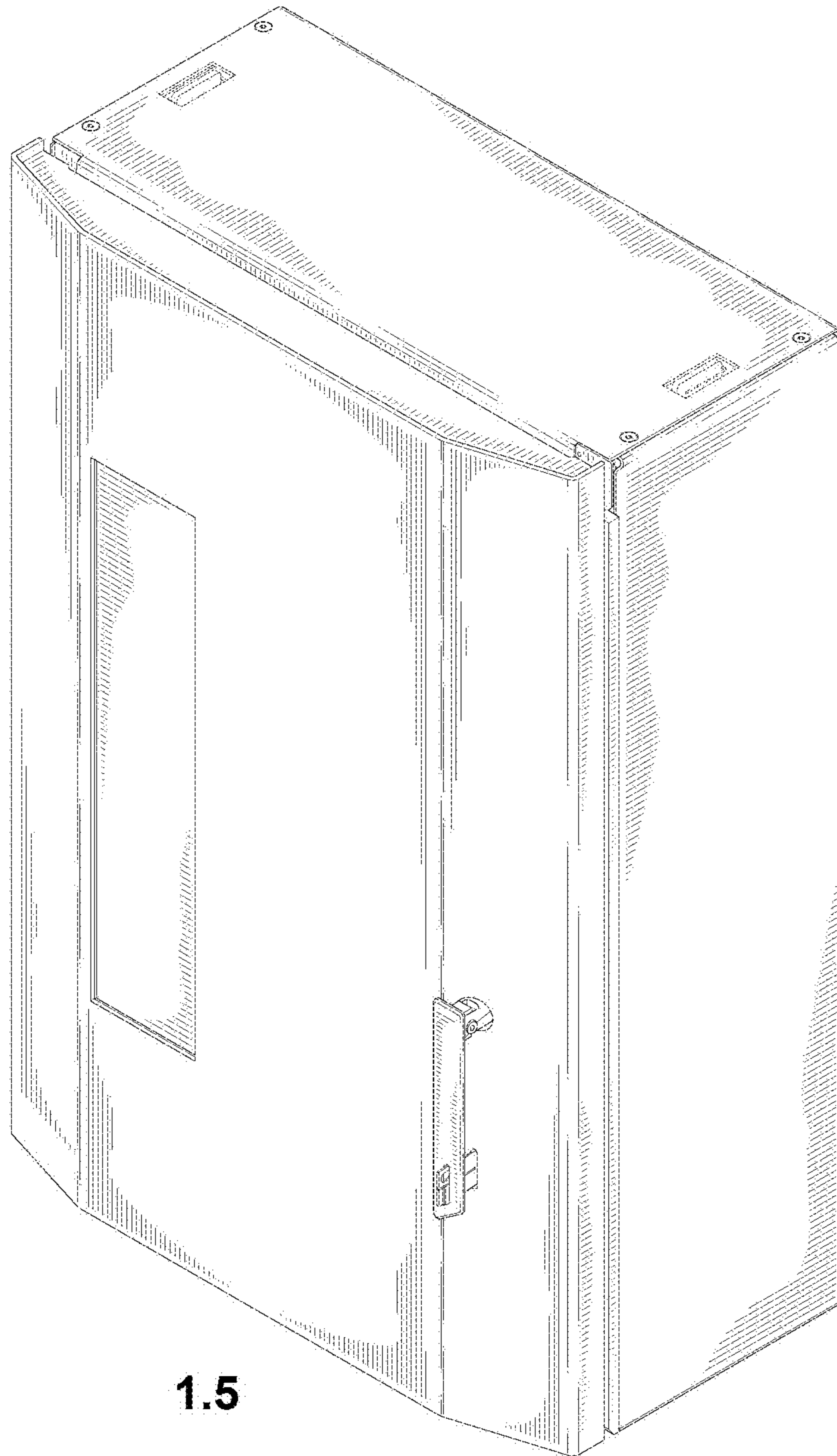
1.2



1.3



1.4



1.5