

US00D802543S

(12) **United States Design Patent**  
**Hwang et al.**

(10) **Patent No.:** **US D802,543 S**  
(45) **Date of Patent:** **\*\* Nov. 14, 2017**

(54) **COOLING FIN**

(71) Applicant: **ENERMAX TECHNOLOGY CORPORATION**, Taoyuan (TW)

(72) Inventors: **Jer-Sheng Hwang**, New Taipei (TW);  
**Sheam-Chyun Lin**, Taipei (TW)

(73) Assignee: **ENERMAX TECHNOLOGY CORPORATION**, Taoyuan County (TW)

(\*\*) Term: **15 Years**

(21) Appl. No.: **29/556,581**

(22) Filed: **Mar. 1, 2016**

**Related U.S. Application Data**

(63) Continuation of application No. 13/106,938, filed on May 13, 2011, now abandoned.

(51) **LOC (10) Cl.** ..... **13-03**

(52) **U.S. Cl.**  
USPC ..... **D13/179**

(58) **Field of Classification Search**  
USPC ..... D13/179, 145, 184; D23/318, 322  
CPC ..... B60H 1/2206; B60H 1/00264; B60H 1/00357; F24H 1/009; F24H 1/06; H05K 7/20172; F28F 2215/00; F28F 2215/02; F28F 2250/00; F28F 3/022; F28F 2215/04; G06F 1/20; F21V 29/80; F21V 29/81; H01L 23/3677; F28D 2021/0029  
See application file for complete search history.

(56) **References Cited**

**U.S. PATENT DOCUMENTS**

6,578,627 B1 \* 6/2003 Liu ..... F28F 13/12  
165/109.1  
D597,497 S \* 8/2009 Chen ..... D13/179  
D662,897 S \* 7/2012 Desalis ..... D13/179

D689,829 S \* 9/2013 Chen ..... D13/179  
D699,690 S \* 2/2014 Hsu ..... D13/179  
D722,574 S \* 2/2015 Mira ..... D13/179  
2004/0194936 A1 \* 10/2004 Torii ..... F28F 1/32  
165/151  
2006/0231241 A1 \* 10/2006 Papapanu ..... F28D 1/0341  
165/152  
2006/0266500 A1 \* 11/2006 Lin ..... H01L 23/427  
165/104.33  
2011/0024088 A1 \* 2/2011 Lin ..... B21D 53/085  
165/104.26  
2011/0155351 A1 \* 6/2011 Li ..... F28D 15/0275  
165/104.26  
2012/0103572 A1 \* 5/2012 Hwang ..... F28D 15/0275  
165/104.26  
2014/0138074 A1 \* 5/2014 Huang ..... H01L 23/427  
165/185  
2015/0359138 A1 \* 12/2015 Cho ..... G06F 1/20  
361/692  
2017/0075394 A1 \* 3/2017 Lin ..... H05K 7/20336

\* cited by examiner

*Primary Examiner* — Jennifer Rivard

*Assistant Examiner* — April Rivas

(74) *Attorney, Agent, or Firm* — Chun-Ming Shih; HDLS IPR Services


(57) **CLAIM**

The ornamental design for a cooling fin, as shown and described.

**DESCRIPTION**

FIG. 1 is a perspective view of a cooling fin showing my new design;  
FIG. 2 is a front view thereof;  
FIG. 3 is a rear view thereof;  
FIG. 4 is a left side view thereof;  
FIG. 5 is a right side view thereof;  
FIG. 6 is a top view thereof; and,  
FIG. 7 is a bottom view thereof.

**1 Claim, 5 Drawing Sheets**



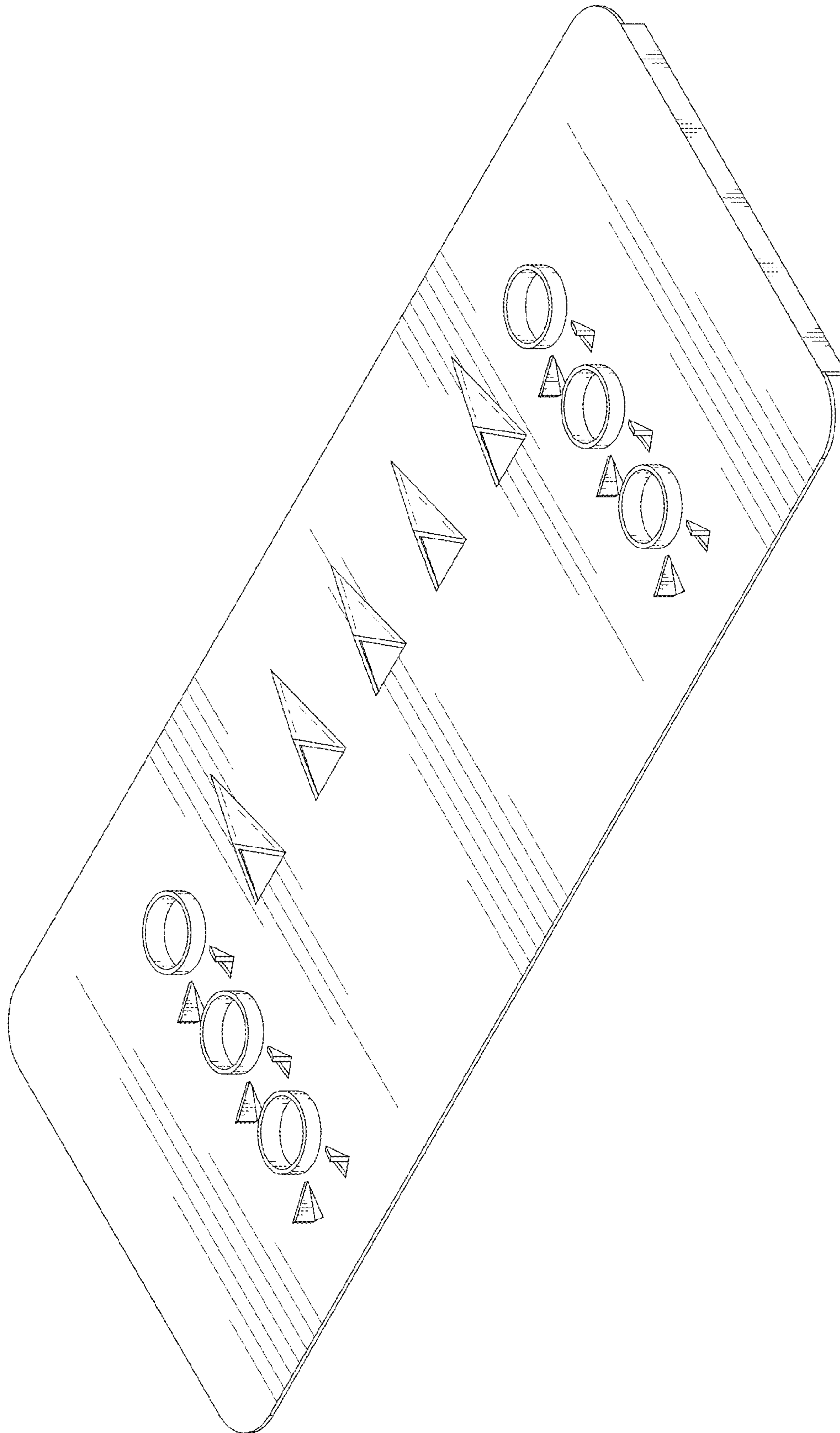


FIG.1

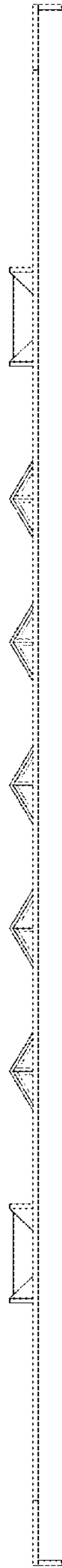


FIG. 2

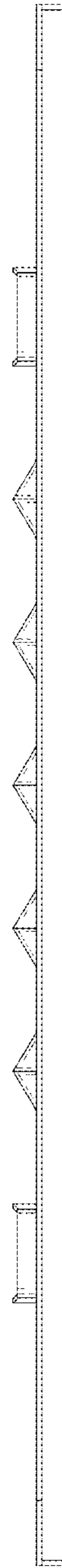


FIG. 3

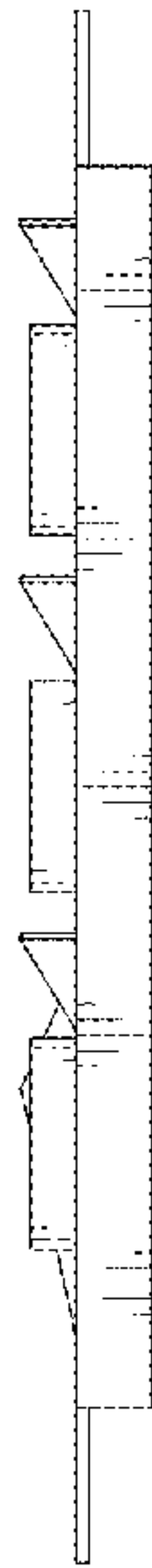


FIG.4

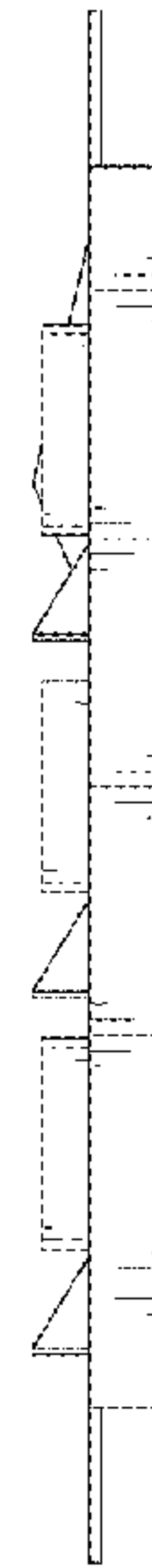


FIG.5

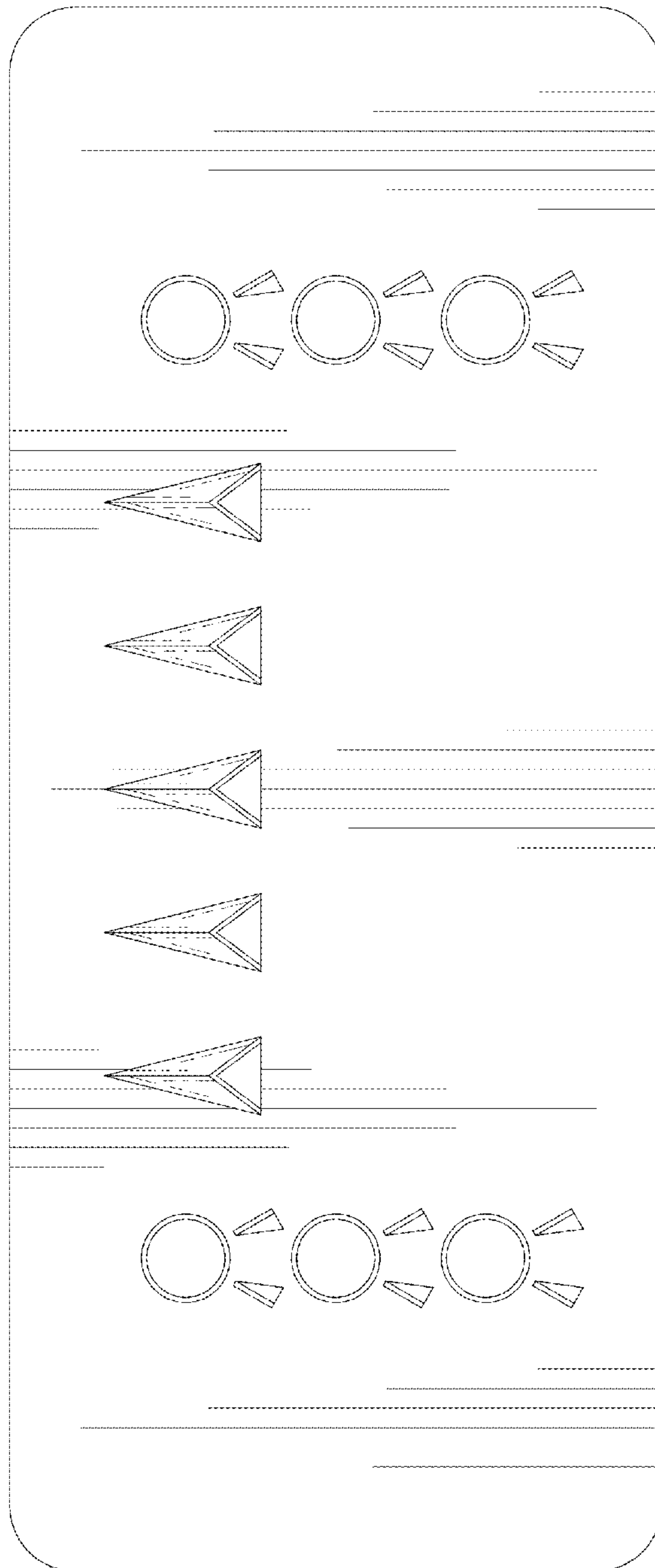


FIG. 6

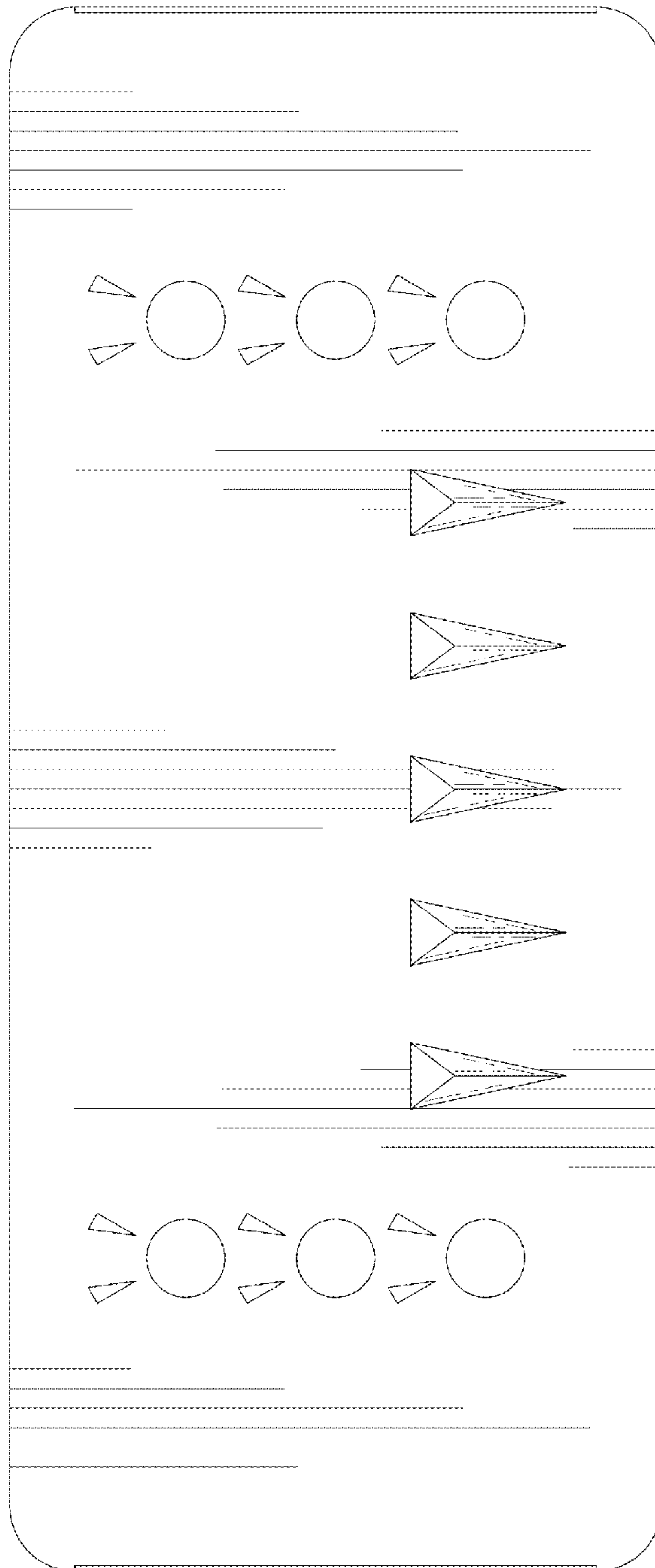


FIG.7