



US00D802510S

(12) **United States Design Patent** (10) **Patent No.:** **US D802,510 S**
Groth (45) **Date of Patent:** **** Nov. 14, 2017**

(54) **VEHICLE WHEEL**
(71) Applicant: **Bayerische Motoren Werke Aktiengesellschaft, Munich (DE)**
(72) Inventor: **Kristian Groth, Munich (DE)**
(73) Assignee: **Bayerische Motoren Werke Aktiengesellschaft, Munich (DE)**
(**) Term: **15 Years**
(21) Appl. No.: **29/582,330**
(22) Filed: **Oct. 27, 2016**

(30) **Foreign Application Priority Data**
Apr. 28, 2016 (DE) 40 2016 100 573
(51) **LOC (10) Cl.** **12-16**
(52) **U.S. Cl.**
USPC **D12/209**
(58) **Field of Classification Search**
USPC D12/204-213; D21/563
CPC B60B 7/00; B60B 7/02; B60B 7/04; B60B 7/01; B60B 7/06; B60B 3/02; B60B 3/04; B60B 3/06; B60B 3/10; B60B 1/00; B60B 1/08; B60B 1/10; B60B 1/12
See application file for complete search history.

(56) **References Cited**
U.S. PATENT DOCUMENTS
D224,221 S * 7/1972 De Puydt et al. D12/205
D249,680 S * 9/1978 Smith D12/205
D256,931 S * 9/1980 Smith D21/563
D259,195 S * 5/1981 Smith D12/205
D417,646 S * 12/1999 Baumgartner D12/211
D427,558 S * 7/2000 Neeper D12/211
D547,251 S * 7/2007 Baum
D606,921 S * 12/2009 Thorsten D12/211

D612,787 S 3/2010 Juergens et al.
D630,564 S 1/2011 Baum
D635,076 S * 3/2011 De Bono D12/209
D692,364 S * 10/2013 Barnes D12/209
D713,773 S * 9/2014 Scheinhutte D12/209
D727,823 S * 4/2015 Rueckheim D12/209
D732,450 S * 6/2015 Guille D12/209
D733,632 S * 7/2015 Juergens D12/211
D753,042 S * 4/2016 Wheel D12/209
D761,179 S * 7/2016 Chung D12/209
D764,365 S * 8/2016 Hirai D12/205
D780,657 S * 3/2017 Welte D12/211
D780,658 S * 3/2017 Welte D12/211
D786,164 S * 5/2017 Henderson D12/211
D786,166 S * 5/2017 Henderson D12/213
D789,268 S * 6/2017 Gallert D12/209

FOREIGN PATENT DOCUMENTS

EM 000609458-0007 10/2008
EM 001049324-0002 9/2009
EM 001598277-0001 1/2010

(Continued)

Primary Examiner — Stacia Cadmus
(74) *Attorney, Agent, or Firm* — Crowell & Moring LLP

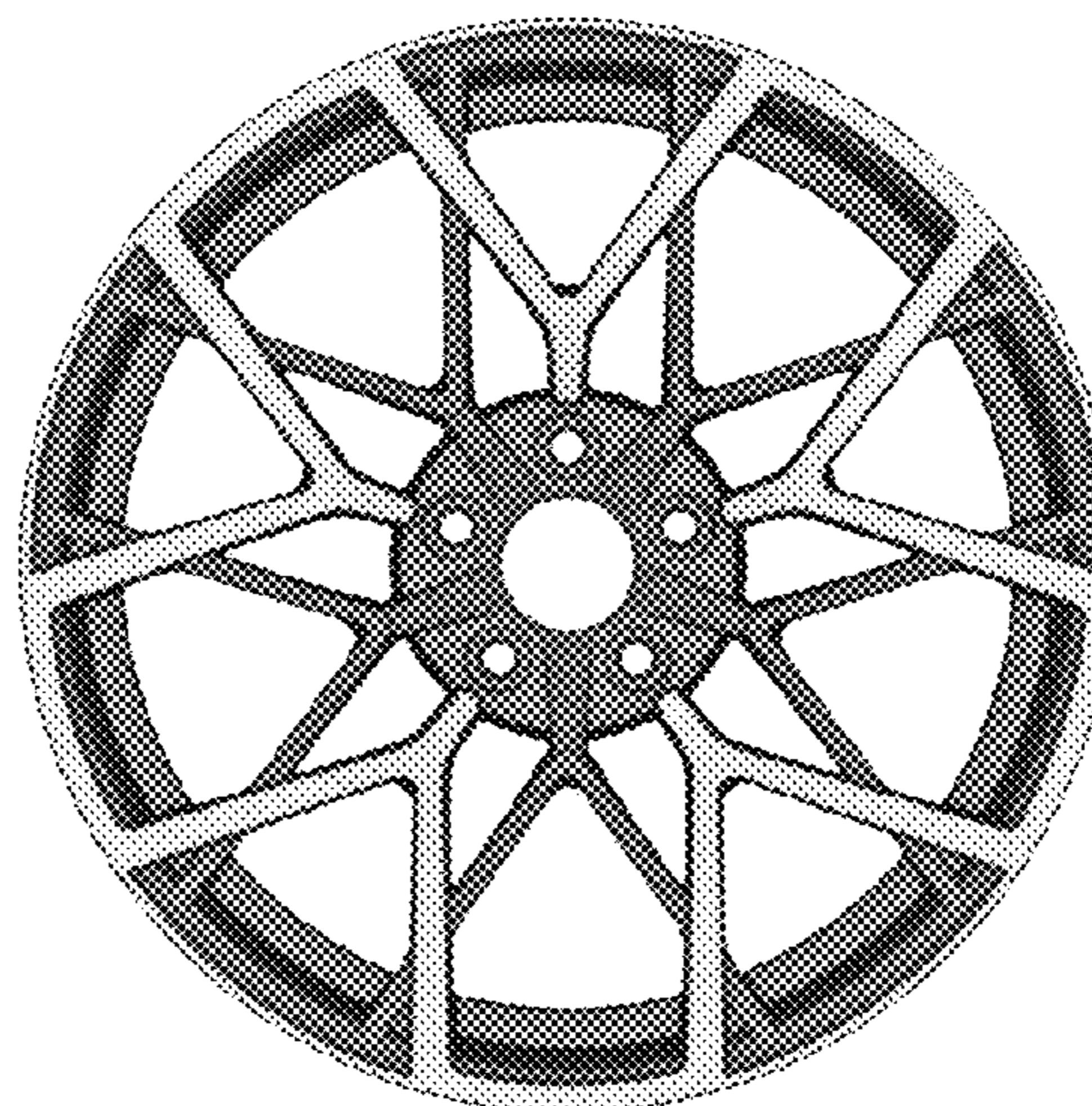

(57) **CLAIM**

The ornamental design for a vehicle wheel, as shown and described.

DESCRIPTION

FIG. 1 is a perspective view of a vehicle wheel according to the design;
FIG. 2 is an additional perspective view thereof;
FIG. 3 is an additional perspective view thereof;
FIG. 4 is a front view thereof;
FIG. 5 is a rear view thereof in a lighter gray scale, representing environmental features that form no part of the claimed design; and,
FIG. 6 is a side view thereof.

1 Claim, 6 Drawing Sheets



(56)

References Cited

FOREIGN PATENT DOCUMENTS

EM	001714668-0002	1/2011
EM	002205740-0003	3/2015
WO	WO DM/053621	12/2000

* cited by examiner



Fig. 1



Fig. 2



Fig. 3



Fig. 4

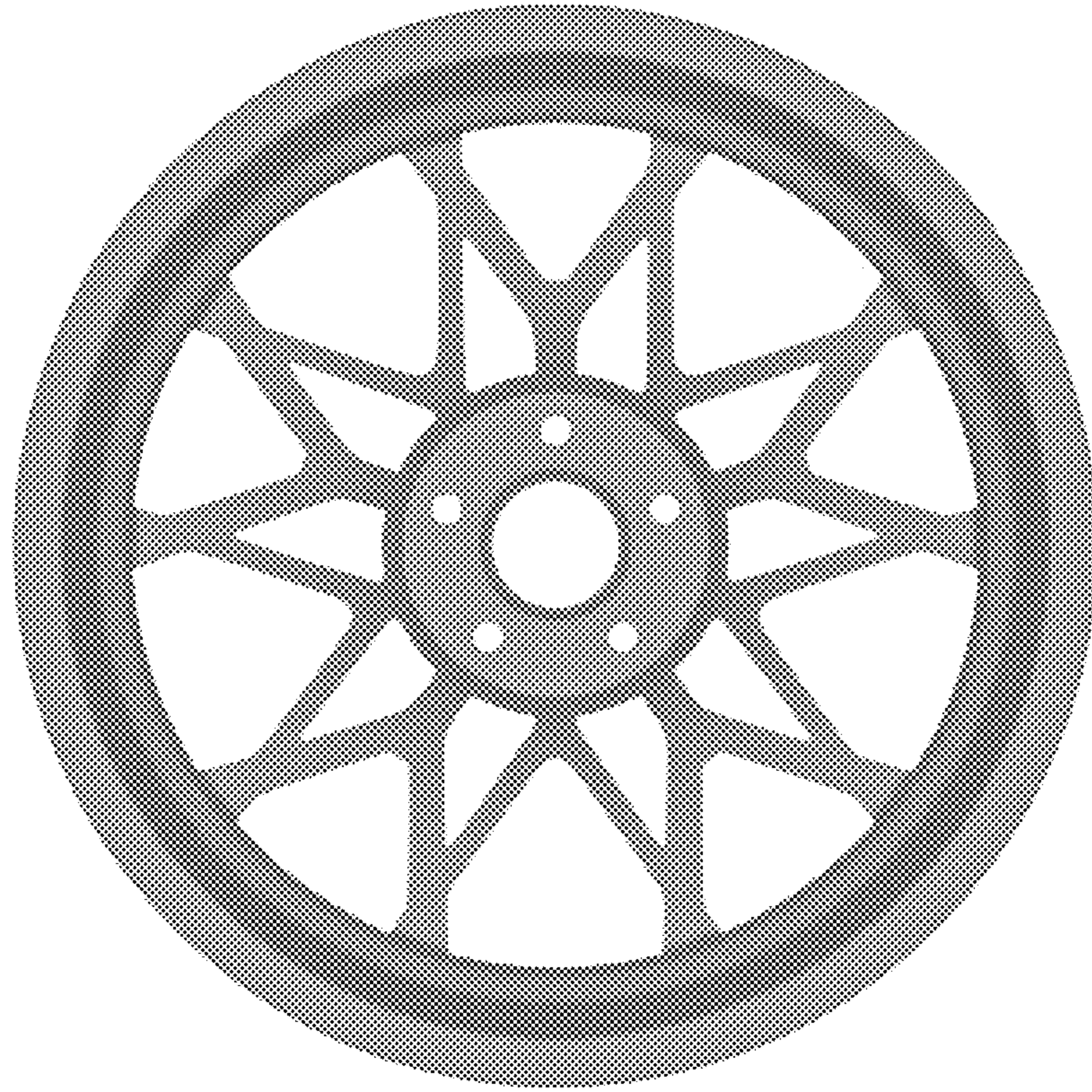


Fig. 5




Fig. 6