



US00D802476S

(12) **United States Design Patent** (10) **Patent No.:** **US D802,476 S**
Lepine et al. (45) **Date of Patent:** **** Nov. 14, 2017**

(54) **SNOWMOBILE FRONT FAIRING**

OTHER PUBLICATIONS

(71) Applicant: **BOMBARDIER RECREATIONAL PRODUCTS INC.**, Valcourt (CA)

Conclusion of Examination included in the Decision for Granting a Patent for an Industrial Design issued by the Russian Patent Office in connection with Russian Application No. 2016503173; Jan. 13, 2017.

(72) Inventors: **Christian Lepine**, Bromont (CA);
Philippe Petit, Orford (CA)

(Continued)

(73) Assignee: **BOMBARDIER RECREATIONAL PRODUCTS INC.**, Valcourt (CA)

Primary Examiner — T. Chase Nelson
Assistant Examiner — Ania Aman

(**) Term: **15 Years**

(74) *Attorney, Agent, or Firm* — BCF LLP

(21) Appl. No.: **29/574,574**

(57) **CLAIM**

(22) Filed: **Aug. 17, 2016**

The ornamental design for a snowmobile front fairing, as shown and described.

DESCRIPTION

Related U.S. Application Data

The patent or application file contains at least one drawing executed in color. Copies of this patent or patent application publication with color drawing(s) will be provided by the Office upon request and payment of the necessary fee.

(63) Continuation-in-part of application No. 29/555,480, filed on Feb. 22, 2016.

FIG. 1 is a perspective view taken from a front, right side of a snowmobile front fairing according to our design;

(51) **LOC (10) Cl.** **12-14**

FIG. 2 is a right side elevation view thereof;

(52) **U.S. Cl.**

FIG. 3 is a front elevation view thereof;

USPC **D12/7**

FIG. 4 is a left side elevation view thereof;

(58) **Field of Classification Search**

USPC D12/7, 8, 9, 10, 163, 164, 171, 172, 317,
D12/167, 169

FIG. 5 is a rear elevation view thereof;

FIG. 6 is a top plan view thereof;

(Continued)

FIG. 7 is a perspective view taken from a front, right side thereof shown on a snowmobile shown in dashed lines; and, FIG. 8 is a front elevation view thereof shown on the snowmobile shown in dashed lines.

(56) **References Cited**

Throughout the Figures, where shown: (i) the dashed lines showing additional structure of the snowmobile front fairing and portions of the snowmobile are for illustrative purposes only and form no part of the claimed design; and (ii) the dotted/dashed lines illustrate unclaimed boundaries of surfaces claimed as part of the design.

U.S. PATENT DOCUMENTS

5,586,614 A * 12/1996 Kouchi B62M 27/02
180/190

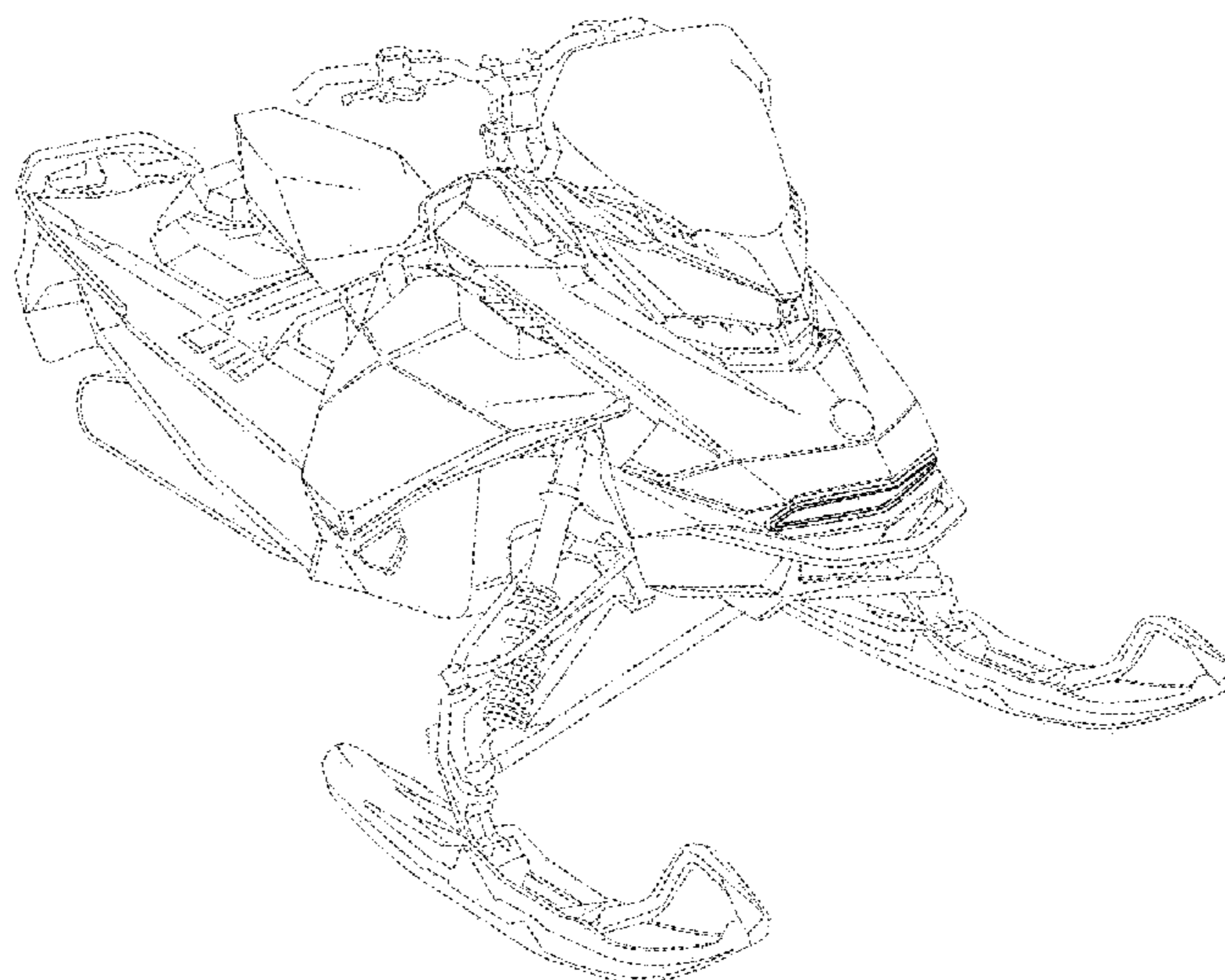
D422,249 S * 4/2000 Sacco D12/163

(Continued)

FOREIGN PATENT DOCUMENTS

RU 85496 S 6/2013

1 Claim, 8 Drawing Sheets
(2 of 8 Drawing Sheet(s) Filed in Color)



(58) **Field of Classification Search**
 CPC B62B 15/007; B62B 17/06; B62B 19/02;
 B62M 27/00; B62M 27/02; B62M
 2027/025; B62M 2027/026; B62M
 2027/028; B62M 2027/021; A63C 5/00;
 B60K 11/04
 See application file for complete search history.

(56) **References Cited**

U.S. PATENT DOCUMENTS

D430,836 S * 9/2000 Kitamura D12/163
 D430,837 S * 9/2000 Kitamura D12/163
 D479,813 S 9/2003 Cadotte et al.
 D494,504 S 8/2004 Sanschagrín et al.
 D495,274 S 8/2004 Sanschagrín et al.
 D505,889 S 6/2005 Girouard et al.
 D507,770 S * 7/2005 Minami D12/163
 D515,457 S 2/2006 Deluy
 D538,207 S * 3/2007 Pfeiffer D12/163
 D552,506 S 10/2007 Deluy
 D575,194 S 8/2008 Hishiki
 D576,522 S 9/2008 Longpre et al.
 D579,380 S 10/2008 Petit
 D580,299 S 11/2008 Longpre et al.
 D580,821 S 11/2008 Petit
 D580,822 S 11/2008 Longpre et al.
 D580,823 S 11/2008 Longpre
 D580,824 S 11/2008 Longpre et al.
 D581,316 S 11/2008 Petit
 D581,837 S 12/2008 Petit et al.
 D581,838 S 12/2008 Petit et al.
 D583,281 S 12/2008 Longpre et al.
 D583,707 S 12/2008 Longpre et al.
 D583,708 S 12/2008 Petit
 D587,168 S 2/2009 Longpre et al.
 D588,719 S 3/2009 Longpre et al.
 D592,098 S 5/2009 Petit
 D592,099 S 5/2009 Longpre et al.
 D592,100 S 5/2009 Petit
 D593,903 S 6/2009 Petit et al.
 D593,904 S 6/2009 Petit et al.
 D594,779 S 6/2009 Longpre et al.
 D596,530 S 7/2009 Petit et al.
 D598,818 S * 8/2009 Bauer D12/163
 D599,247 S 9/2009 Longpre et al.
 D601,453 S 10/2009 Brew et al.
 D628,522 S * 12/2010 Fesler D12/163
 D629,334 S 12/2010 Petit
 D629,723 S * 12/2010 Bauer D12/163
 D633,012 S * 2/2011 Bauer D12/163
 D635,897 S * 4/2011 Frei D12/163

D640,610 S * 6/2011 Schell D12/163
 D645,795 S * 9/2011 Ishibashi D12/163
 D670,602 S 11/2012 Lepine et al.
 D670,603 S 11/2012 Lepine et al.
 D670,604 S 11/2012 Lepine et al.
 D671,462 S * 11/2012 Fetherston D12/163
 8,381,857 B1 2/2013 Sampson et al.
 D681,507 S 5/2013 Lepine et al.
 D683,668 S * 6/2013 Thurber D12/163
 D686,946 S 7/2013 Lepine et al.
 D708,550 S 7/2014 Mugikura
 D717,209 S 11/2014 Lepine et al.
 D721,019 S * 1/2015 Pevovar D12/163
 D723,975 S 3/2015 Petit et al.
 D723,976 S 3/2015 Petit et al.
 D724,488 S 3/2015 Petit et al.
 D724,489 S 3/2015 Petit et al.
 9,139,255 B1 9/2015 Glissmeyer et al.
 D755,671 S 5/2016 Flores
 D771,528 S * 11/2016 Smith D12/163
 D773,347 S * 12/2016 Whang D12/163
 D775,003 S * 12/2016 Pevovar D12/163
 D775,554 S * 1/2017 Kapitonov D12/163
 D775,555 S * 1/2017 Myrberg D12/163
 D775,556 S * 1/2017 Myrberg D12/163
 2002/0027028 A1 * 3/2002 Girouard B62J 35/00
 180/182
 2003/0150658 A1 8/2003 Nakano et al.
 2003/0151216 A1 * 8/2003 Takahiko B62M 27/02
 280/28
 2006/0085966 A1 4/2006 Kerner et al.
 2009/0322045 A1 12/2009 Lemieux
 2010/0090797 A1 4/2010 Koenig et al.
 2010/0108427 A1 5/2010 Richer
 2011/0240398 A1 10/2011 Vezina
 2011/0290574 A1 12/2011 Maltais
 2015/0197149 A1 7/2015 Hedlund et al.
 2015/0197313 A1 7/2015 Vistad et al.
 2015/0314800 A1 11/2015 Laurence et al.
 2016/0144930 A1 5/2016 Nasca et al.

OTHER PUBLICATIONS

Conclusion of Examination included in the Decision for Granting a Patent for an Industrial Design issued by the Russian Patent Office in connection with Russian Application No. 2016503174; Jan. 18, 2017.
 Decision for Granting a Patent for an Industrial Design issued by the Federal Office for Intellectual Property, Patents and Trademarks (Rospatent) on Mar. 28, 2017, in connection with Russian Design Application No. 2016503258.

* cited by examiner

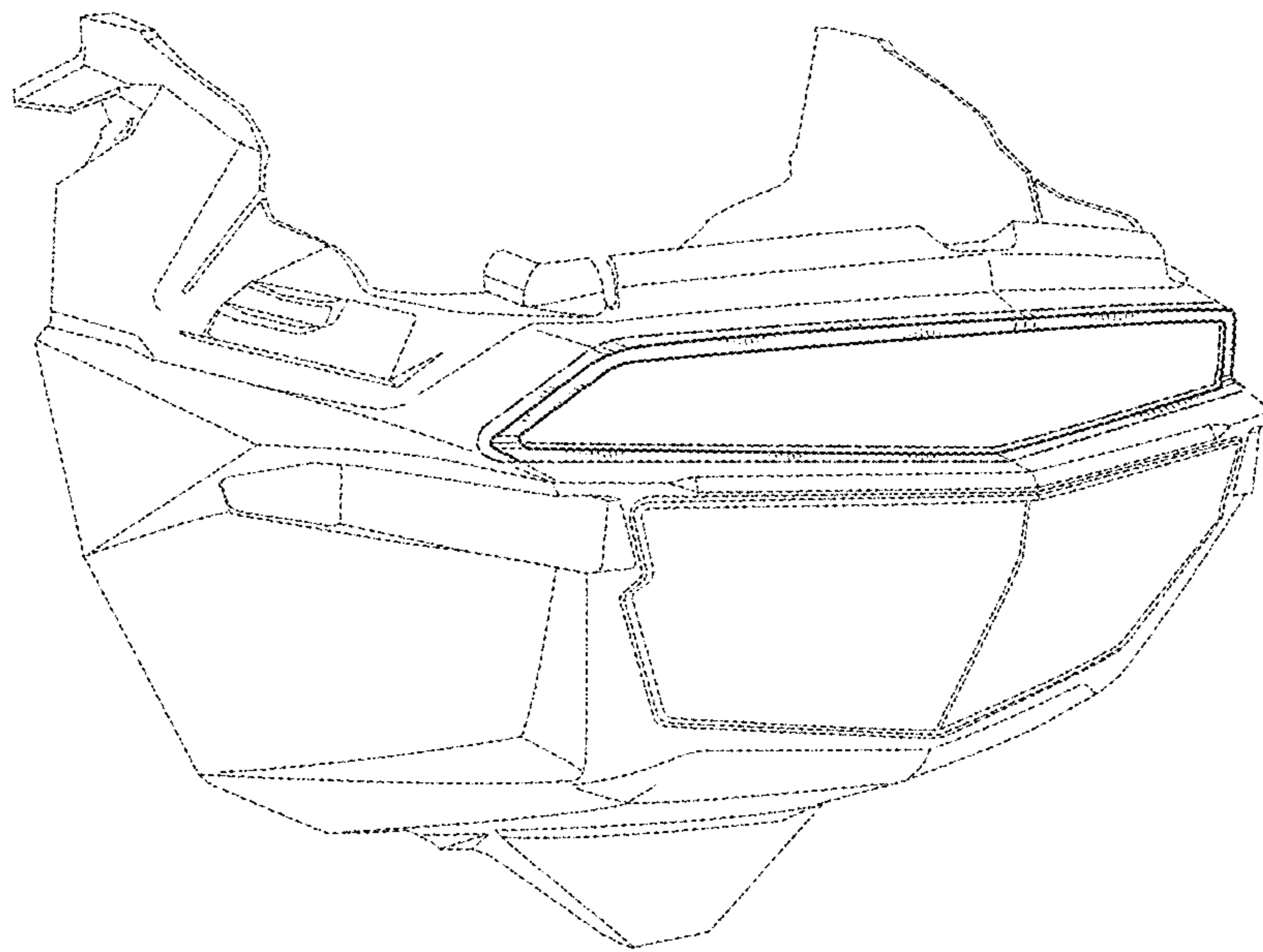


FIG. 1

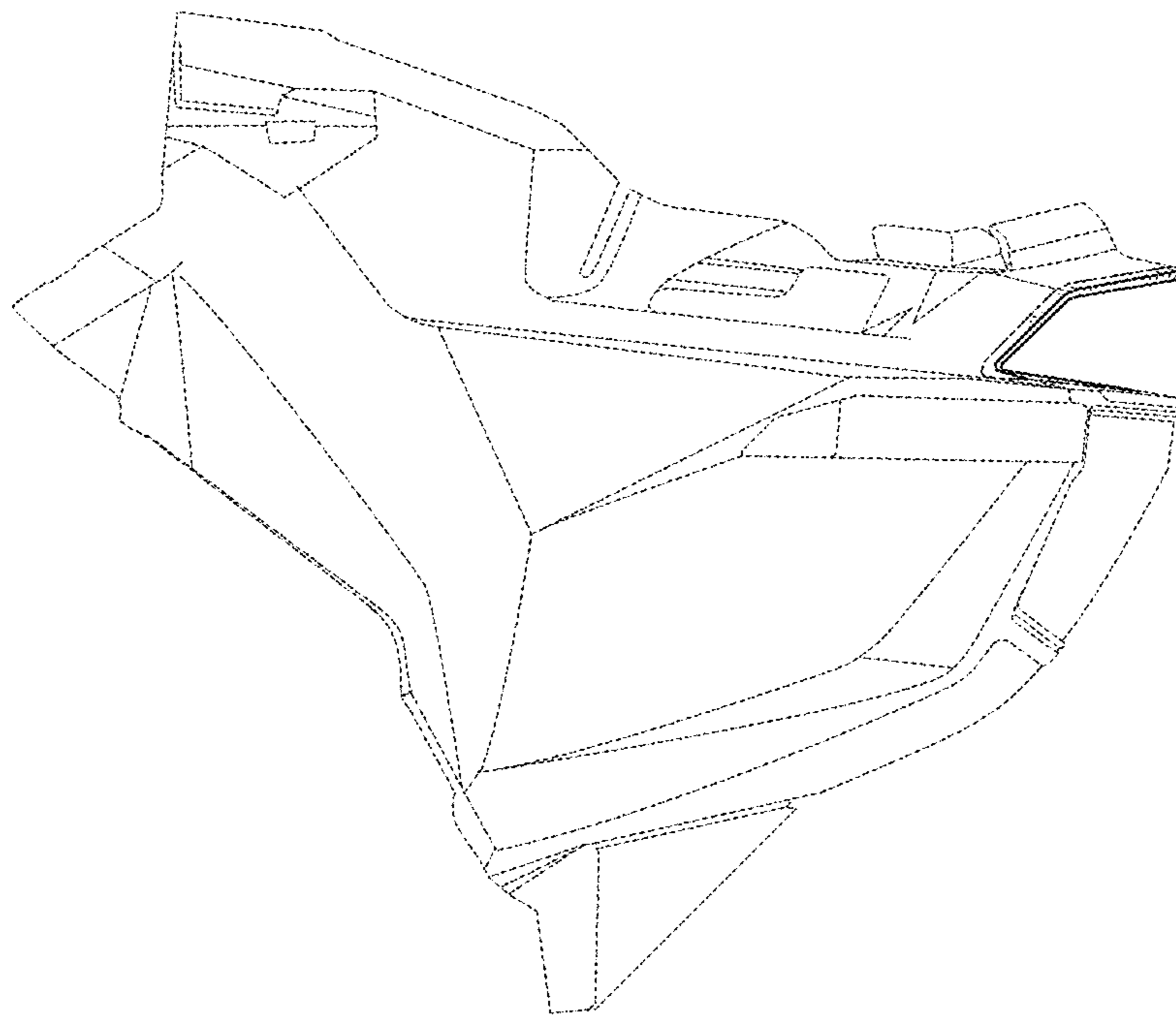


FIG.2

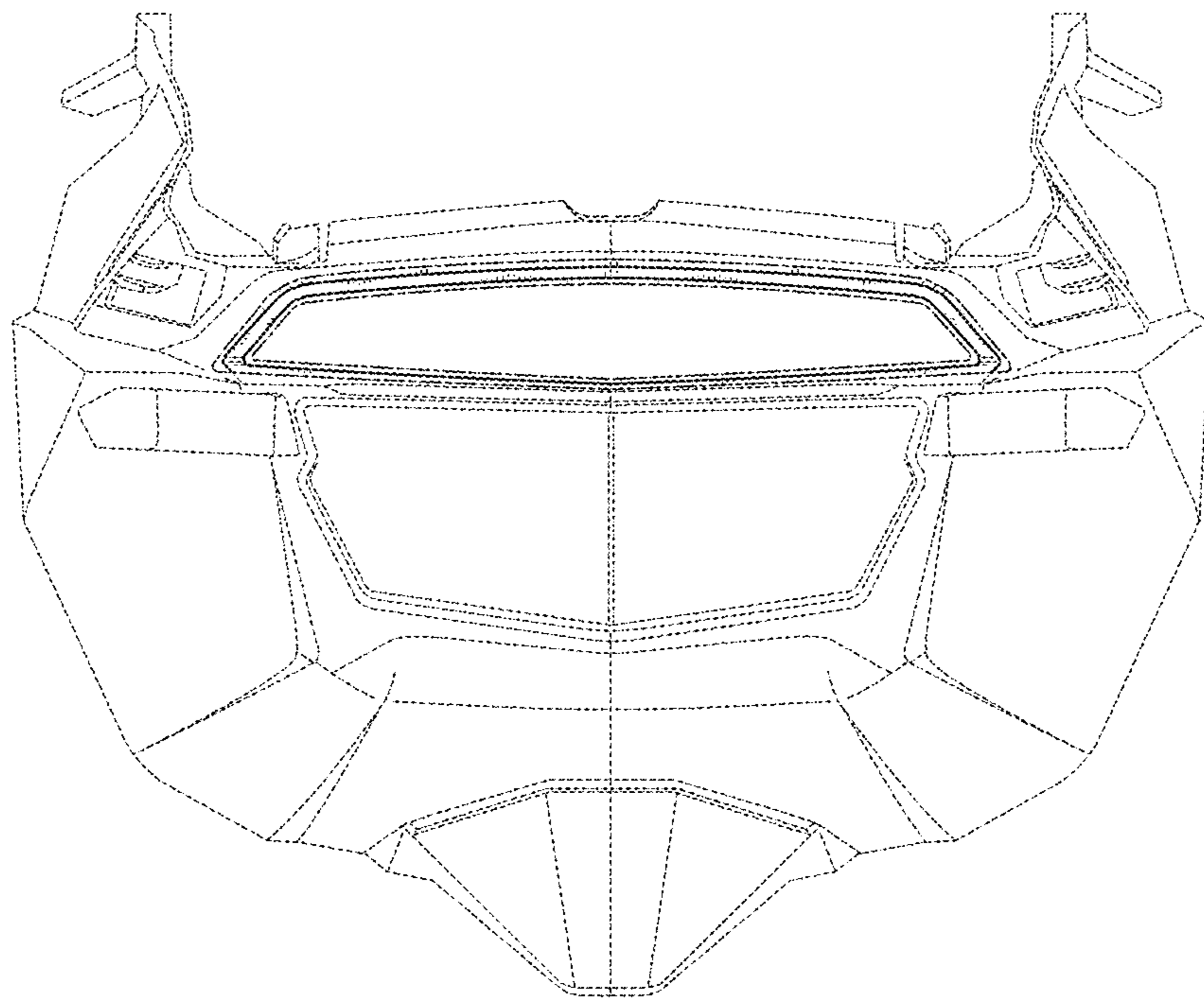


FIG. 3

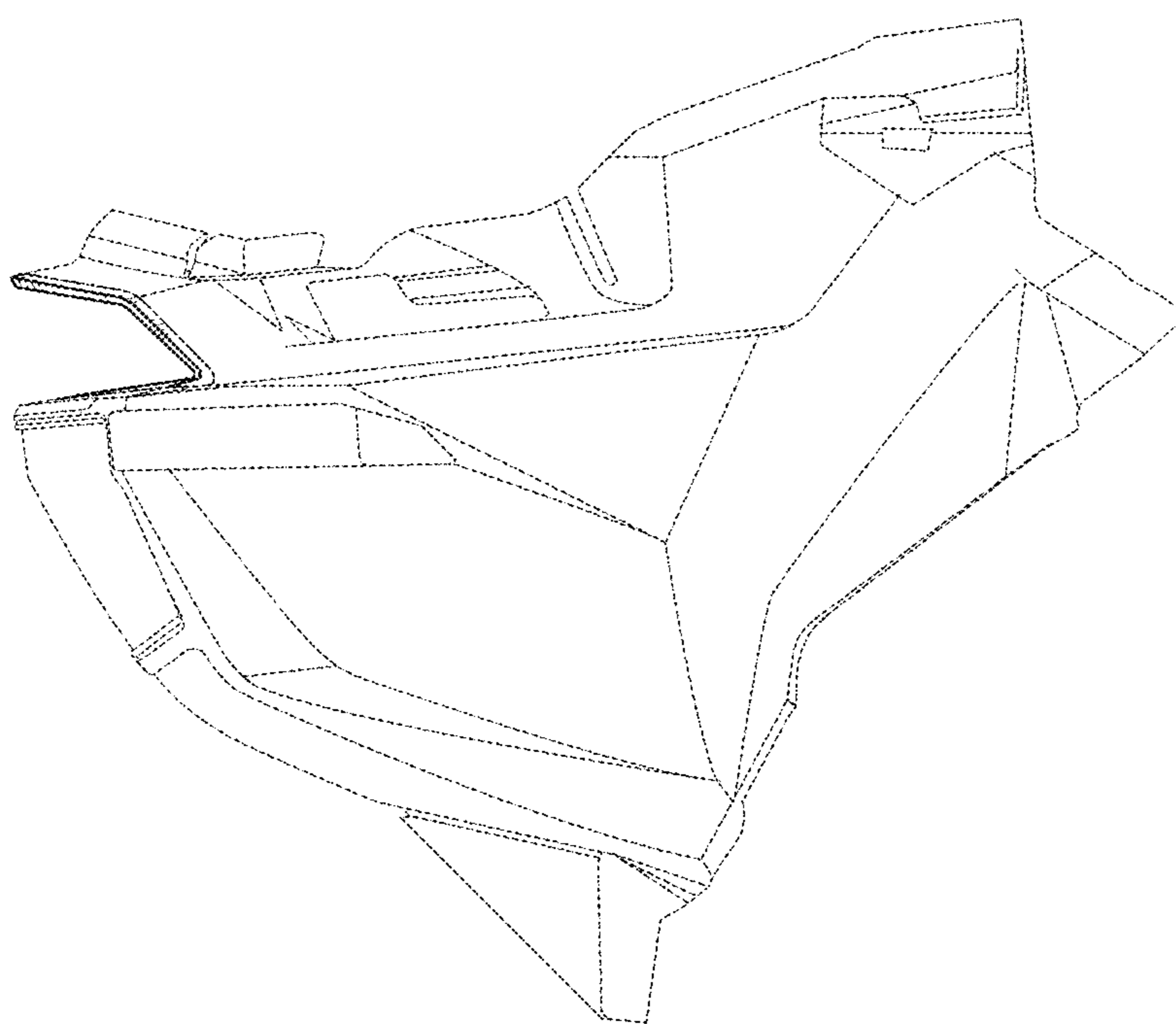


FIG.4

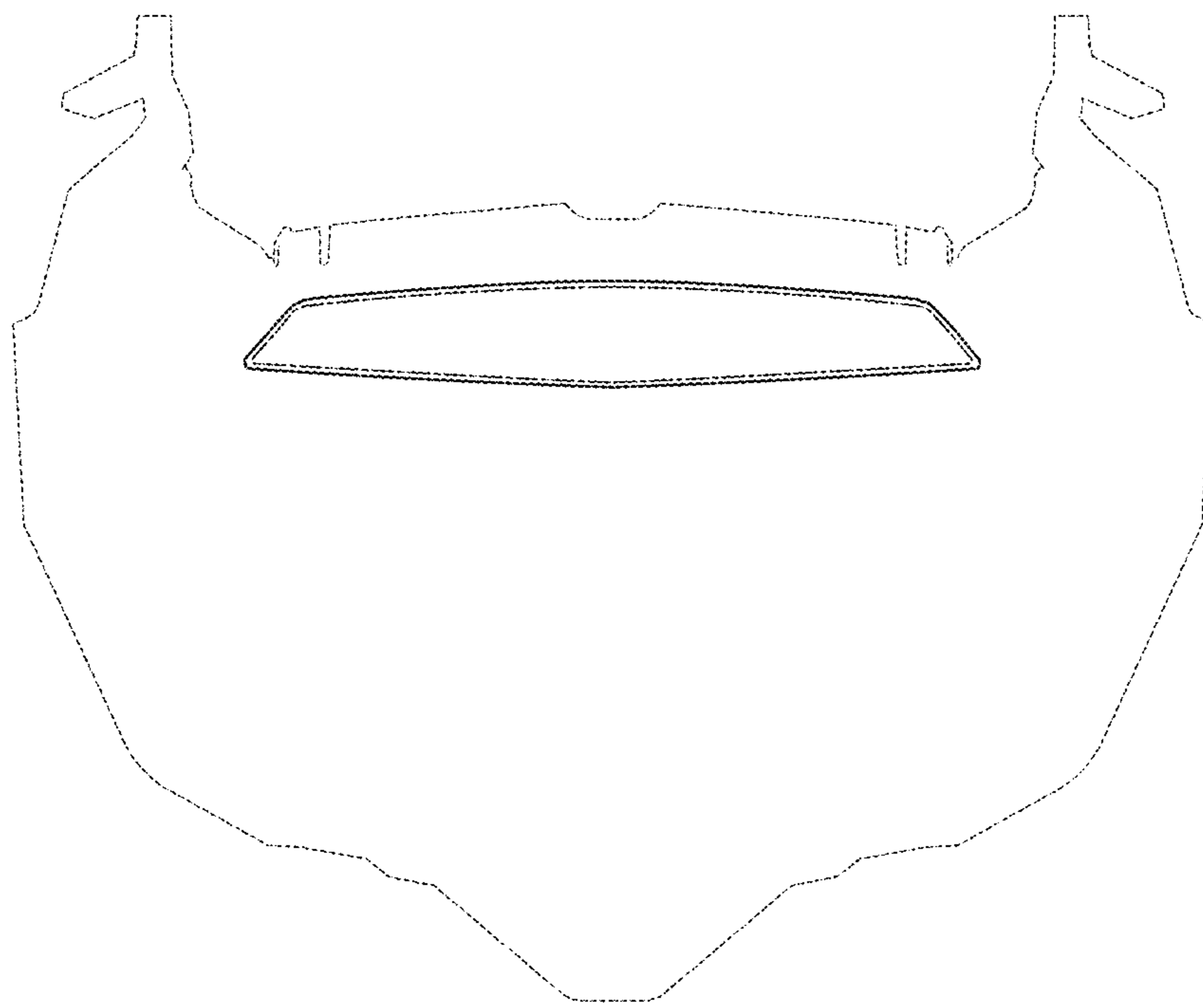


FIG. 5

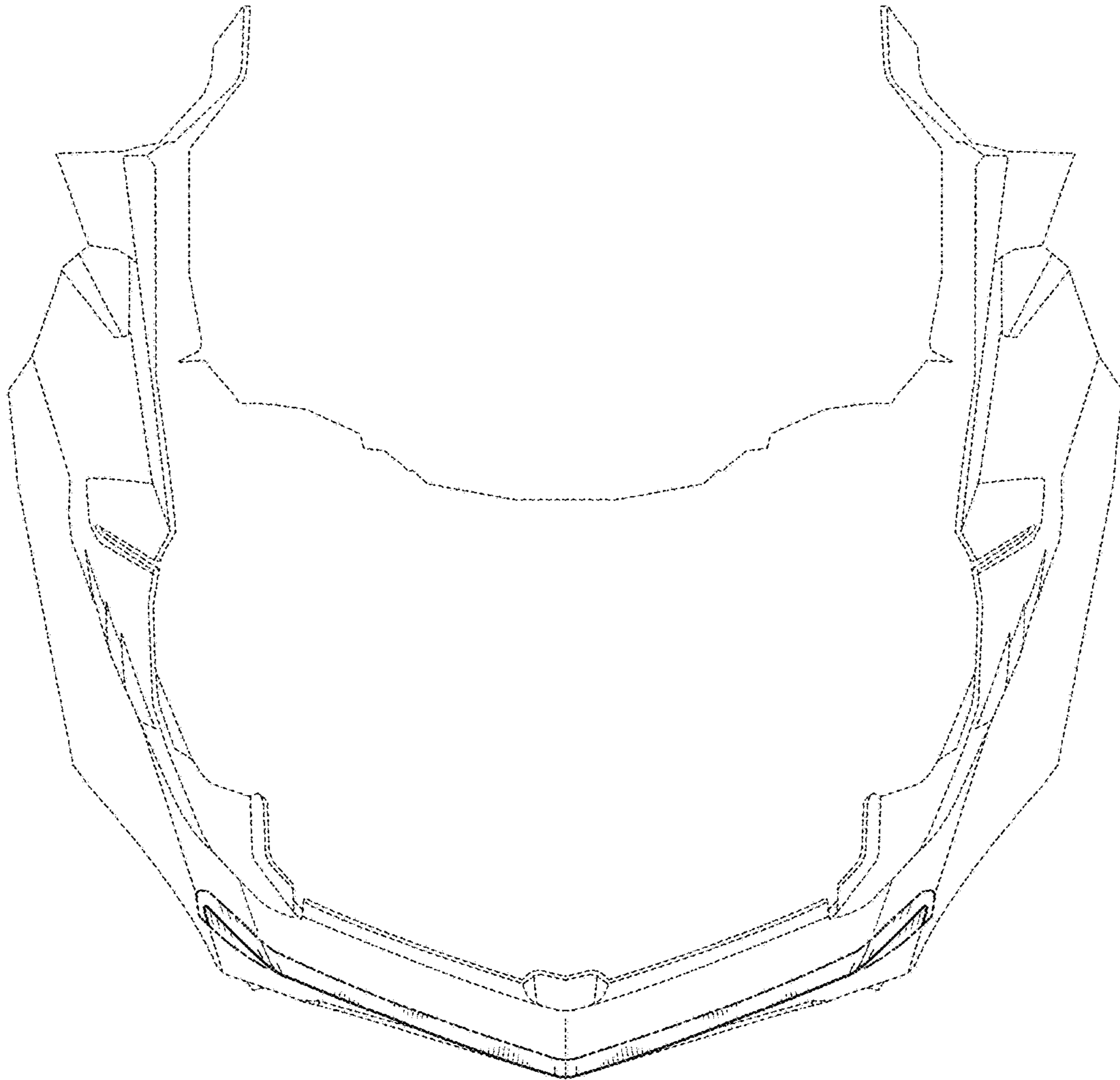


FIG. 6

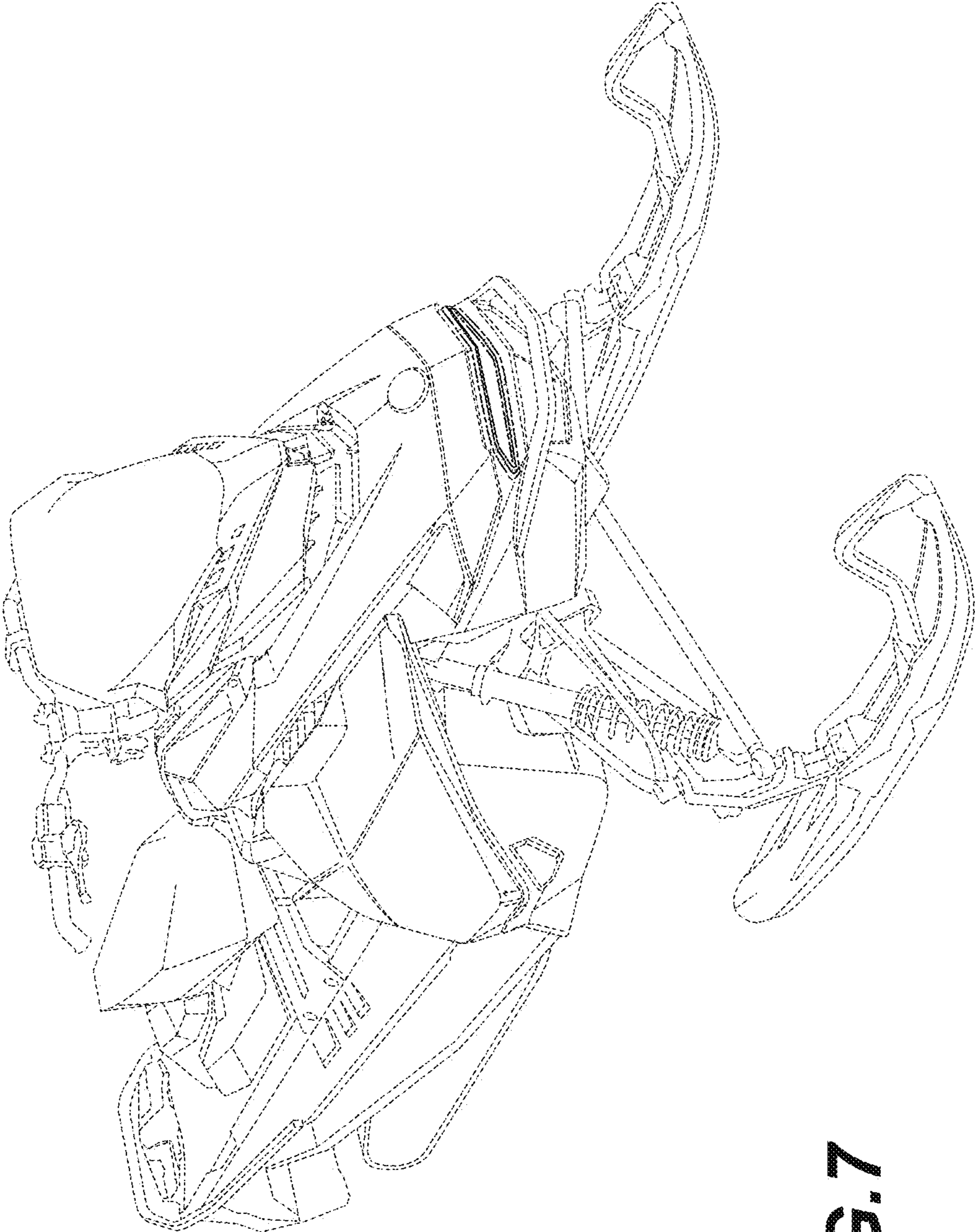


FIG. 7

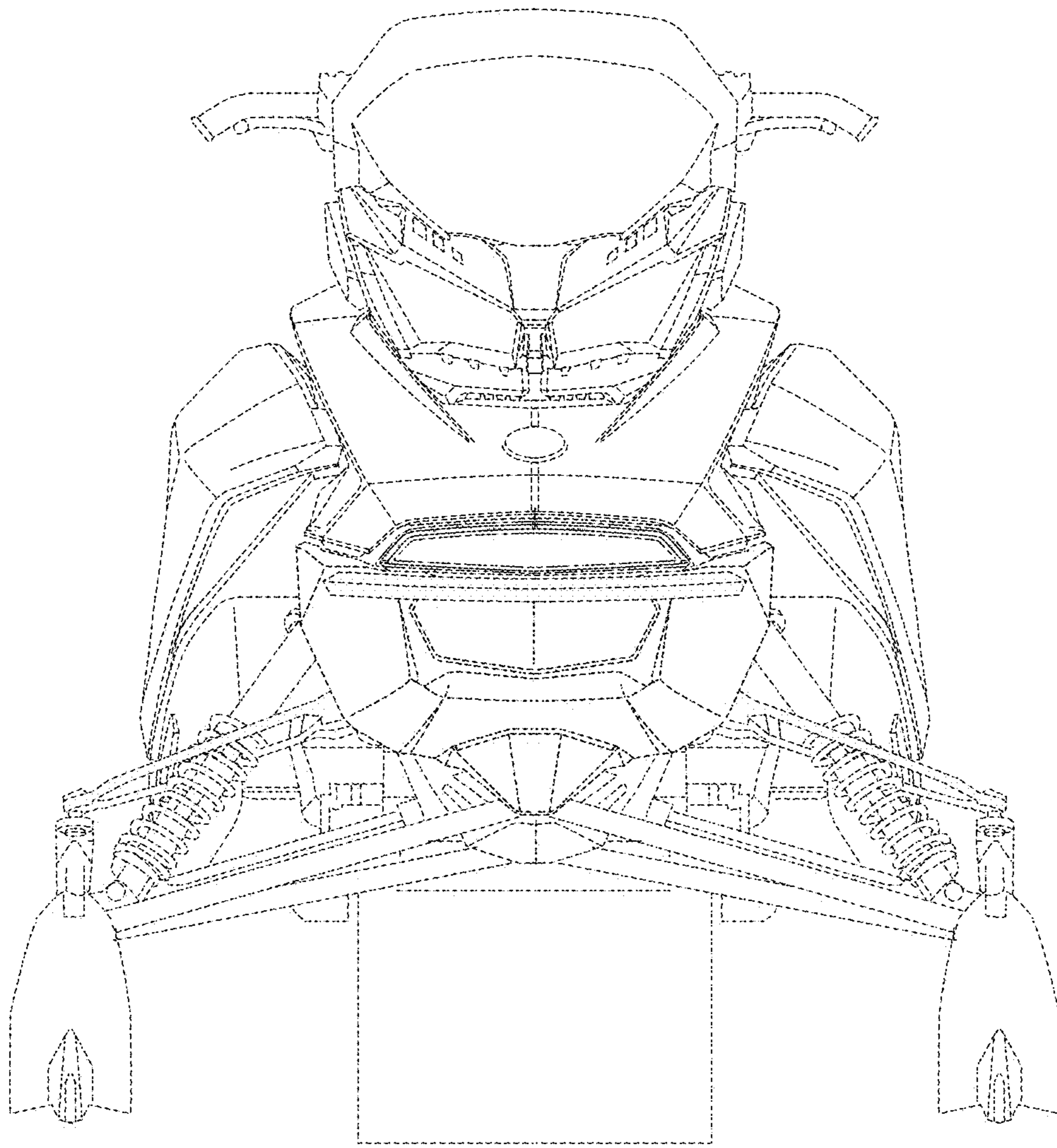


FIG.8