



US00D802475S

(12) **United States Design Patent** (10) **Patent No.:** **US D802,475 S**
Lepine et al. (45) **Date of Patent:** **** Nov. 14, 2017**

(54) **SNOWMOBILE**

OTHER PUBLICATIONS

(71) Applicant: **BOMBARDIER RECREATIONAL PRODUCTS INC.**, Valcourt (CA)

Decision for Granting a Patent for an Industrial Design issued by the Federal Office for Intellectual Property, Patents and Trademarks (Rospatent) on Mar. 28, 2017, in connection with Russian Design Application No. 2016503258.

(72) Inventors: **Christian Lepine**, Bromont (CA);
Philippe Petit, Orford (CA)

(Continued)

(73) Assignee: **BOMBARDIER RECREATIONAL PRODUCTS INC.**, Valcourt (CA)

Primary Examiner — T. Chase Nelson
Assistant Examiner — Ania Aman

(**) Term: **15 Years**

(74) *Attorney, Agent, or Firm* — BCF LLP

(21) Appl. No.: **29/574,573**

(57) **CLAIM**

(22) Filed: **Aug. 17, 2016**

The ornamental design for a snowmobile, as shown and described.

Related U.S. Application Data

DESCRIPTION

(63) Continuation-in-part of application No. 29/555,480, filed on Feb. 22, 2016.

The patent or application file contains at least one drawing executed in color. Copies of this patent or patent application publication with color drawing(s) will be provided by the Office upon request and payment of the necessary fee.

(51) **LOC (10) Cl.** **12-14**

FIG. 1 is a perspective view taken from a front, left side of a snowmobile according to our design;

(52) **U.S. Cl.**
USPC **D12/7**

FIG. 2 is a perspective view taken from a rear, left side thereof;

(58) **Field of Classification Search**

USPC D12/7, 8, 9, 10
CPC B62B 15/007; B62B 17/06; B62B 19/02;
B62M 27/00; B62M 27/02; B62M 2027/025; B62M 2027/026; B62M 2027/028; B62M 2027/021; A63C 5/00; B60K 11/04

FIG. 3 is a right side elevation view thereof;

FIG. 4 is a front elevation view thereof;

FIG. 5 is a left side elevation view thereof;

FIG. 6 is a rear elevation view thereof;

FIG. 7 is a top plan view thereof; and,

FIG. 8 is a bottom plan view thereof.

See application file for complete search history.

Throughout the Figures, where shown: (i) the dashed lines showing additional structure of the snowmobile are for illustrative purposes only and form no part of the claimed design; and (ii) the dotted/dashed lines illustrate unclaimed boundaries of surfaces claimed as part of the design. The invention includes mirror images of the snowmobile shown in the Figures.

(56) **References Cited**

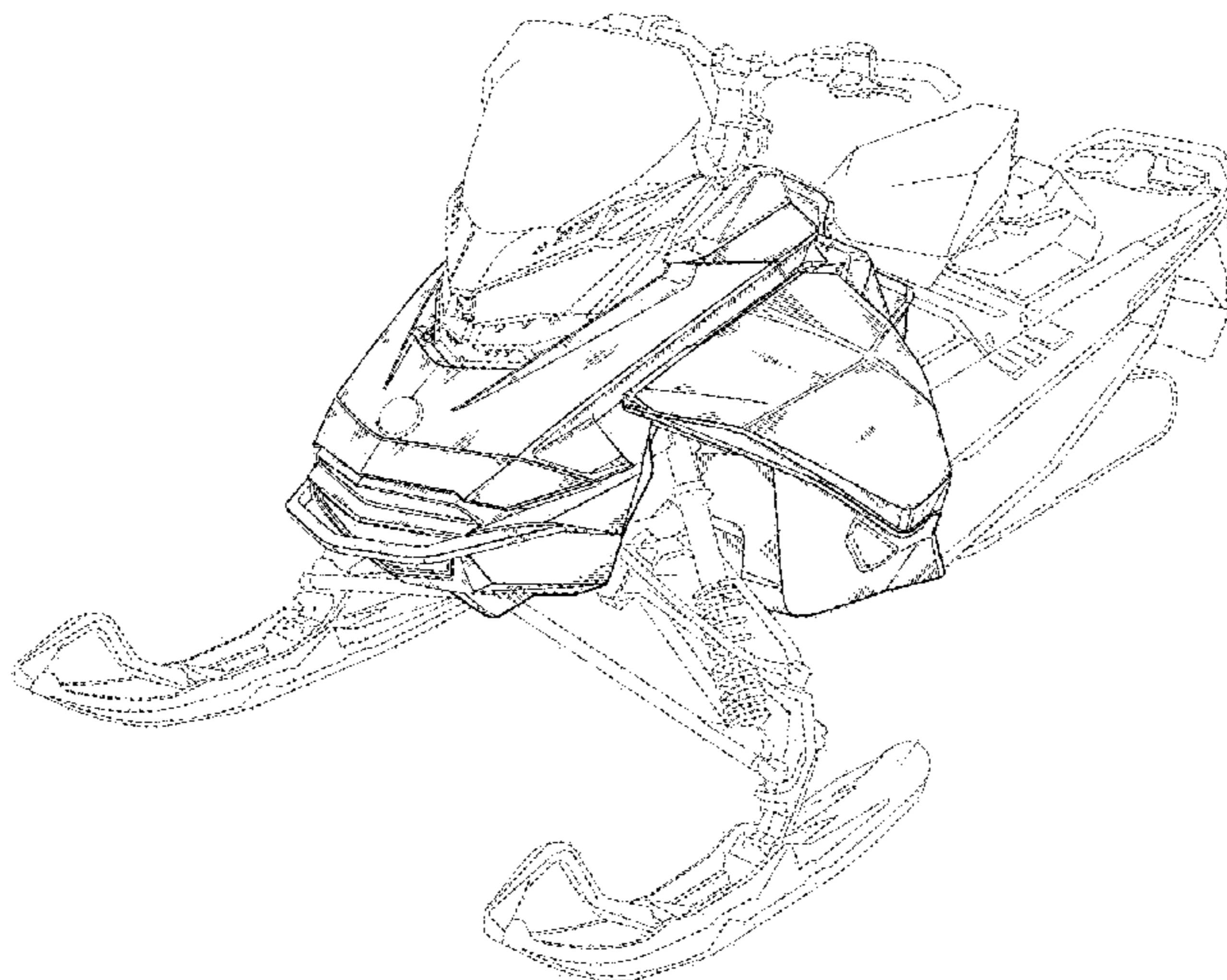
U.S. PATENT DOCUMENTS

D479,813 S * 9/2003 Cadotte D12/7
D494,504 S 8/2004 Sanschagrin et al.
(Continued)

FOREIGN PATENT DOCUMENTS

RU 85496 S 6/2013

1 Claim, 8 Drawing Sheets
(7 of 8 Drawing Sheet(s) Filed in Color)



(56)

References Cited

U.S. PATENT DOCUMENTS

D495,274 S 8/2004 Sanschagrín et al.
 D505,889 S * 6/2005 Girouard D12/7
 D515,457 S 2/2006 Deluy
 D552,506 S * 10/2007 Deluy D12/7
 D575,194 S 8/2008 Hishiki
 D576,522 S 9/2008 Longpre et al.
 D579,380 S 10/2008 Petit
 D580,299 S 11/2008 Longpre et al.
 D580,821 S 11/2008 Petit
 D580,822 S 11/2008 Longpre et al.
 D580,823 S 11/2008 Longpre
 D580,824 S 11/2008 Longpre et al.
 D581,316 S 11/2008 Petit
 D581,837 S 12/2008 Petit et al.
 D581,838 S 12/2008 Petit et al.
 D583,281 S 12/2008 Longpre et al.
 D583,707 S 12/2008 Longpre et al.
 D583,708 S 12/2008 Petit
 D587,168 S 2/2009 Longpre et al.
 D588,719 S 3/2009 Longpre et al.
 D592,098 S 5/2009 Petit
 D592,099 S 5/2009 Longpre et al.
 D592,100 S 5/2009 Petit
 D593,903 S 6/2009 Petit et al.
 D593,904 S 6/2009 Petit et al.
 D594,779 S 6/2009 Longpre et al.
 D596,530 S 7/2009 Petit et al.
 D599,247 S 9/2009 Longpre et al.
 D601,453 S 10/2009 Brew et al.
 D629,334 S 12/2010 Petit
 D670,602 S 11/2012 Lepine et al.
 D670,603 S 11/2012 Lepine et al.
 D670,604 S 11/2012 Lepine et al.
 8,381,857 B1 * 2/2013 Sampson B62M 27/00
 180/190
 D681,507 S 5/2013 Lepine et al.
 D686,946 S 7/2013 Lepine et al.
 D708,550 S 7/2014 Mugikura
 D717,209 S 11/2014 Lepine et al.

D723,975 S 3/2015 Petit et al.
 D723,976 S 3/2015 Petit et al.
 D724,488 S 3/2015 Petit et al.
 D724,489 S 3/2015 Petit et al.
 9,139,255 B1 9/2015 Glissmeyer et al.
 D755,671 S 5/2016 Flores
 2002/0027028 A1 * 3/2002 Girouard B62J 35/00
 180/182
 2003/0150658 A1 * 8/2003 Nakano B62M 27/02
 180/190
 2003/0151216 A1 * 8/2003 Takahiko B62M 27/02
 280/28
 2006/0085966 A1 * 4/2006 Kerner B62D 23/00
 29/524.1
 2009/0322045 A1 * 12/2009 Lemieux B62B 17/04
 280/28
 2010/0090797 A1 4/2010 Koenig et al.
 2010/0108427 A1 * 5/2010 Richer B60K 13/04
 180/309
 2011/0240398 A1 10/2011 Vezina
 2011/0290574 A1 12/2011 Maltais
 2015/0197149 A1 7/2015 Hedlund et al.
 2015/0197313 A1 * 7/2015 Vistad B62M 27/02
 180/182
 2015/0314800 A1 11/2015 Laurence et al.
 2016/0144930 A1 * 5/2016 Nasca B62M 27/02
 180/182

OTHER PUBLICATIONS

Conclusion of Examination included in the Decision for Granting a Patent for an Industrial Design issued by the Russian Patent Office in connection with Russian Application No. 2016503173; Jan. 13, 2017.
 Conclusion of Examination included in the Decision for Granting a Patent for an Industrial Design issued by the Russian Patent Office in connection with Russian Application No. 2016503174; Jan. 18, 2017.

* cited by examiner

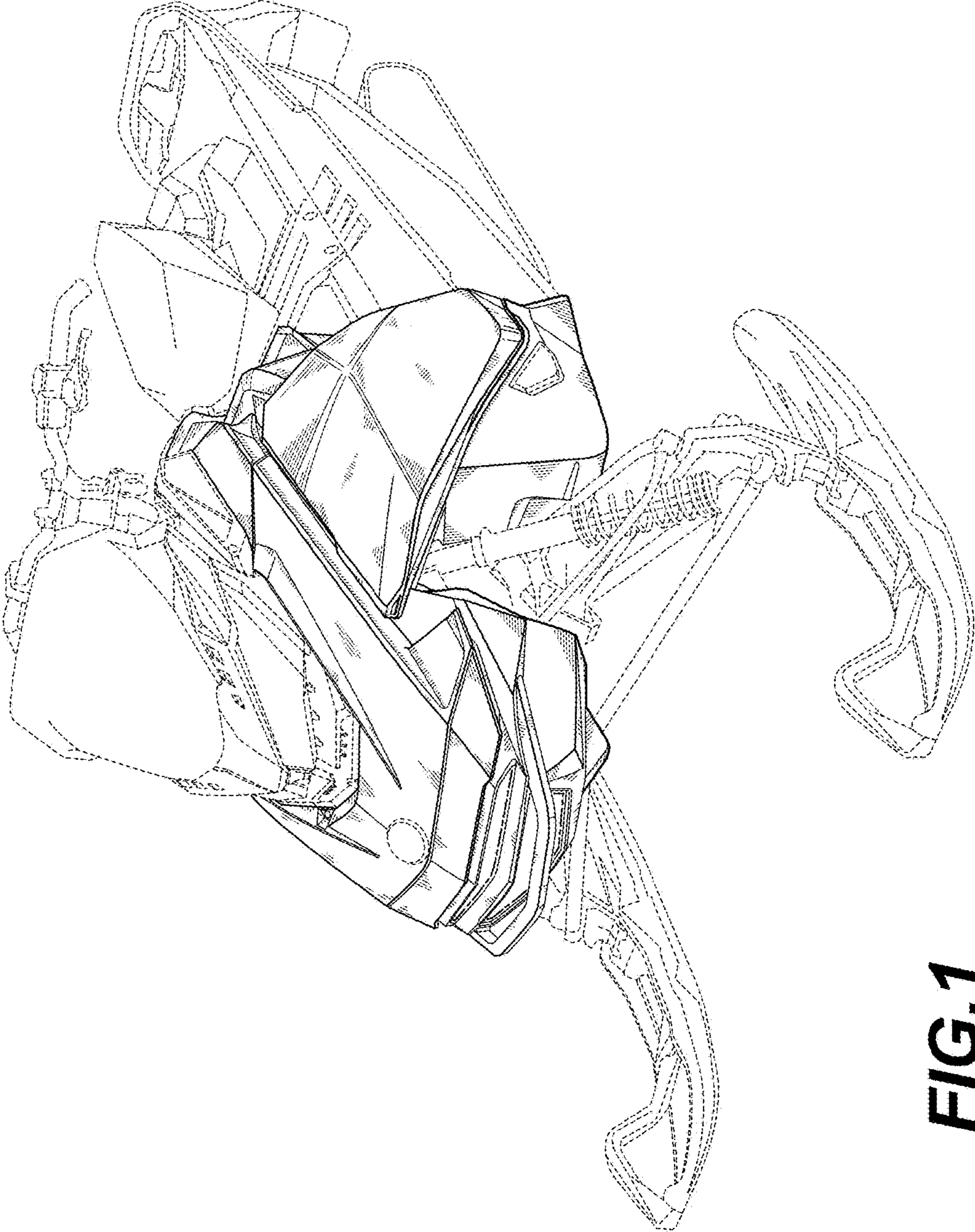


FIG.1

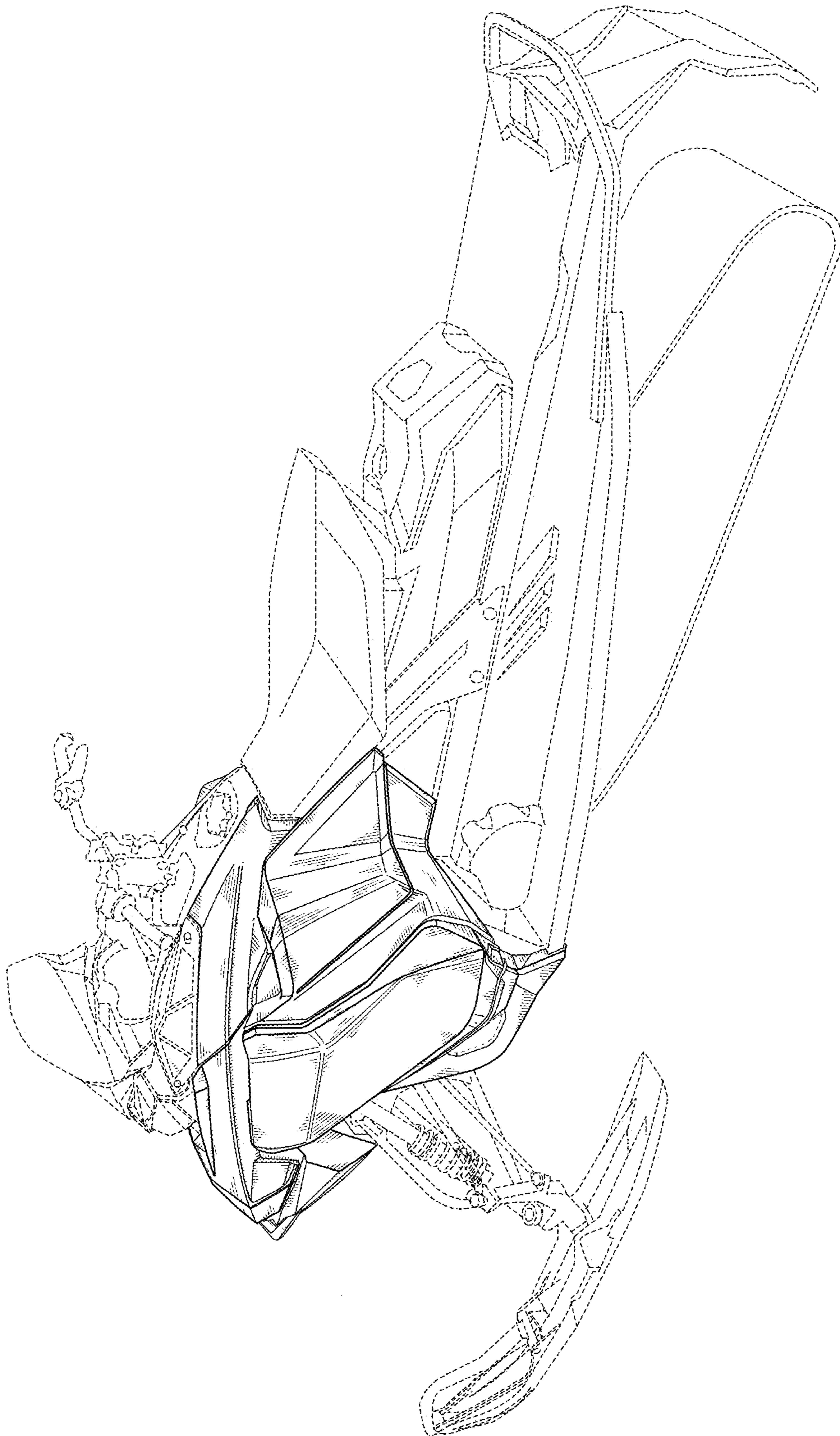


FIG. 2

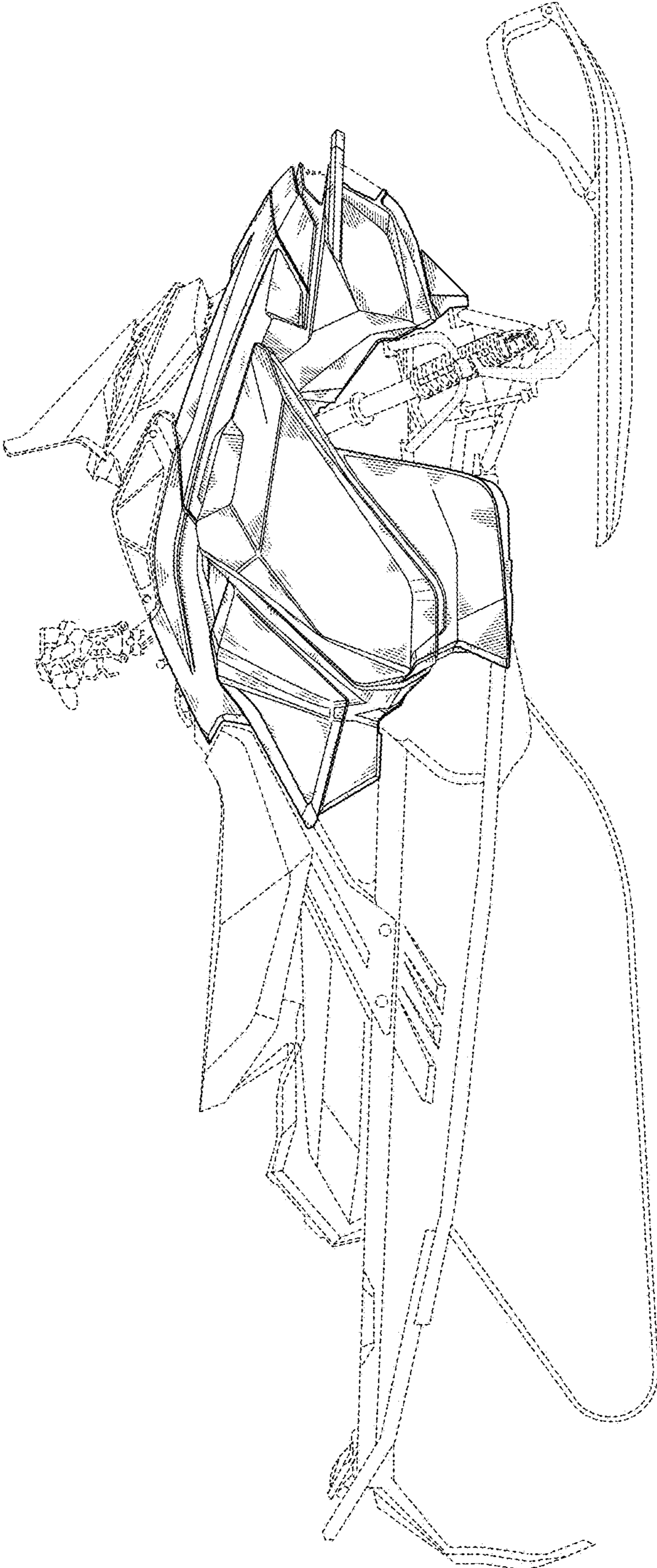


FIG. 3

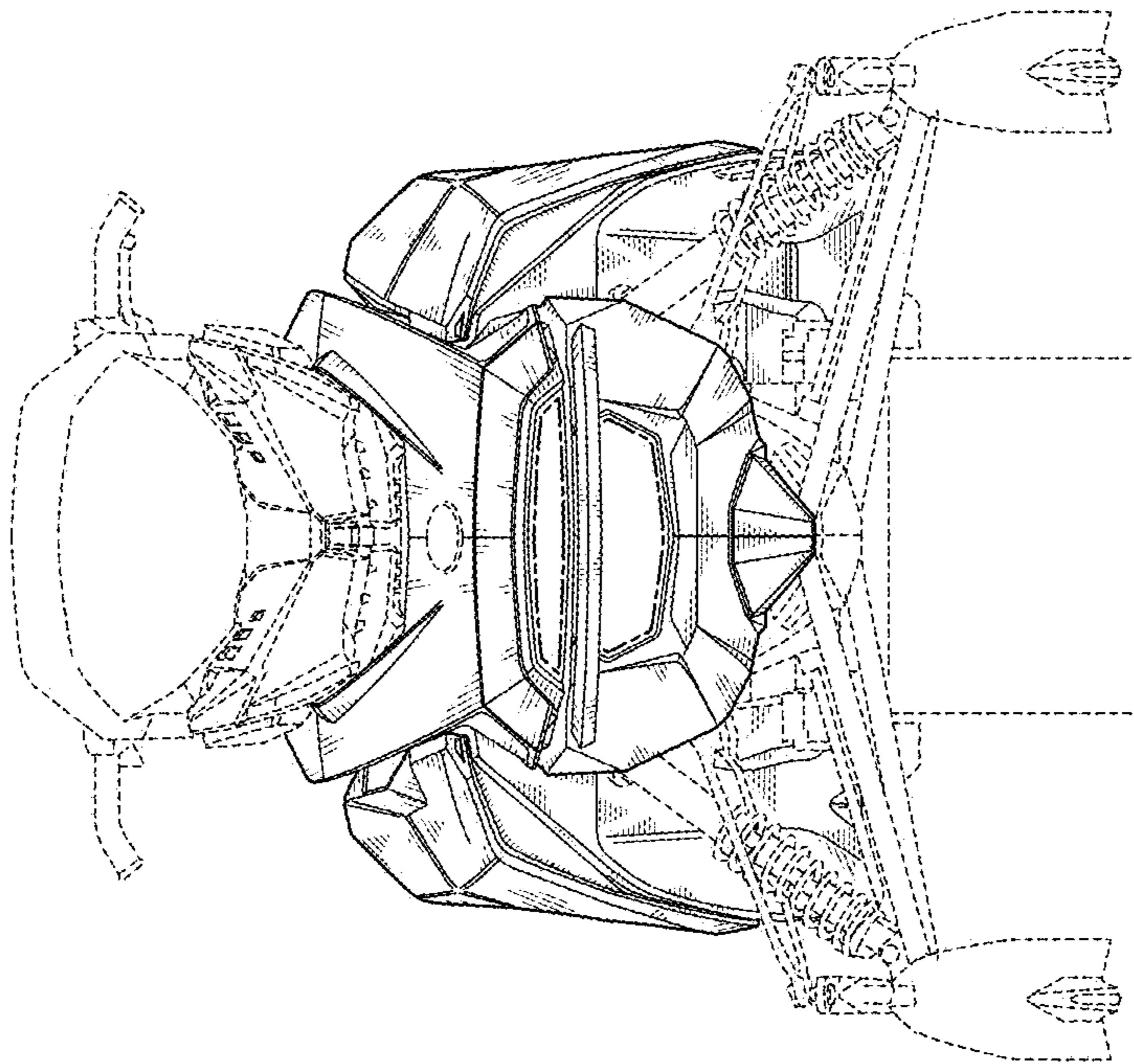


FIG.4

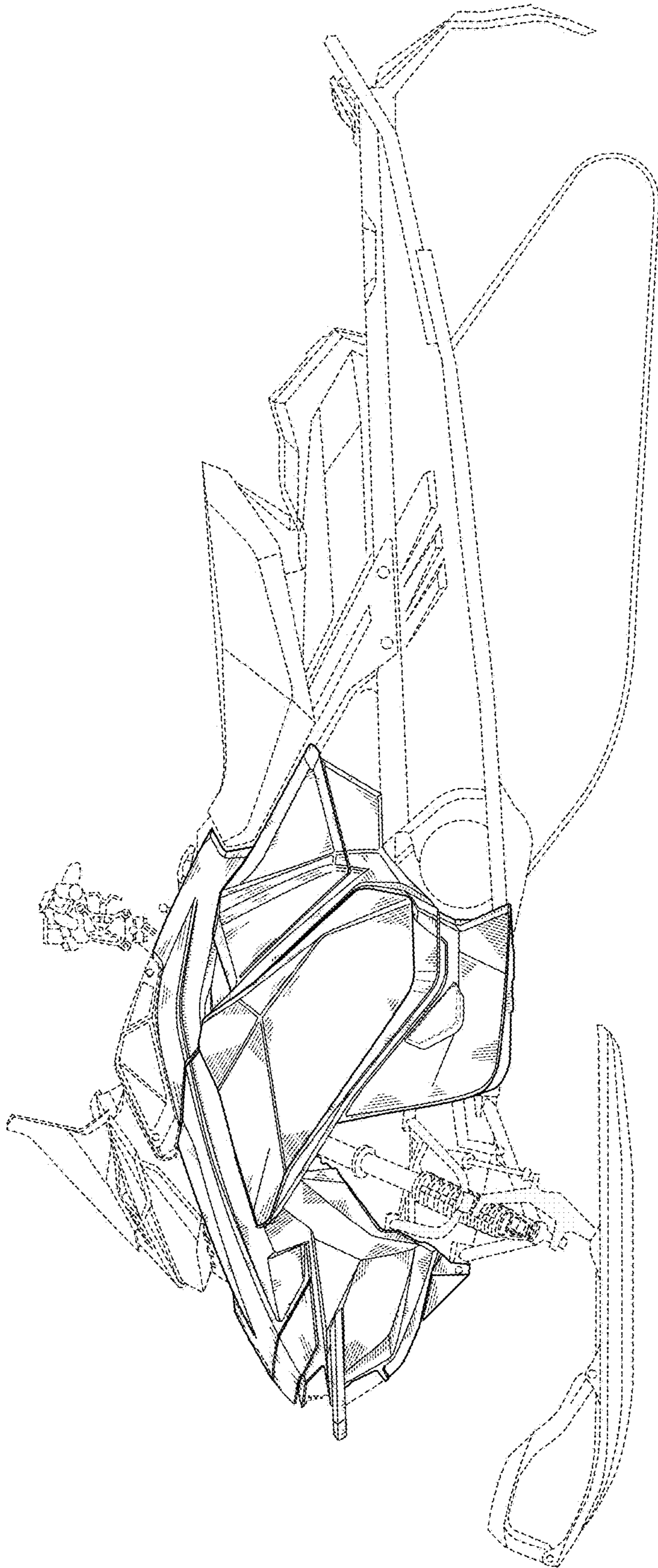


FIG. 5

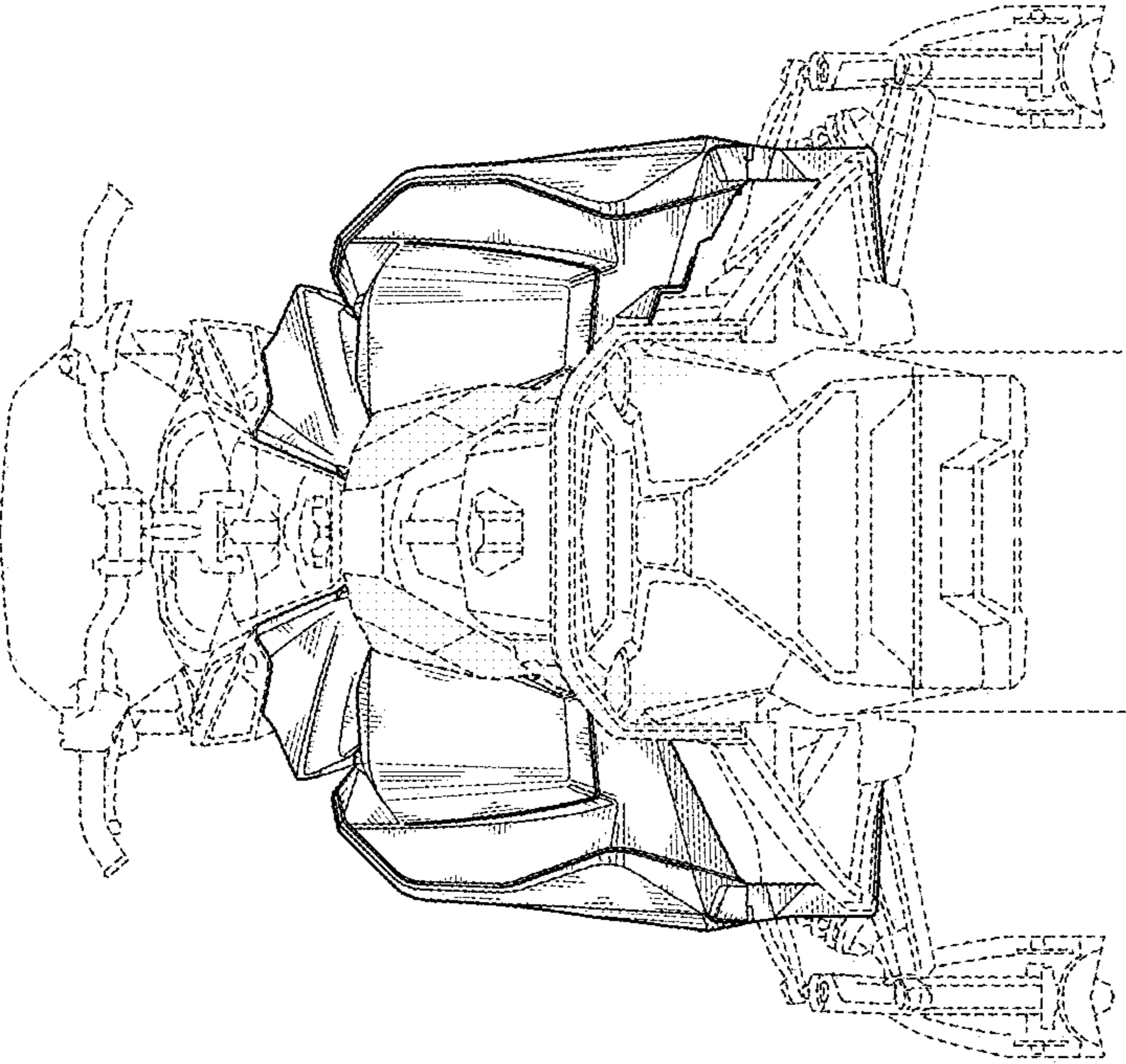


FIG. 6

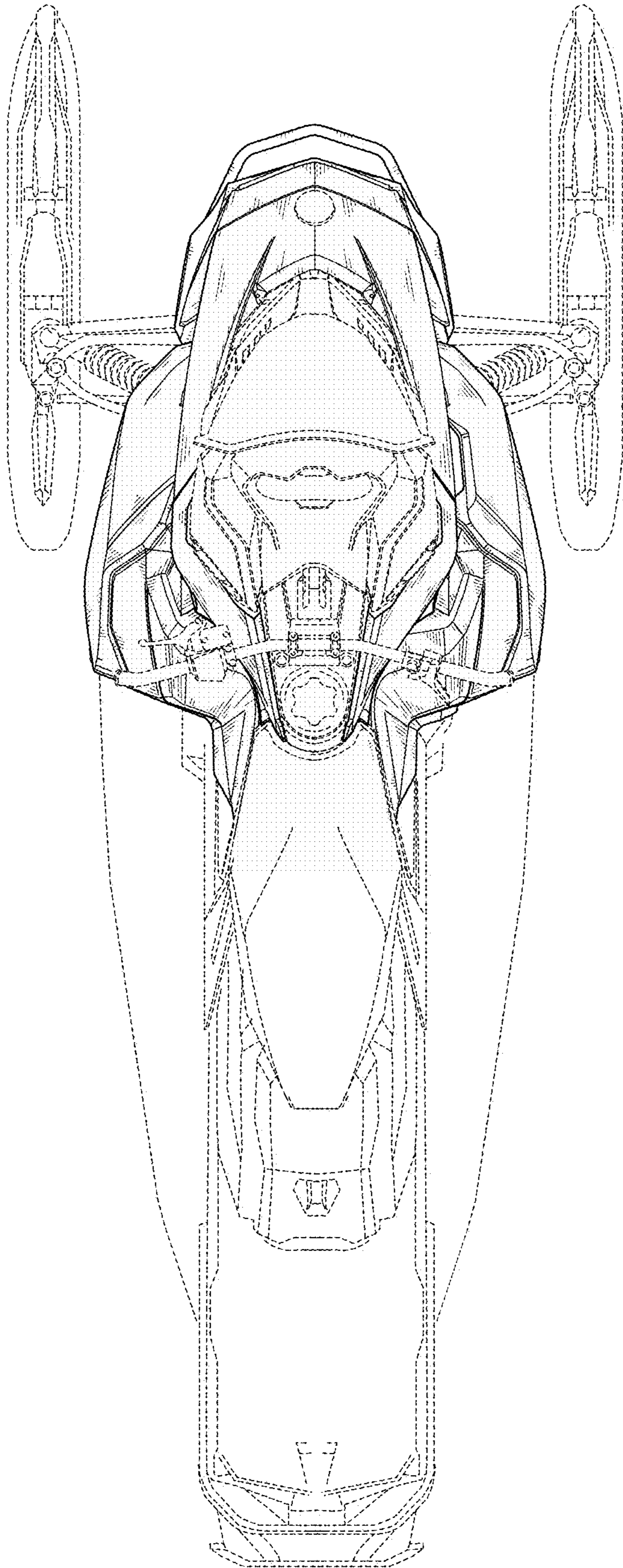


FIG. 7

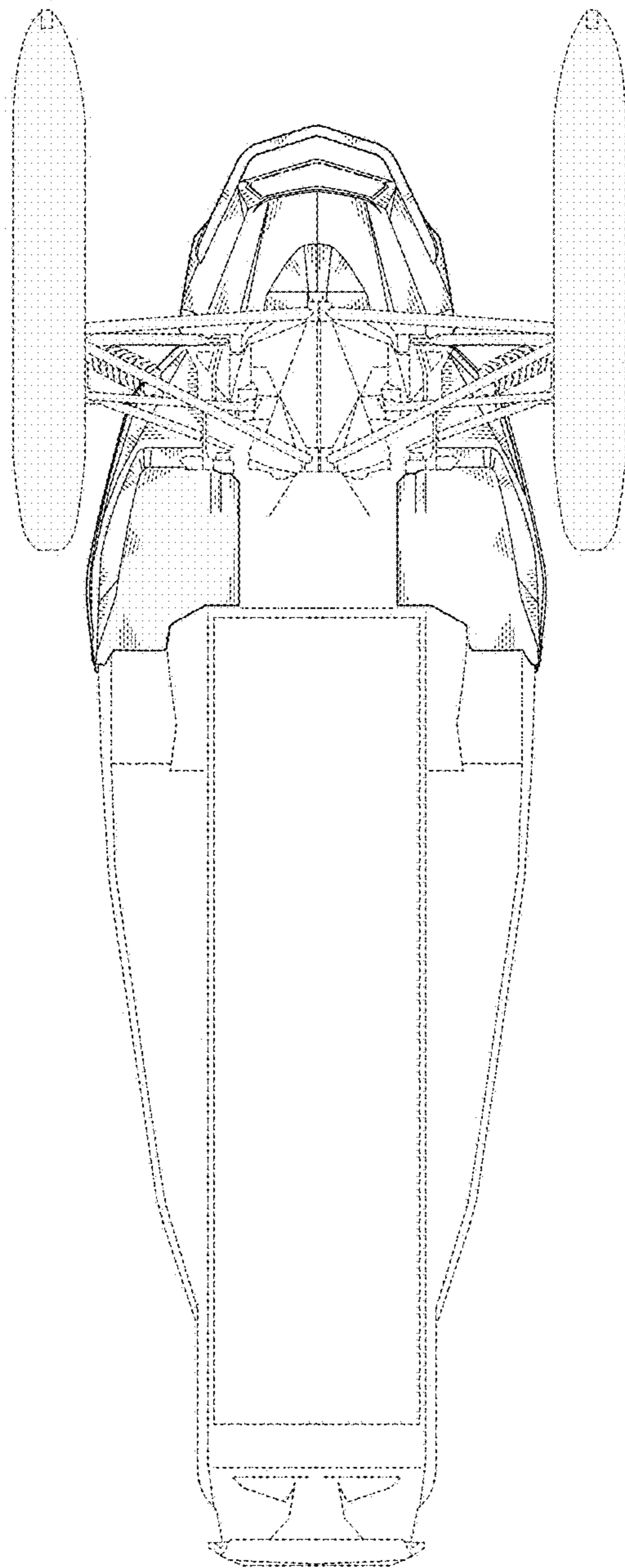


FIG. 8