



US00D802473S

(12) **United States Design Patent** (10) **Patent No.:** **US D802,473 S**
Lepine et al. (45) **Date of Patent:** **** Nov. 14, 2017**

- (54) **SNOWMOBILE FRONT FAIRING**
- (71) Applicant: **BOMBARDIER RECREATIONAL PRODUCTS INC.**, Valcourt (CA)
- (72) Inventors: **Christian Lepine**, Bromont (CA); **Philippe Petit**, Orford (CA)
- (73) Assignee: **BOMBARDIER RECREATIONAL PRODUCTS INC.**, Valcourt (CA)
- (**) Term: **15 Years**
- (21) Appl. No.: **29/574,570**
- (22) Filed: **Aug. 17, 2016**

FOREIGN PATENT DOCUMENTS

RU 85496 S 6/2013

OTHER PUBLICATIONS

Decision for Granting a Patent for an Industrial Design issued by the Federal Office for Intellectual Property, Patents and Trademarks (Rospatent) on Mar. 28, 2017, in connection with Russian Design Application No. 2016503258.

(Continued)

Primary Examiner — T. Chase Nelson

Assistant Examiner — Ania Aman

(74) *Attorney, Agent, or Firm* — BCF LLP

(57) **CLAIM**

The ornamental design for a snowmobile front fairing, as shown and described.

Related U.S. Application Data

- (63) Continuation-in-part of application No. 29/555,480, filed on Feb. 22, 2016.
- (51) **LOC (10) Cl.** **12-14**
- (52) **U.S. Cl.**
USPC **D12/7**
- (58) **Field of Classification Search**
USPC D12/7, 8, 10, 9, 317, 167, 169
CPC B62B 15/007; B62B 17/06; B62B 19/02;
B62M 27/00; B62M 27/02; B62M 2027/025; B62M 2027/026; B62M 2027/028; B62M 2027/021; A63C 5/00; B60K 11/04
See application file for complete search history.

DESCRIPTION

FIG. 1 is a perspective view taken from a front, left side of a snowmobile front fairing according to our design; FIG. 2 is a perspective view taken from a rear, left side thereof; FIG. 3 is a right side elevation view thereof; FIG. 4 is a front elevation view thereof; FIG. 5 is a left side elevation view thereof; FIG. 6 is a rear elevation view thereof; FIG. 7 is a top plan view thereof; FIG. 8 is a bottom plan view thereof; and, FIG. 9 is a perspective view taken from a front, left side thereof shown on a snowmobile shown in dashed lines. Throughout the Figures, where shown: (i) the dashed lines showing additional structure of the snowmobile front fairing and portions of the snowmobile are for illustrative purposes only and form no part of the claimed design; and (ii) the dotted/dashed lines illustrate unclaimed boundaries of surfaces claimed as part of the design. The invention includes mirror images of the embodiment of the snowmobile front fairing shown in the Figures.

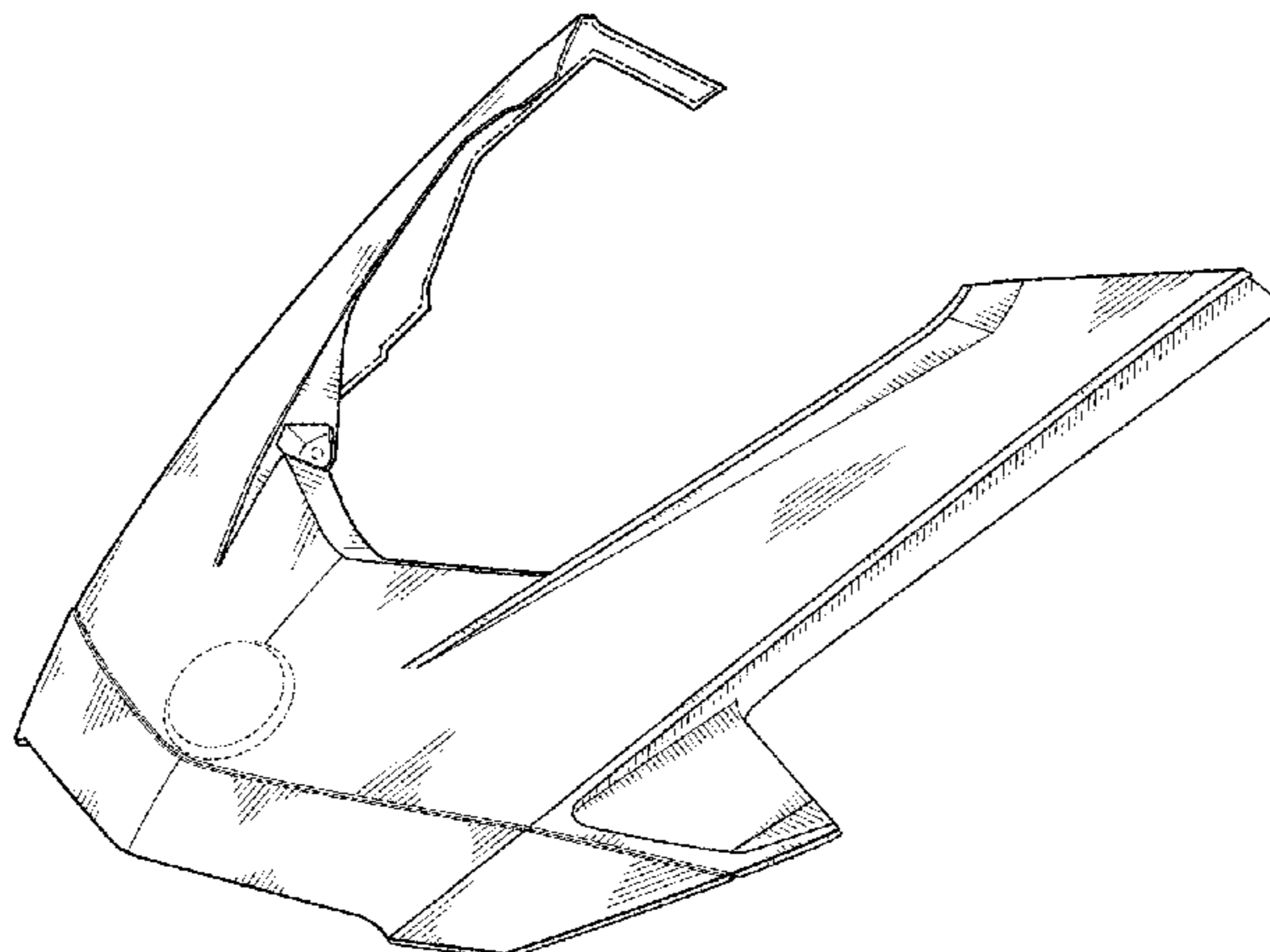
(56) **References Cited**

U.S. PATENT DOCUMENTS

- D479,813 S * 9/2003 Cadotte D12/7
- D494,504 S 8/2004 Sanschagrín et al.
- D495,274 S 8/2004 Sanschagrín et al.
- D505,889 S 6/2005 Girouard et al.
- D515,457 S * 2/2006 Deluy D12/7

(Continued)

1 Claim, 9 Drawing Sheets



(56)

References Cited

U.S. PATENT DOCUMENTS

D552,506 S * 10/2007 Deluy D12/7
 D575,194 S 8/2008 Hishiki
 D576,522 S 9/2008 Longpre et al.
 D579,380 S 10/2008 Petit
 D580,299 S 11/2008 Longpre et al.
 D580,821 S 11/2008 Petit
 D580,822 S 11/2008 Longpre et al.
 D580,823 S 11/2008 Longpre
 D580,824 S 11/2008 Longpre et al.
 D581,316 S 11/2008 Petit
 D581,837 S 12/2008 Petit et al.
 D581,838 S 12/2008 Petit et al.
 D583,281 S 12/2008 Longpre et al.
 D583,707 S 12/2008 Longpre et al.
 D583,708 S 12/2008 Petit
 D587,168 S 2/2009 Longpre et al.
 D588,719 S 3/2009 Longpre et al.
 D592,098 S 5/2009 Petit
 D592,099 S 5/2009 Longpre et al.
 D592,100 S 5/2009 Petit
 D593,903 S 6/2009 Petit et al.
 D593,904 S 6/2009 Petit et al.
 D594,779 S 6/2009 Longpre et al.
 D596,530 S 7/2009 Petit et al.
 D599,247 S 9/2009 Longpre et al.
 D601,453 S 10/2009 Brew et al.
 D629,334 S 12/2010 Petit
 D670,602 S 11/2012 Lepine et al.
 D670,603 S 11/2012 Lepine et al.
 D670,604 S 11/2012 Lepine et al.
 8,381,857 B1 2/2013 Sampson et al.
 D681,507 S 5/2013 Lepine et al.
 D686,946 S 7/2013 Lepine et al.
 D708,550 S 7/2014 Mugikura

D717,209 S 11/2014 Lepine et al.
 D723,975 S 3/2015 Petit et al.
 D723,976 S 3/2015 Petit et al.
 D724,488 S 3/2015 Petit et al.
 D724,489 S 3/2015 Petit et al.
 9,139,255 B1 9/2015 Glissmeyer et al.
 D755,671 S 5/2016 Flores
 2002/0027028 A1 3/2002 Girouard et al.
 2003/0150658 A1 8/2003 Nakano et al.
 2003/0151216 A1 8/2003 Takahiko
 2006/0085966 A1* 4/2006 Kerner B62D 23/00
 29/524.1
 2009/0322045 A1 12/2009 Lemieux
 2010/0090797 A1 4/2010 Koenig et al.
 2010/0108427 A1* 5/2010 Richer B60K 13/04
 180/309
 2011/0240398 A1 10/2011 Vezina
 2011/0290574 A1* 12/2011 Maltais B62M 27/02
 180/190
 2015/0197149 A1 7/2015 Hedlund et al.
 2015/0197313 A1 7/2015 Vistad et al.
 2015/0314800 A1 11/2015 Laurence et al.
 2016/0144930 A1 5/2016 Nasca et al.

OTHER PUBLICATIONS

Conclusion of Examination included in the Decision for Granting a Patent for an Industrial Design issued by the Russian Patent Office in connection with Russian Application No. 2016503173; Jan. 13, 2017.
 Conclusion of Examination included in the Decision for Granting a Patent for an Industrial Design issued by the Russian Patent Office in connection with Russian Application No. 2016503174; Jan. 18, 2017.

* cited by examiner

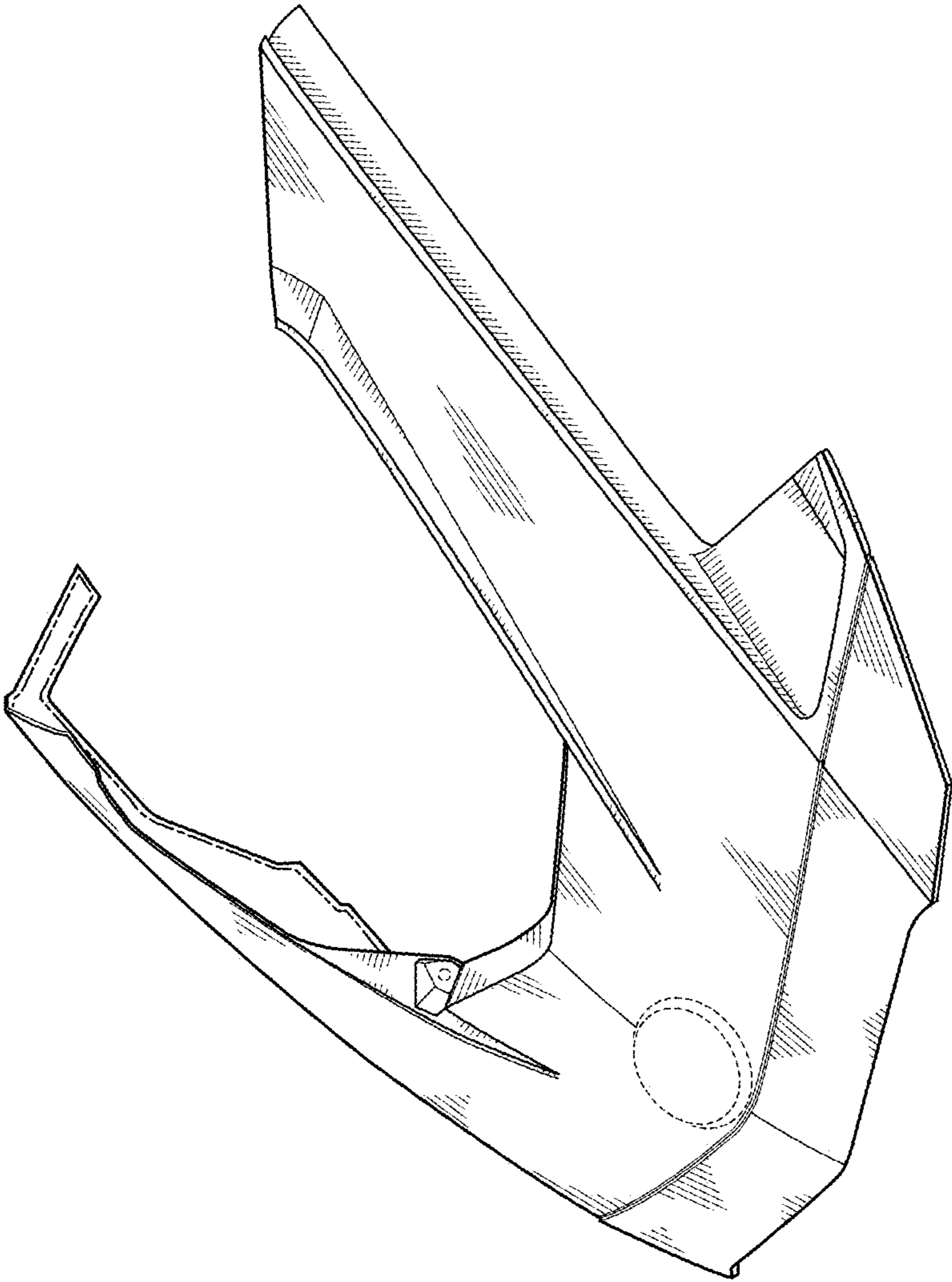


FIG. 1

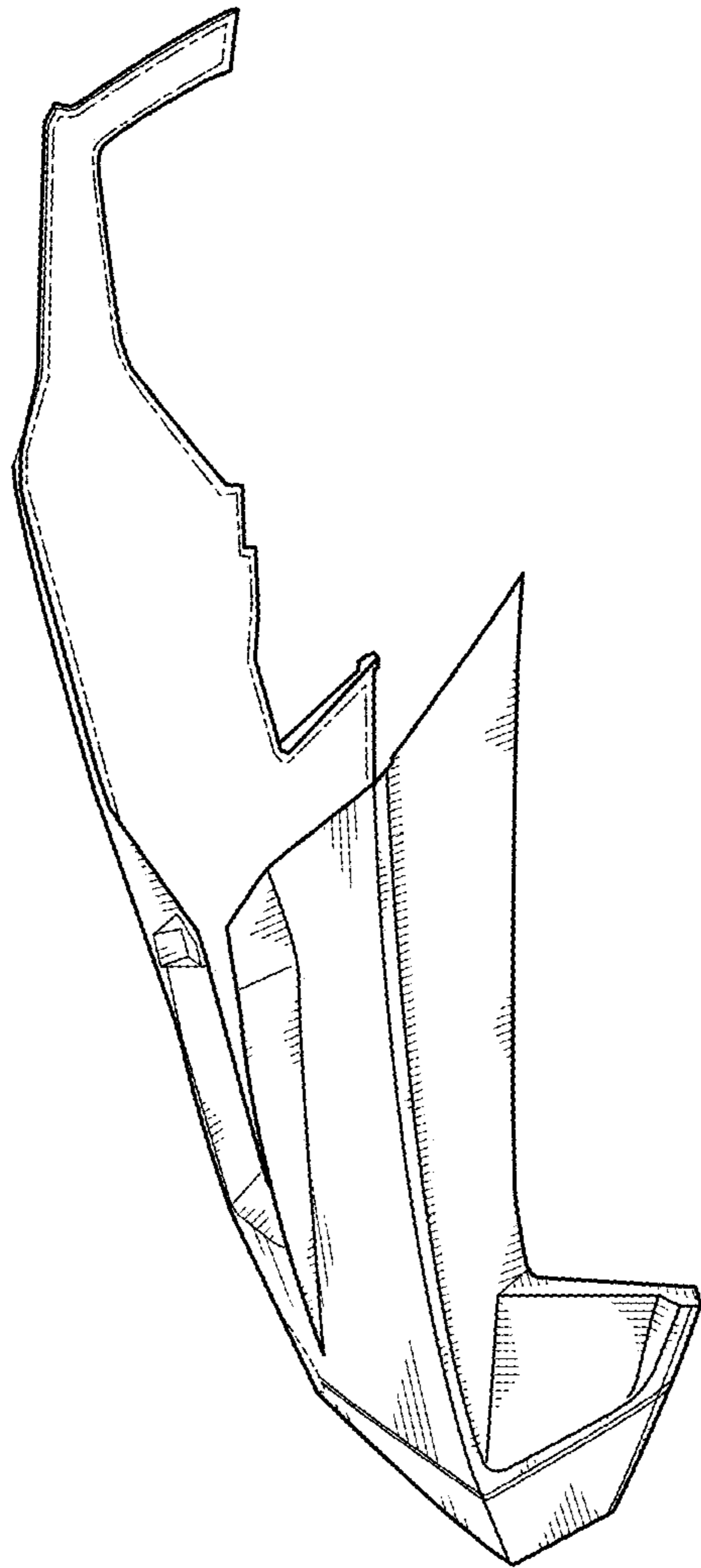


FIG. 2

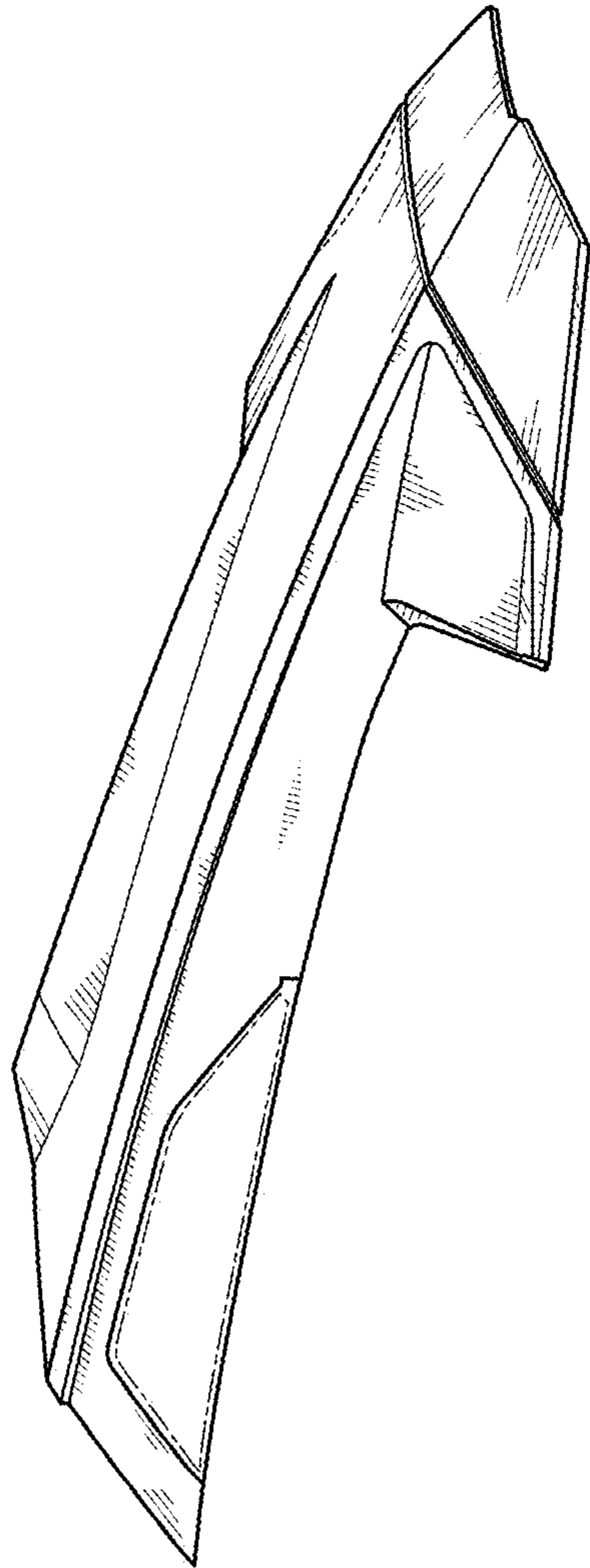


FIG.3

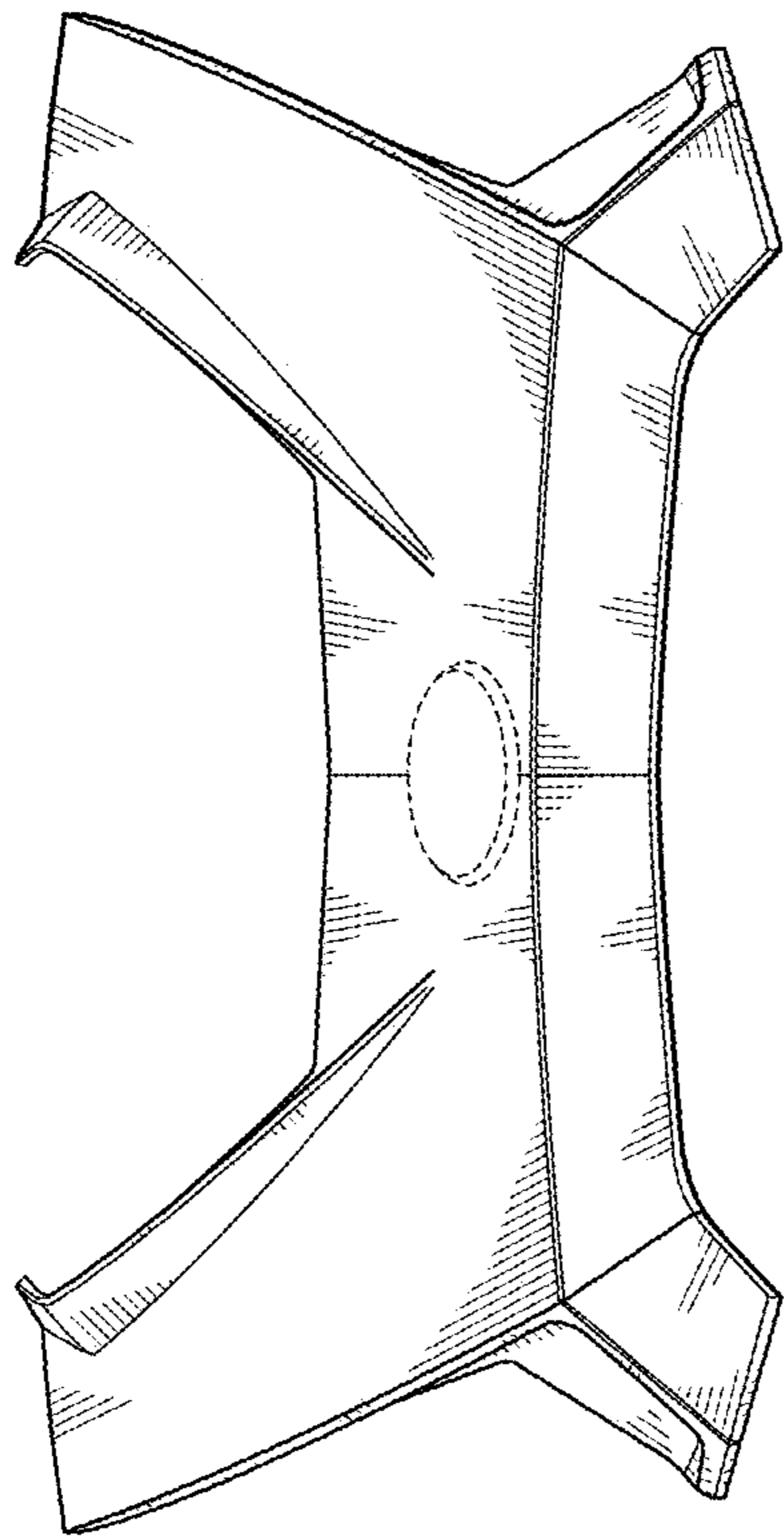


FIG.4

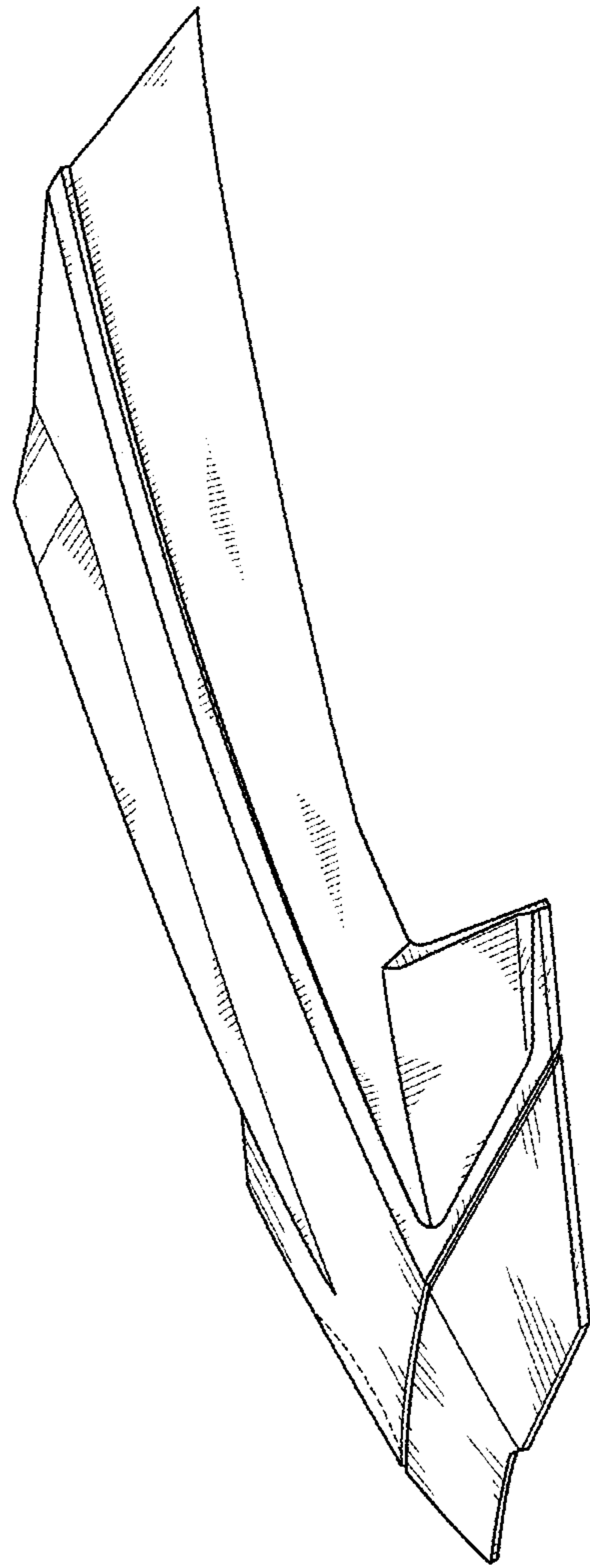


FIG. 5

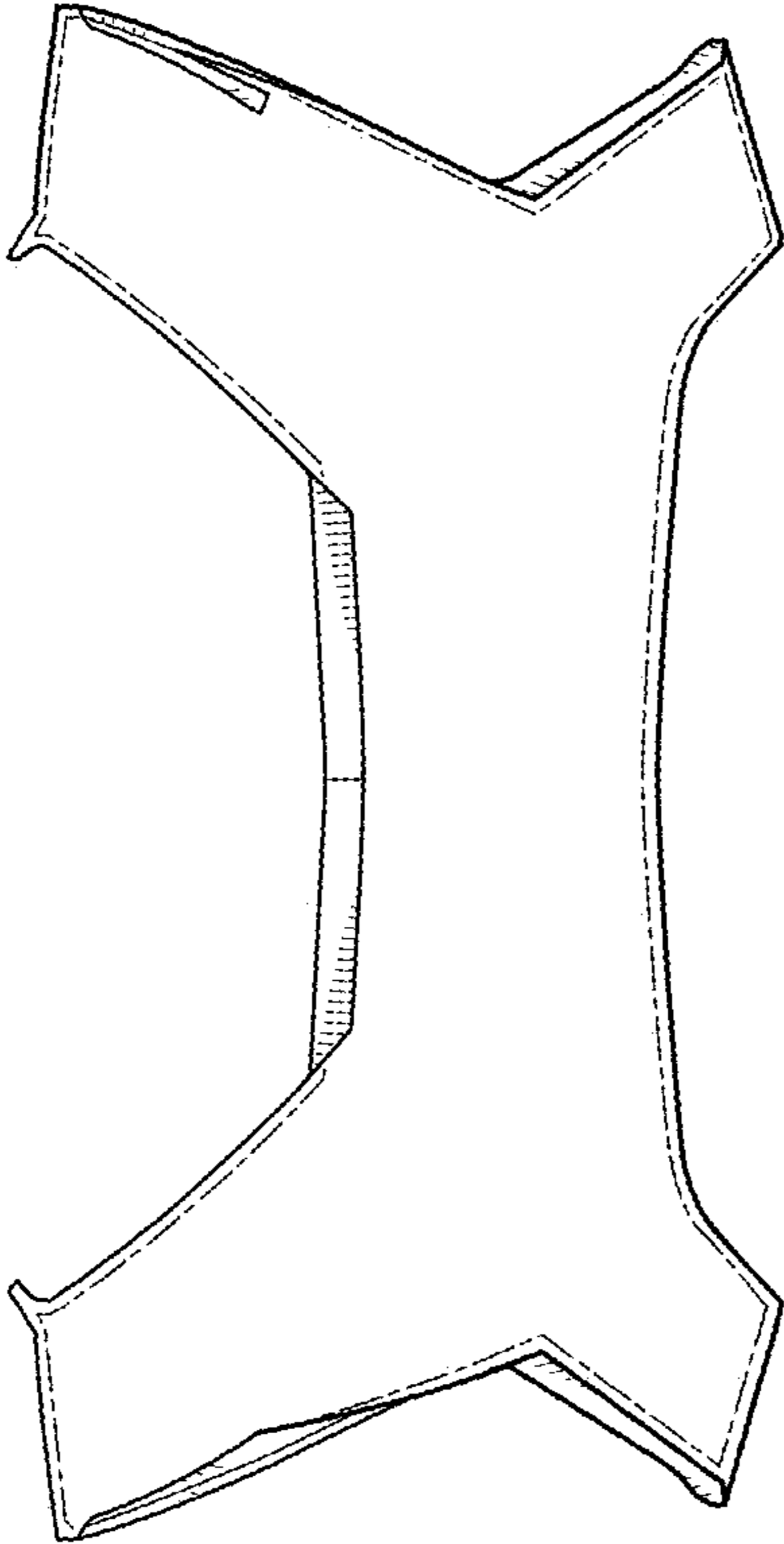


FIG. 6

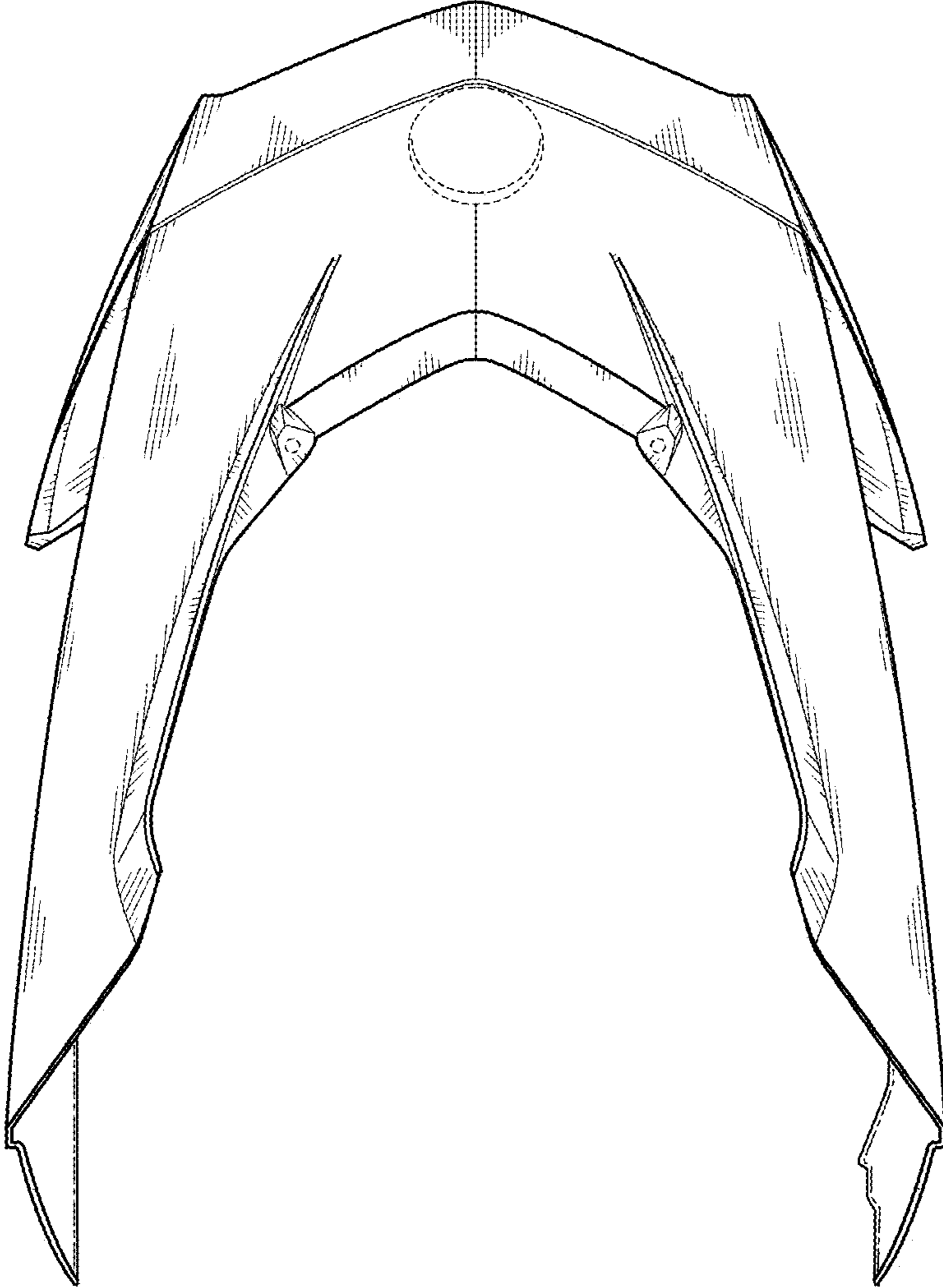


FIG. 7

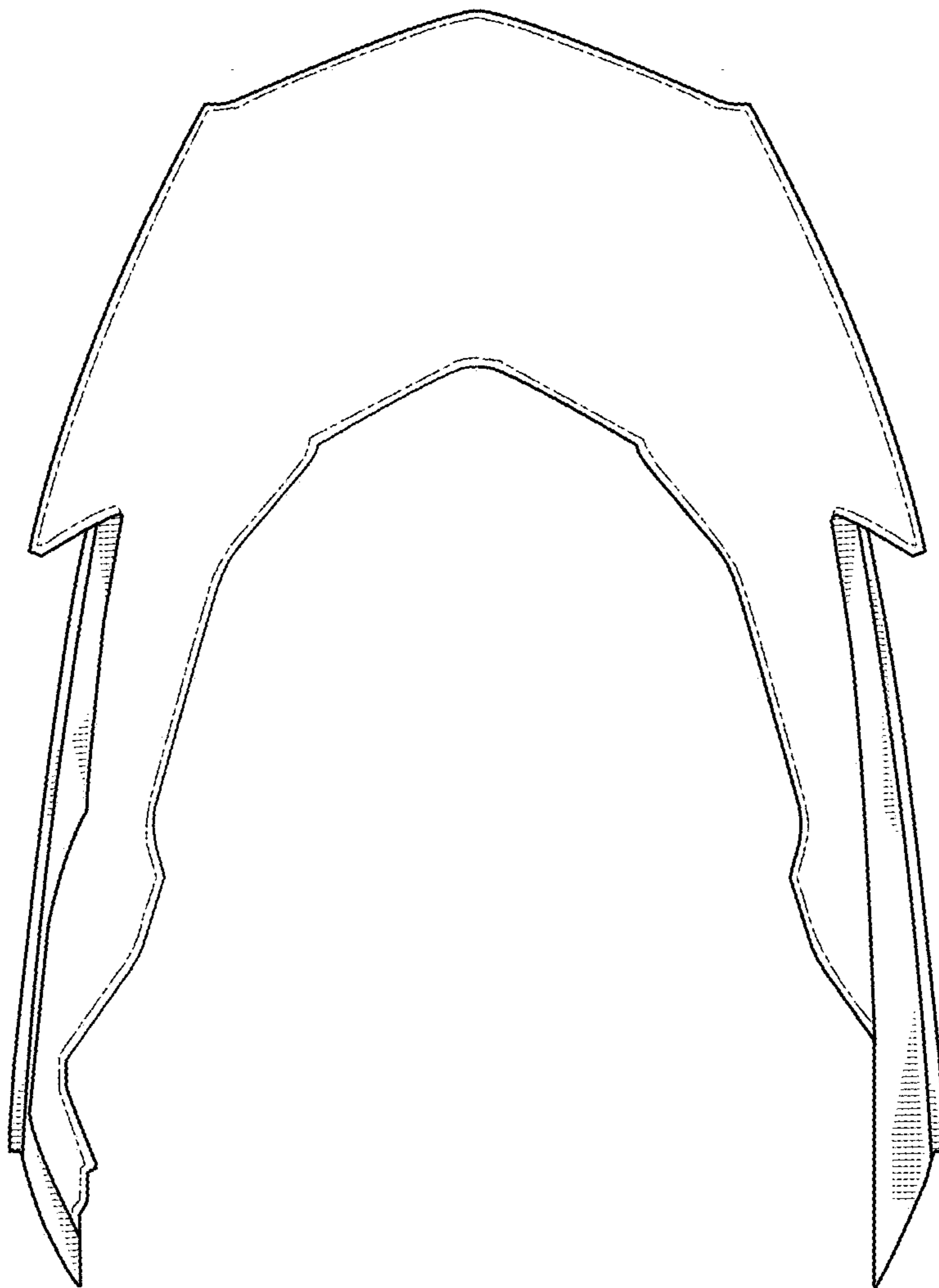


FIG. 8

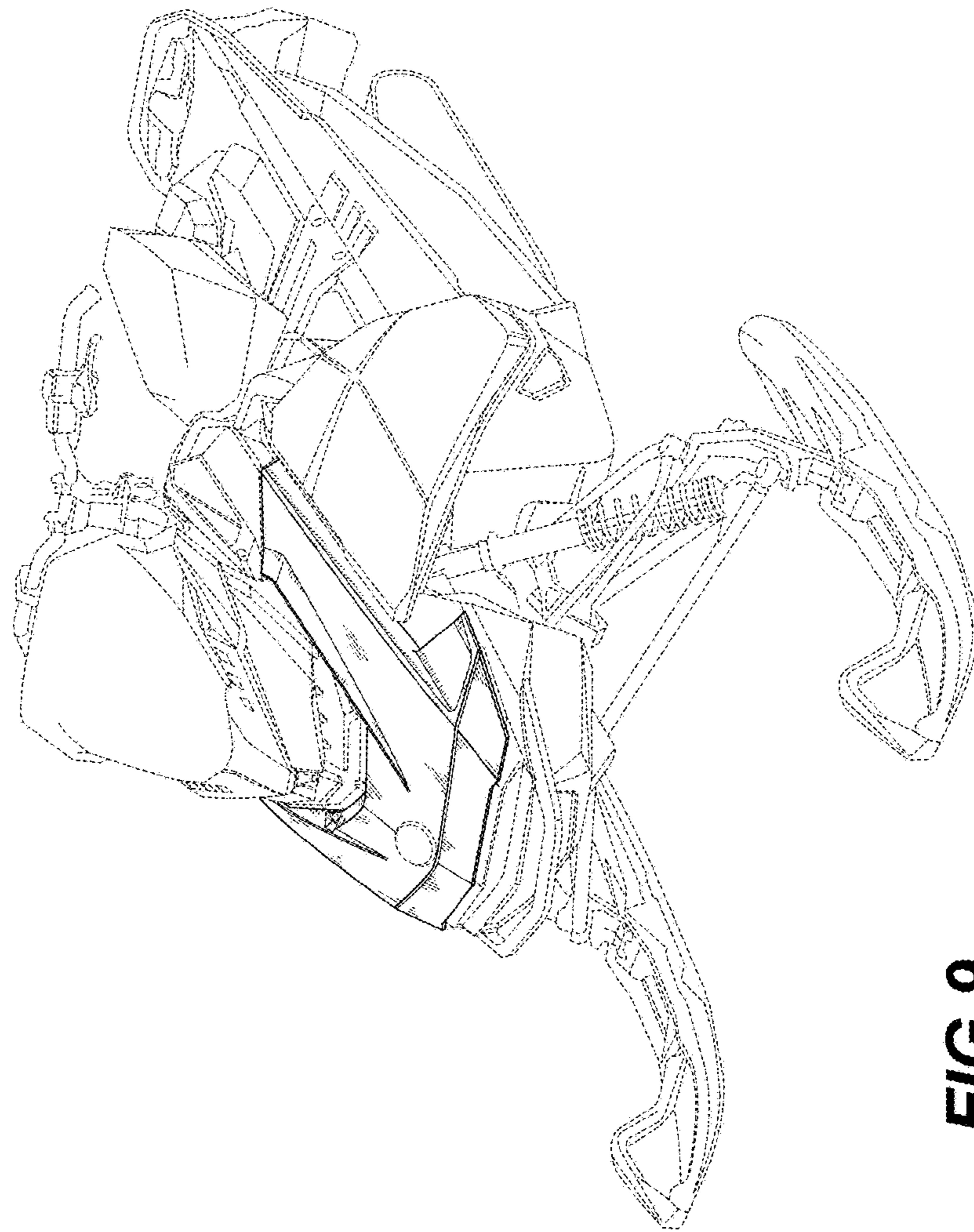


FIG. 9