



US00D802451S

(12) **United States Design Patent**
Gordon

(10) **Patent No.:** **US D802,451 S**

(45) **Date of Patent:** **** Nov. 14, 2017**

(54) **TAILSTOCK ALIGNMENT BAR**

(71) Applicant: **Sean Edward Gordon**, Tucson, AZ
(US)

(72) Inventor: **Sean Edward Gordon**, Tucson, AZ
(US)

(**) Term: **15 Years**

(21) Appl. No.: **29/561,489**

(22) Filed: **Apr. 15, 2016**

(51) **LOC (10) Cl.** **10-04**

(52) **U.S. Cl.**
USPC **D10/65**

(58) **Field of Classification Search**
USPC D10/64, 65
CPC B23Q 3/002; B23Q 3/005; B23Q 3/007;
B23Q 3/02; B23Q 3/10; B23Q 3/101;
B23Q 3/102; B23Q 3/103; B23Q 3/104;
B23Q 3/105; B23Q 3/106; B23Q 3/107;
B23Q 3/108; B23Q 3/15553; B23Q 3/18;
B23Q 3/183; B25B 11/02

See application file for complete search history.

(56) **References Cited**

U.S. PATENT DOCUMENTS

- 698,057 A * 4/1902 Ruhlman et al. B23Q 3/104
269/287
- 1,559,136 A * 10/1925 Walpole B41F 19/02
101/3.1

- D192,181 S * 2/1962 Kurtz D10/64
- D310,039 S * 8/1990 Sumich D10/64
- 5,007,302 A * 4/1991 Chen F16H 53/025
33/519
- D317,373 S * 6/1991 Turner 446/255
- 5,513,547 A * 5/1996 Lovelace B23Q 3/186
29/271
- 5,820,119 A * 10/1998 Chacon, Sr. B25B 11/02
269/20

* cited by examiner

Primary Examiner — Antoine D Davis

(74) *Attorney, Agent, or Firm* — Lyman Moulton, Esq.

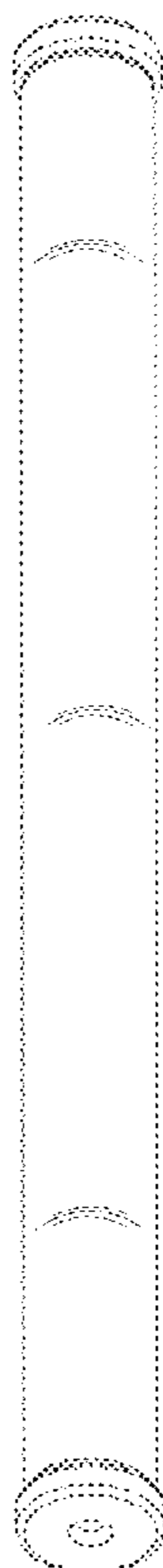
(57) **CLAIM**

The ornamental design for a tailstock alignment bar, as shown and described.

DESCRIPTION

FIG. 1 is a top left perspective view of a tailstock alignment bar showing my new design;
 FIG. 2 is a close-up split view of FIG. 1, the broken lines form no part of the new design;
 FIG. 3 is a top elevational view thereof;
 FIG. 4 is a close-up split view of FIG. 3, the broken lines form no part of the new design;
 FIG. 5 is a right end elevational view thereof; and,
 FIG. 6 is a left end elevational view thereof.

1 Claim, 3 Drawing Sheets






FIG. 1

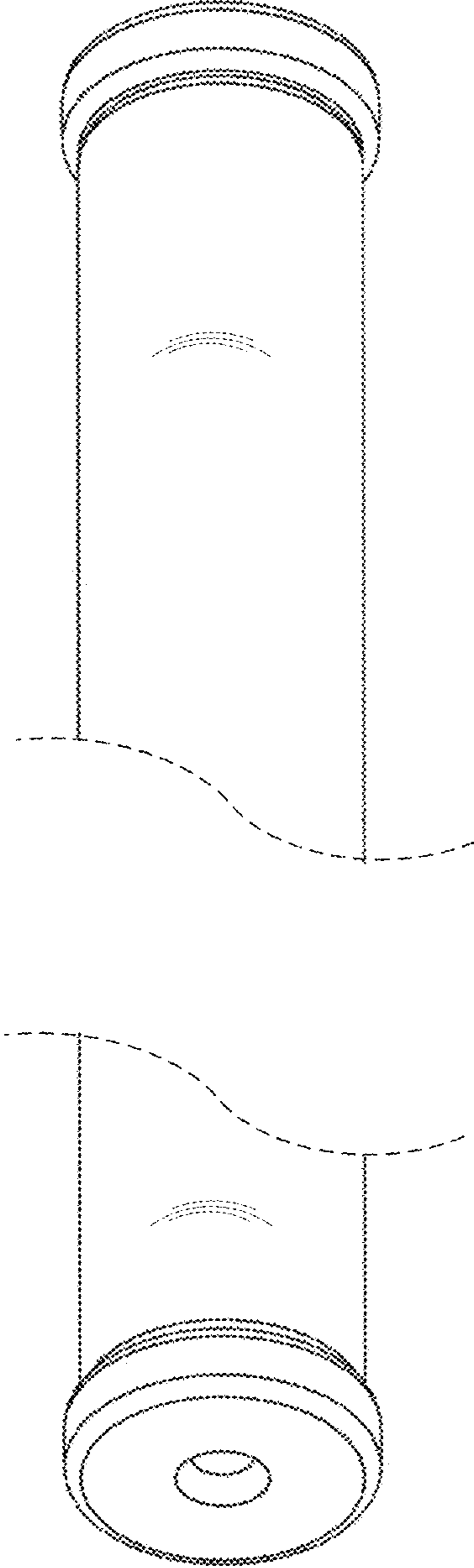


FIG. 2




FIG. 3

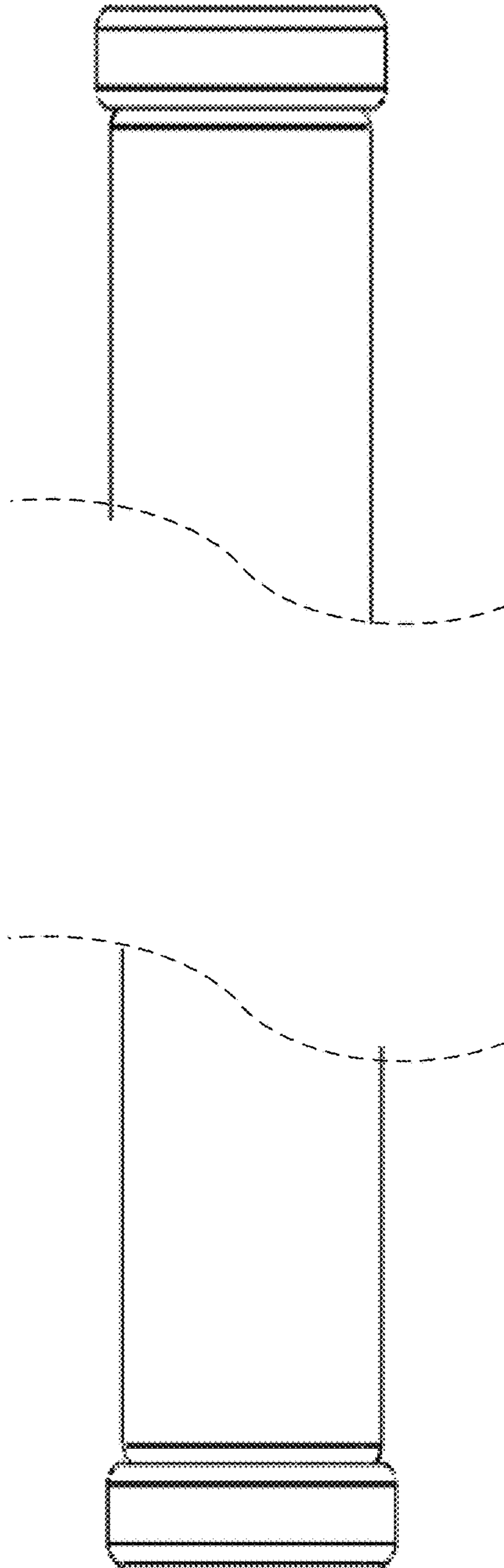


FIG. 4

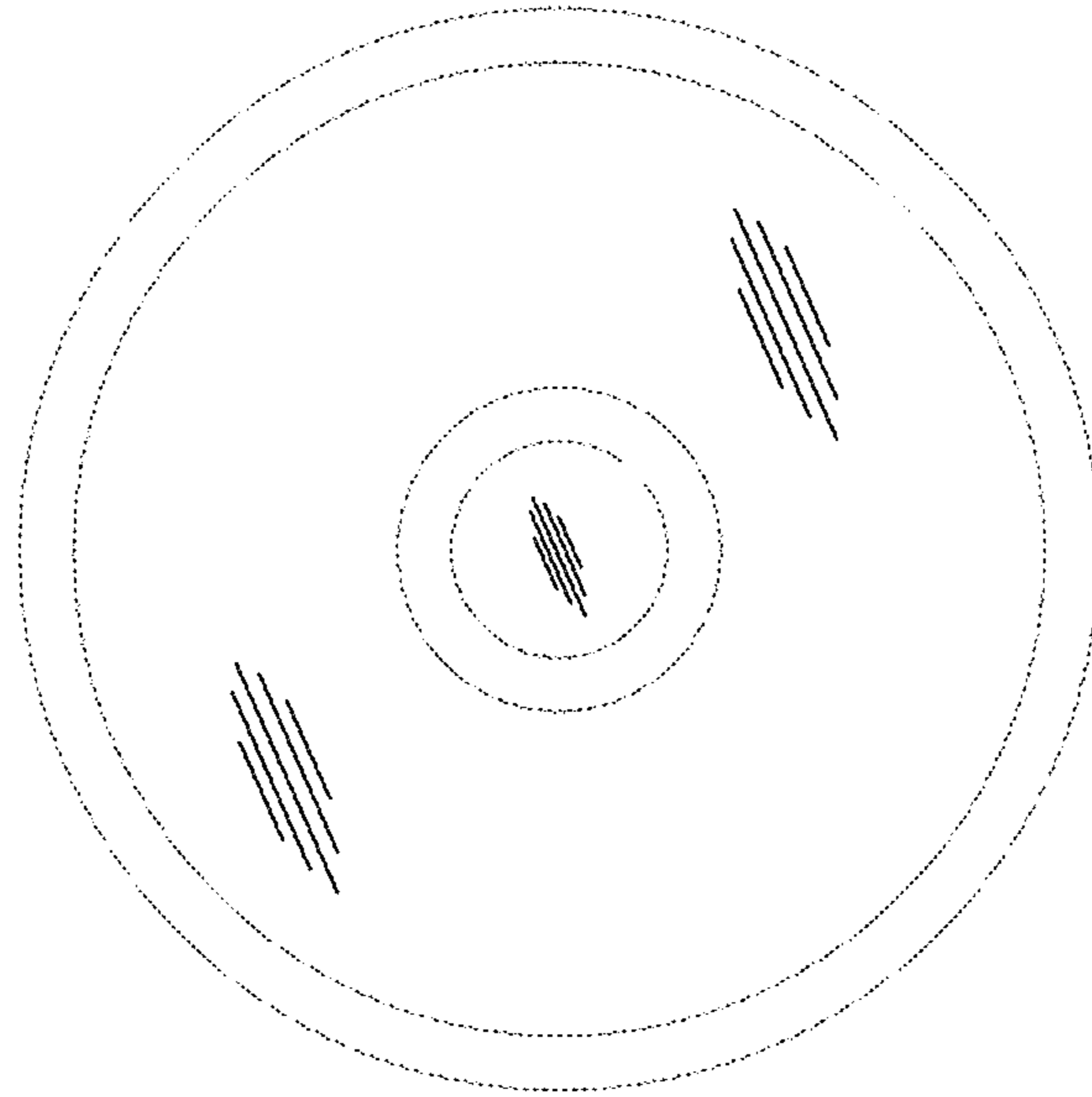


FIG. 5

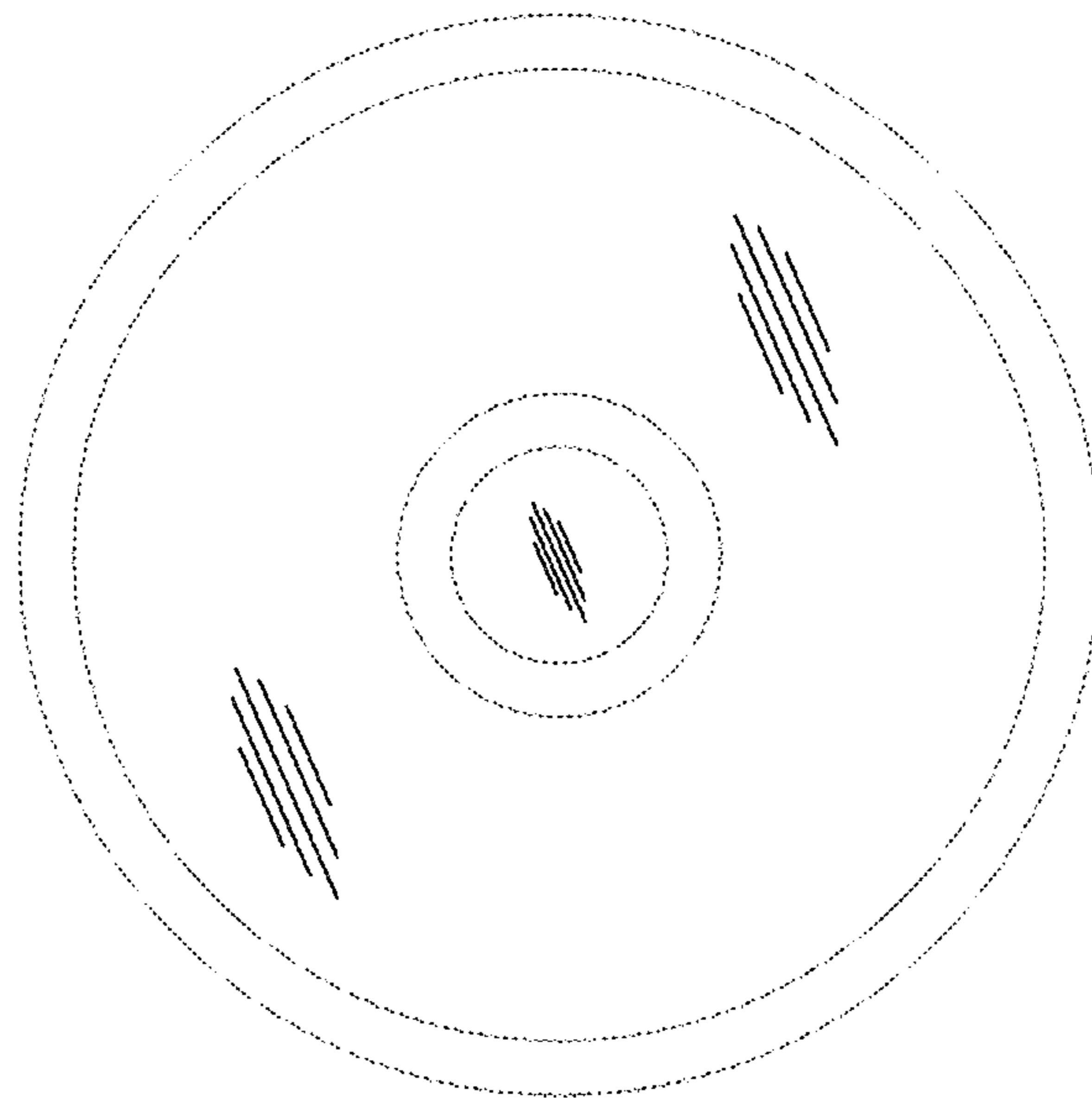


FIG. 6