



US00D802440S

(12) **United States Design Patent** (10) **Patent No.:** **US D802,440 S**  
**Richmond** (45) **Date of Patent:** **\*\* Nov. 14, 2017**

(54) **TUBE WITH CAP**

5/38; B65D 1/32; B65D 1/00; B65D 1/22; B65D 1/24; B65D 1/34; B65D 1/38

(71) Applicant: **The Boots Company plc**, Nottingham (GB)

See application file for complete search history.

(72) Inventor: **David Anthony Richmond**, London (GB)

(56) **References Cited**

(73) Assignee: **THE BOOTS COMPANY PLC**, Nottingham (GB)

U.S. PATENT DOCUMENTS

(\*\*) Term: **15 Years**

D401,138 S *	11/1998	Rosen .....	D9/697
D488,059 S *	4/2004	Mounier .....	D9/697
D547,671 S *	7/2007	Penfold .....	D9/697
D568,171 S *	5/2008	Kawashima .....	D9/699
D649,066 S *	11/2011	Arinsmier .....	D9/697
D736,082 S *	8/2015	Markle .....	D9/434
D766,099 S *	9/2016	Kim .....	D9/697
D766,100 S *	9/2016	Jung .....	D9/697

(21) Appl. No.: **29/574,112**

\* cited by examiner

(22) Filed: **Aug. 11, 2016**

(30) **Foreign Application Priority Data**

*Primary Examiner* — Abraham Bahta

Apr. 27, 2016 (EM) ..... 003096619-0008  
Apr. 27, 2016 (EM) ..... 003096619-0011

(74) *Attorney, Agent, or Firm* — Finnegan, Henderson, Farabow, Garrett & Dunner, LLP

(51) **LOC (10) Cl.** ..... **09-03**

(57) **CLAIM**

(52) **U.S. Cl.**

The ornamental design for a tube with cap, as shown and described.

USPC ..... **D9/695**

**DESCRIPTION**

(58) **Field of Classification Search**

The patent or application contains at least one drawing executed in color. Copies of this patent or patent application with color drawings(s) will be provided by the Office upon request and payment of the necessary fee.

USPC ..... D9/702-714, 695-699, 435, 440, 521, D9/454, 544, 723-724, 499, 449, D9/727-728, 442, 447, 504; 222/92, 96, 222/107, 527-529, 215, 491, 206, 222/212-213, 251, 95, 536; 206/438, 206/822; 220/DIG. 7, 669; 215/321, 215/381, 382, 316, 380; 141/114-115; D28/91.1, 76-78, 82, 88; D4/114; D3/202-205; D7/601-602

FIG. 1 is a front bottom perspective view of a tube with cap showing my new design;

FIG. 2 is a front elevation view thereof;

FIG. 3 is a rear elevation view thereof;

FIG. 4 is a right side view thereof;


FIG. 5 is a left side view thereof;

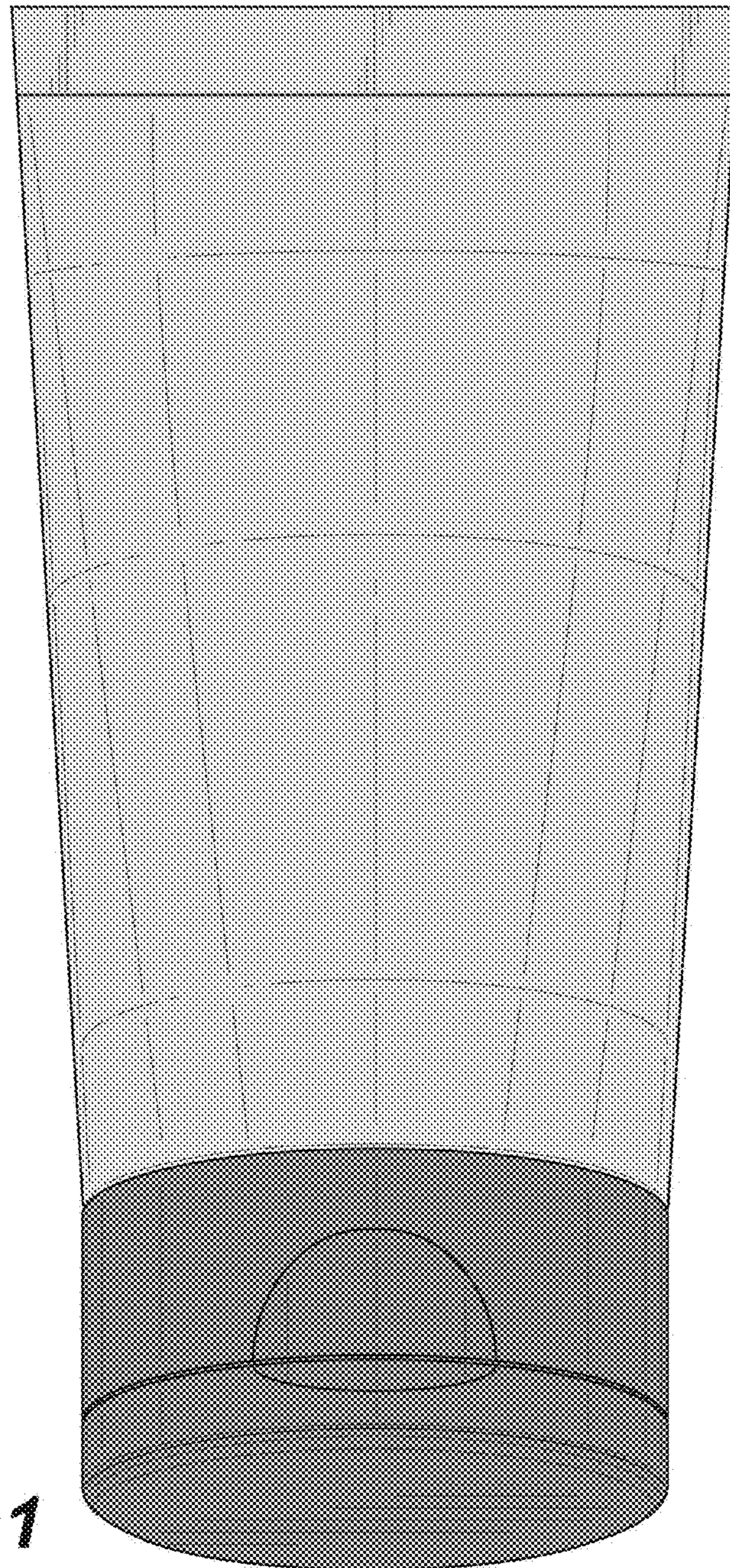
FIG. 6 is a bottom plan view thereof; and,

FIG. 7 is a top plan view thereof.

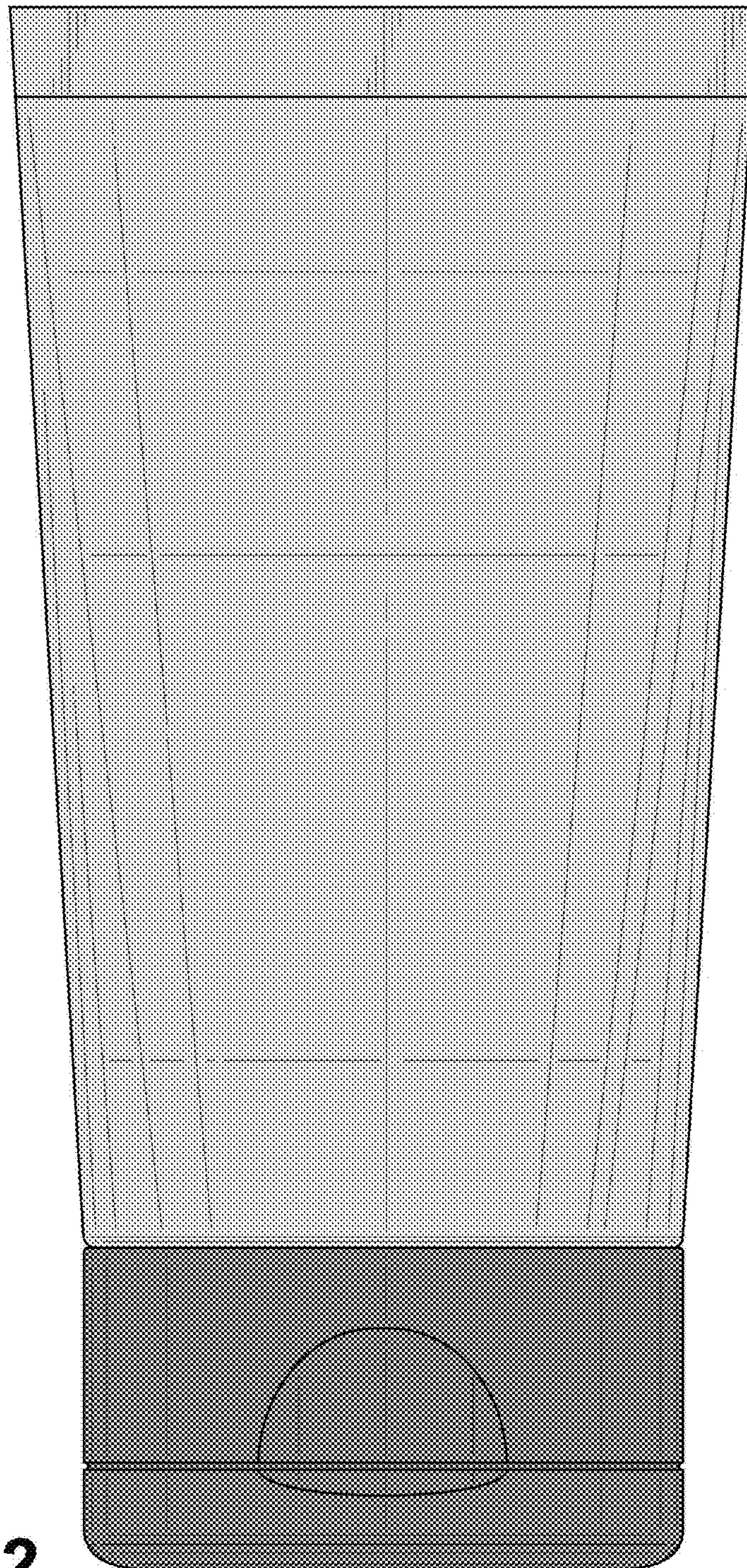
CPC ..... B65D 35/00; B65D 35/28; B65D 35/02; B65D 35/04; B65D 35/08; B65D 35/36; B65D 35/38; B65D 5/00; B65D 5/001; B65D 5/0227; B65D 5/0254; B65D 5/0045; B65D 5/18; B65D 5/2033; B65D

**1 Claim, 6 Drawing Sheets**  
**(6 of 6 Drawing Sheet(s) Filed in Color)**

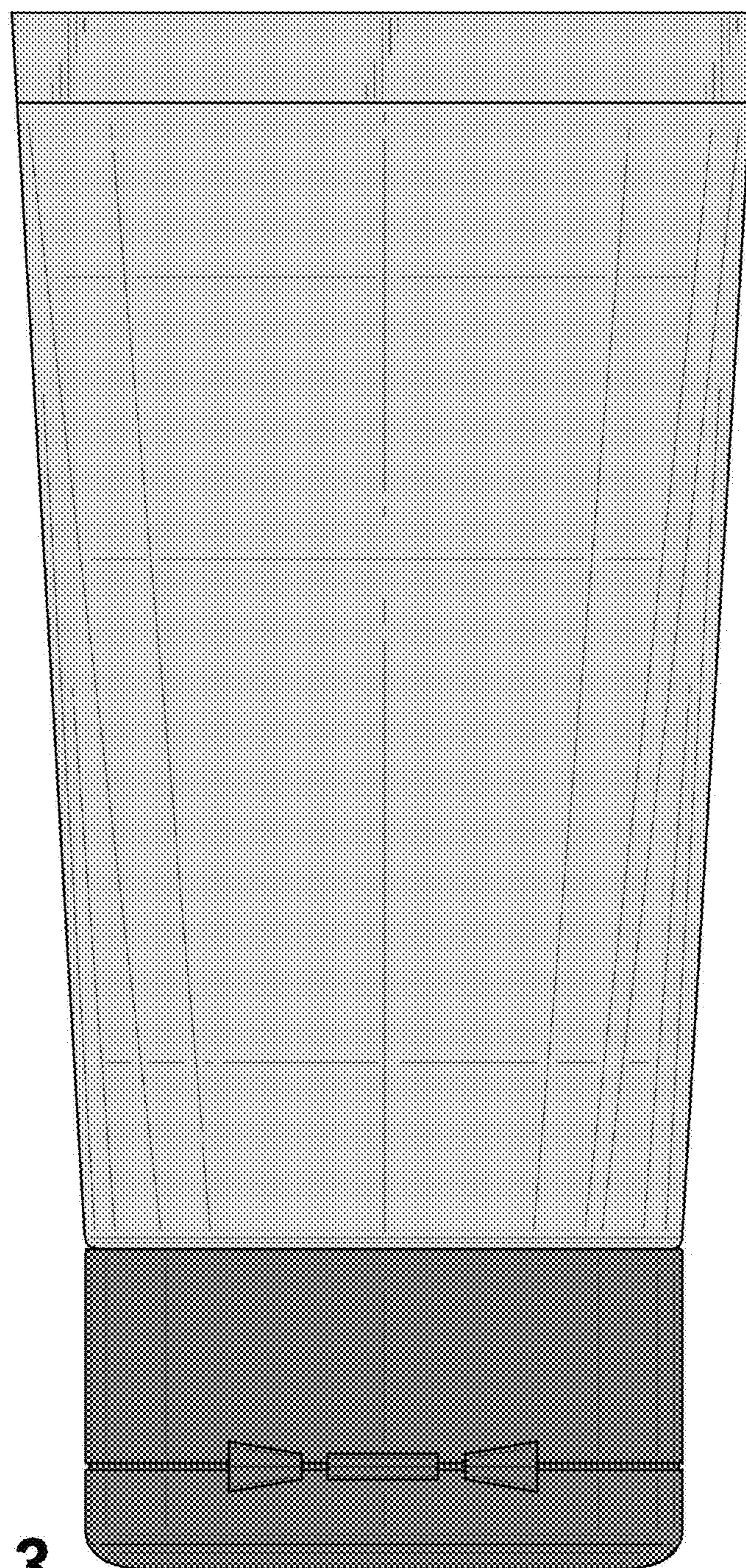




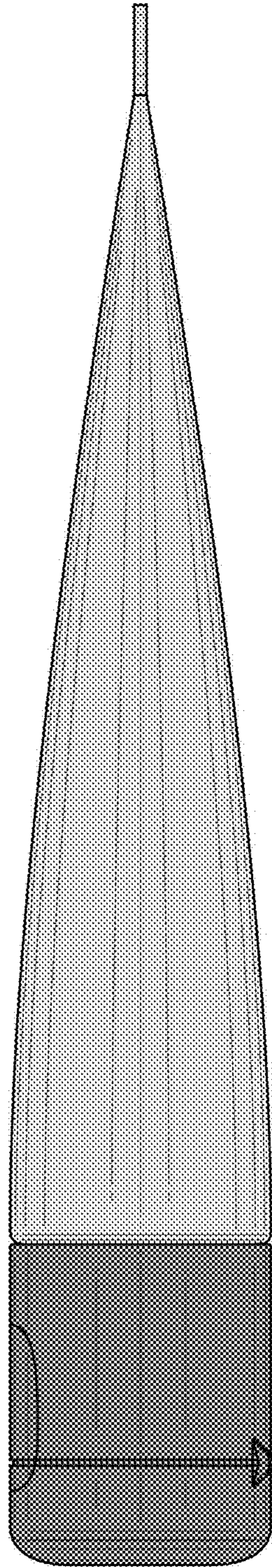
**FIG. 1**



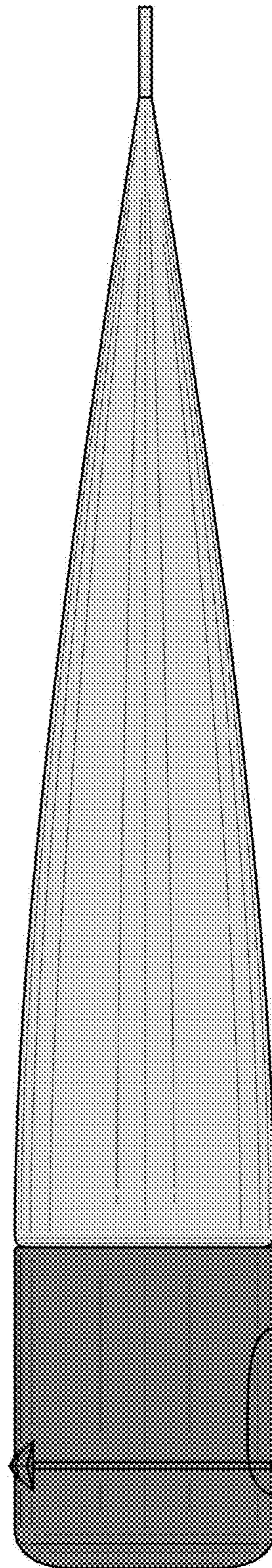
**FIG. 2**




**FIG. 3**



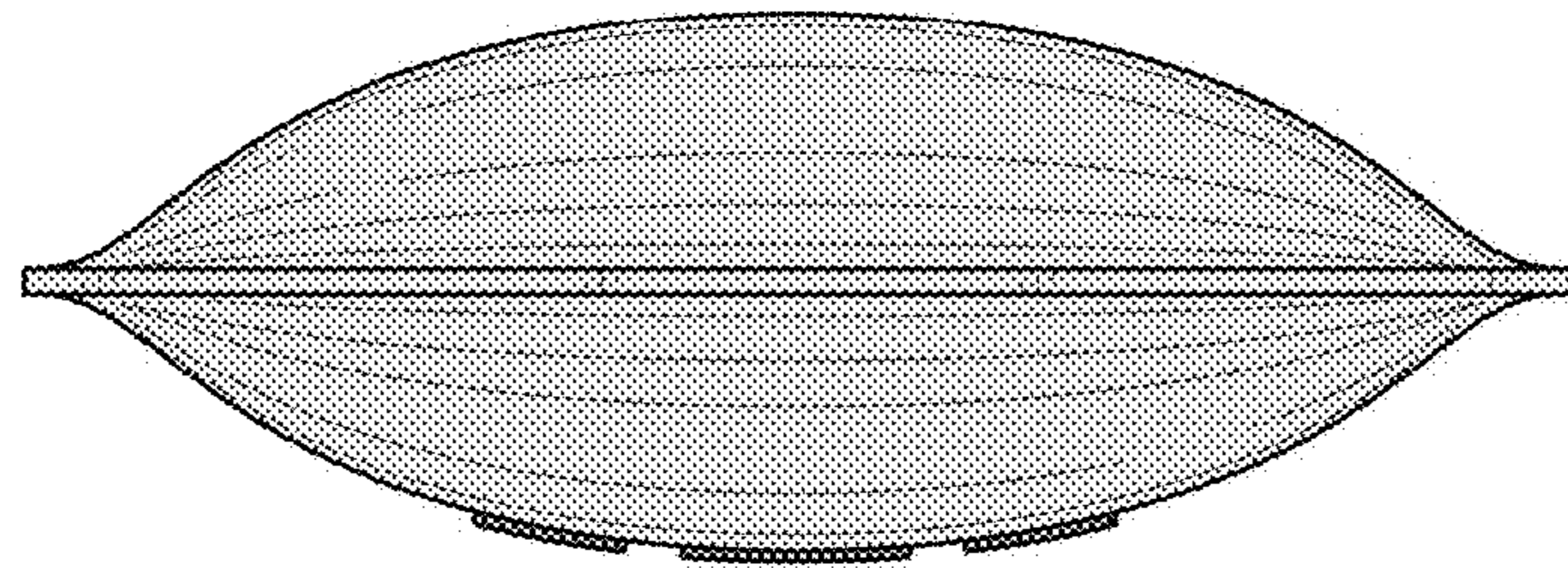
**FIG. 4**



**FIG. 5**



**FIG. 6**



**FIG. 7**