



US00D802399S

(12) **United States Design Patent** (10) **Patent No.:** **US D802,399 S**
Ward (45) **Date of Patent:** **** Nov. 14, 2017**

- (54) **DRAIN PIPE POT HANGER**
- (71) Applicant: **W’innovate LTD**, Nottinghamshire (GB)
- (72) Inventor: **Oliver Ward**, Petersborough (GB)
- (73) Assignee: **W’Innovate Ltd.**, Nottinghamshire (GB)
- (**) Term: **15 Years**
- (21) Appl. No.: **29/562,886**
- (22) Filed: **Apr. 29, 2016**
- (51) **LOC (10) Cl.** **08-05**
- (52) **U.S. Cl.**
USPC **D8/367**
- (58) **Field of Classification Search**
USPC D8/367, 354, 349, 394, 372; D3/228;
224/247, 197
CPC F16L 3/13; F16L 3/26; A47G 23/0225;
A47G 25/06; A47G 1/16; A47F 5/0846;
A47F 5/02; H02G 11/003; D06F 55/00;
E04H 17/10; A45F 5/02; F16B 45/02
See application file for complete search history.

(56) **References Cited**

U.S. PATENT DOCUMENTS

D272,717 S *	2/1984	Faidide	D8/367
D468,997 S *	1/2003	Chang	D8/356
D702,110 S *	4/2014	Gobbi	D8/356
D755,612 S *	5/2016	Cooper	D8/367
D758,172 S *	6/2016	Hung	D8/367

D765,493 S *	9/2016	Spater	D8/356
D765,497 S *	9/2016	Petzl	D8/356
D766,071 S *	9/2016	Spater	D8/356
D767,977 S *	10/2016	Man	D8/367
D778,145 S *	2/2017	Smith	D8/367
D785,317 S *	5/2017	Grossman	D3/208
D786,049 S *	5/2017	Austin	D8/356
D788,572 S *	6/2017	Votel	D8/356
2002/0050032 A1 *	5/2002	Carnall	F16B 45/02 24/600.2
2009/0000086 A1 *	1/2009	Bing	F16B 45/06 24/592.11
2016/0230804 A1 *	8/2016	Huang	F16B 45/02
2016/0255918 A1 *	9/2016	Grossman	F16B 45/02

* cited by examiner

Primary Examiner — Cynthia Underwood

(74) *Attorney, Agent, or Firm* — Thomas | Horstemeyer, LLP

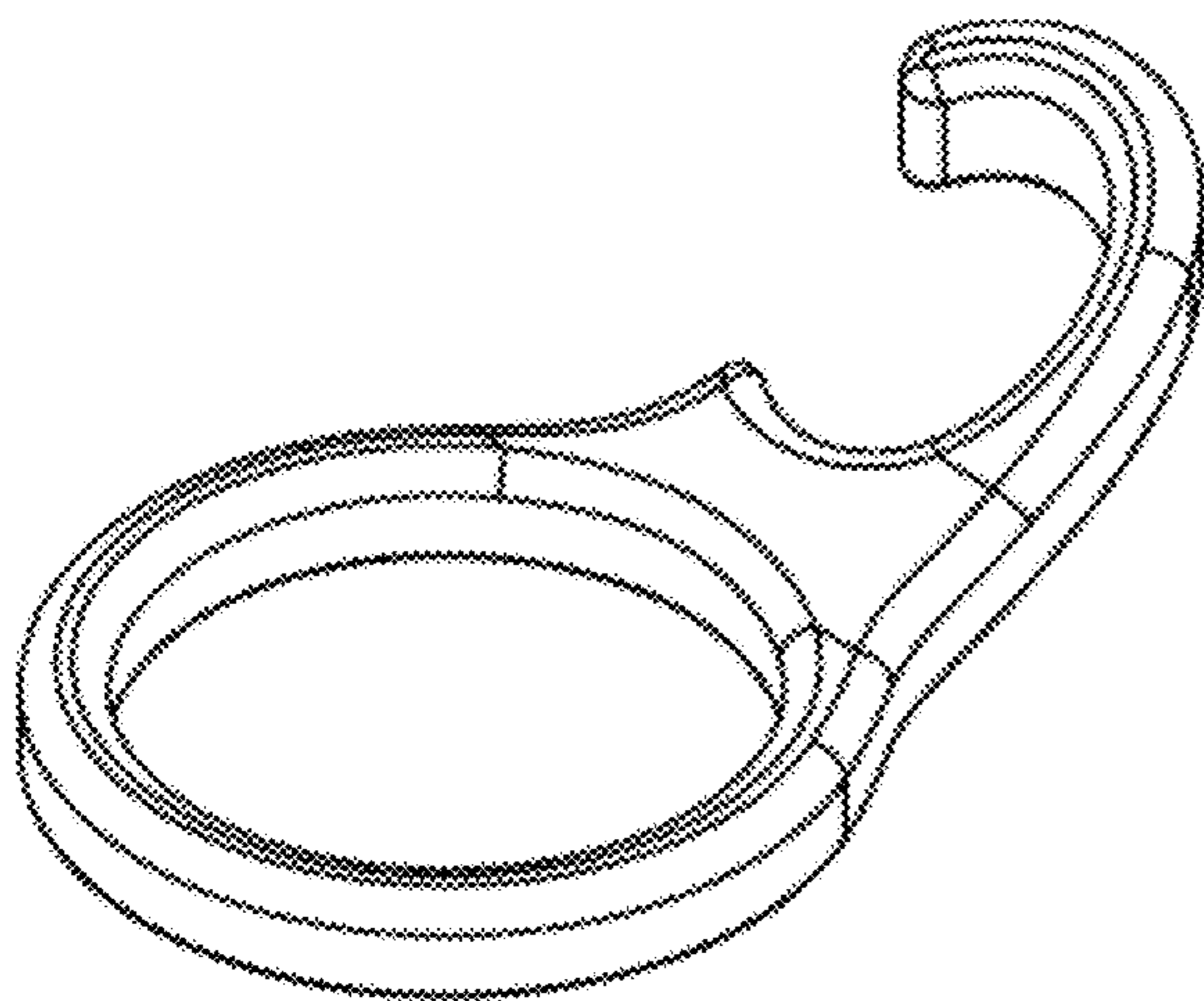
(57) **CLAIM**

The ornamental design for a drain pipe pot hanger, as shown and described.

DESCRIPTION

This application is related to U.K. Design No. 4,040,714, entitled “Drain Pipe Pot Hanger,” filed on Apr. 30, 2015, which is incorporated by reference in its entirety herein. FIG. 1 is a front perspective view of a drain pipe pot hanger; FIG. 2 is a top view of the drain pipe pot hanger; FIG. 3 is a bottom view of the drain pipe pot hanger; FIG. 4 is a front view of the drain pipe pot hanger; and, FIG. 5 is a side view of the drain pipe pot hanger.

1 Claim, 4 Drawing Sheets



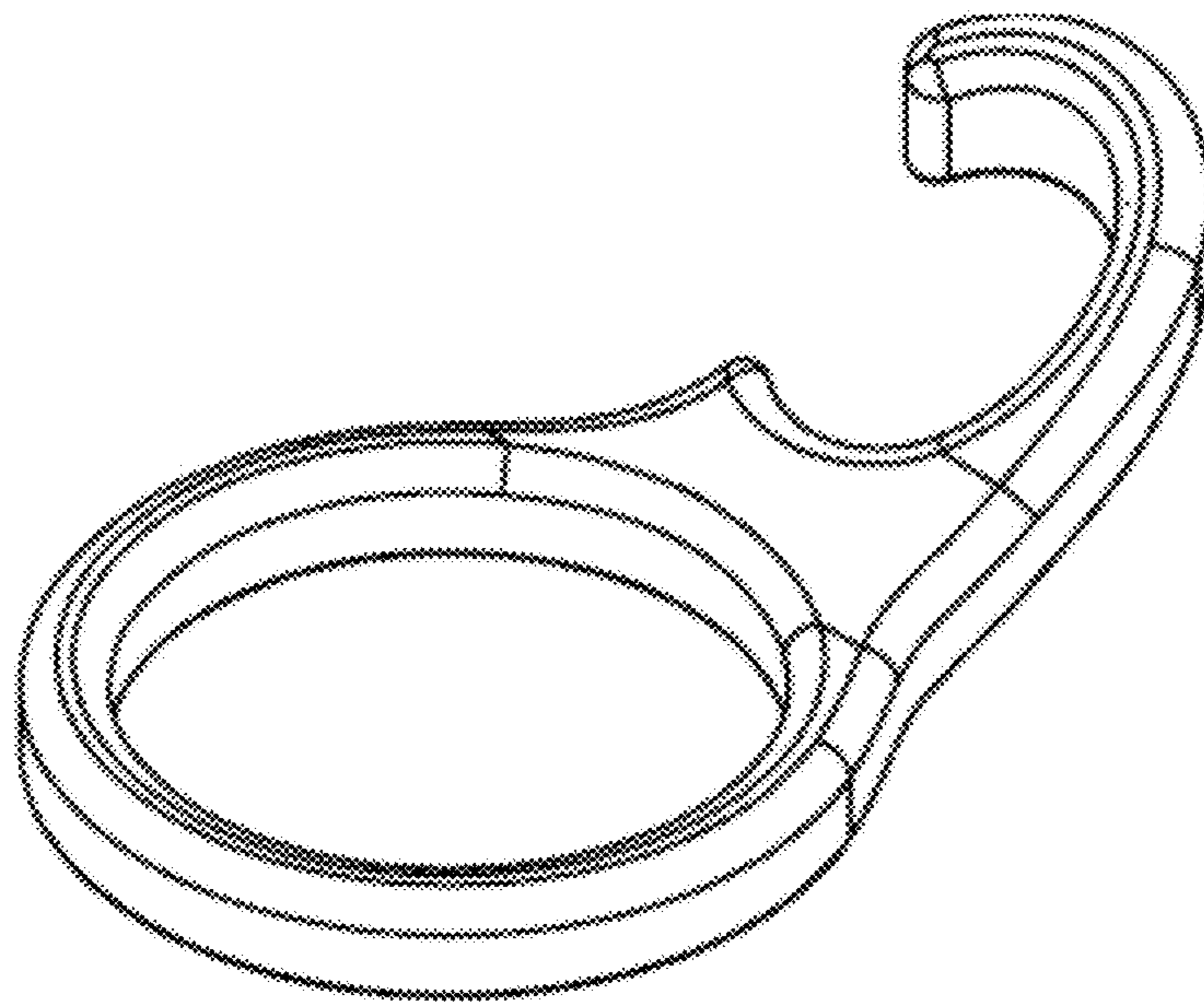


FIG. 1

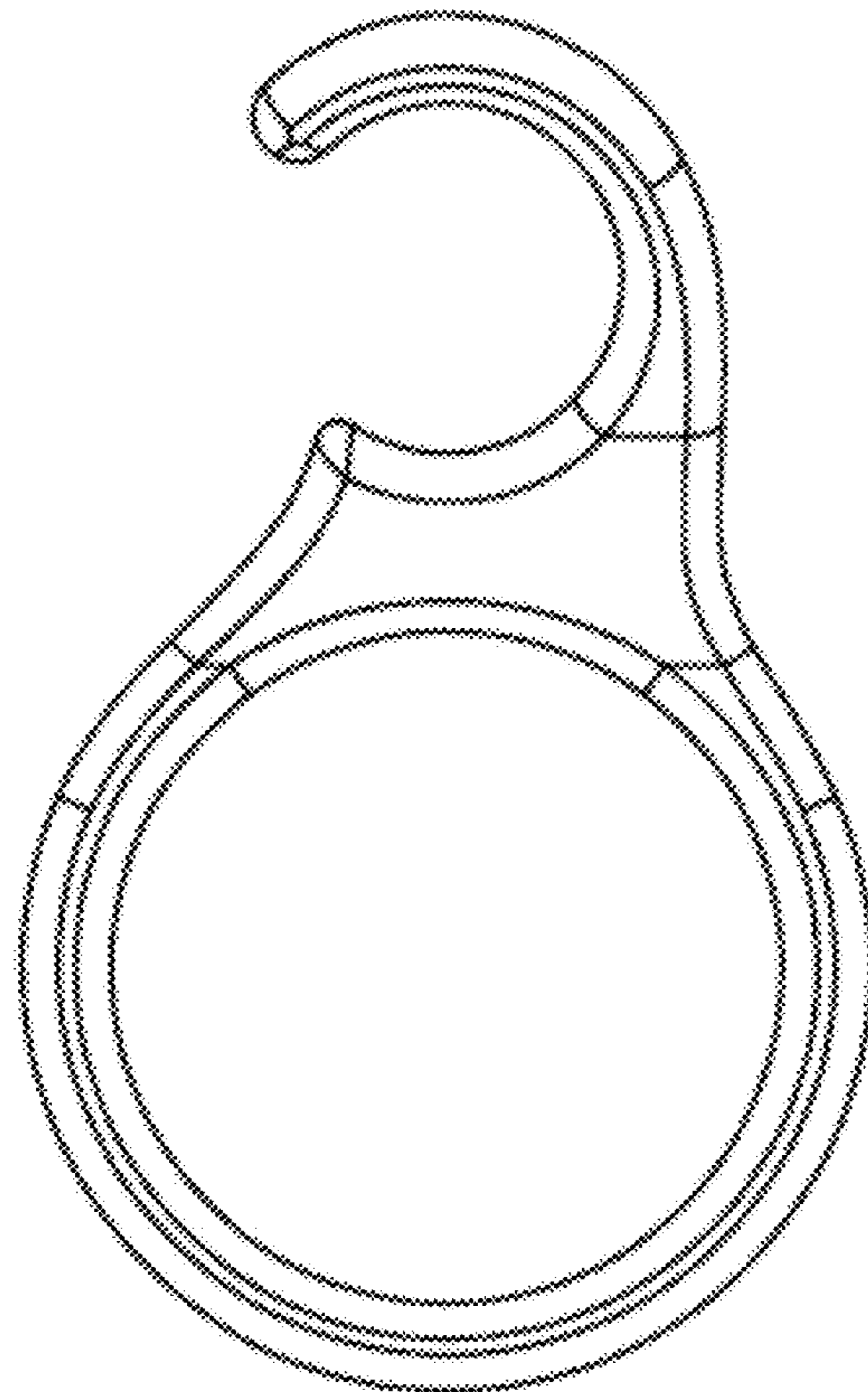


FIG. 2

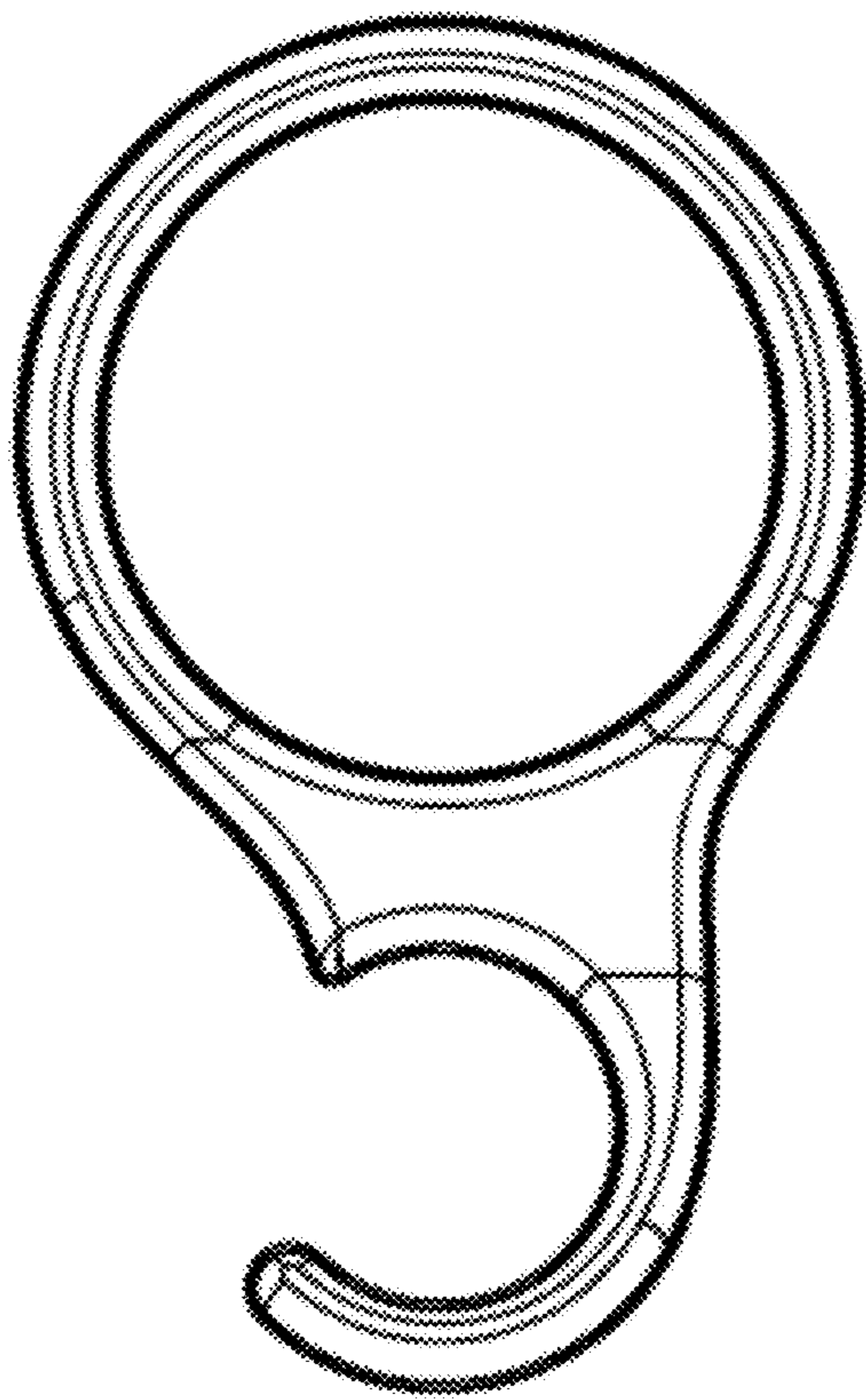


FIG. 3

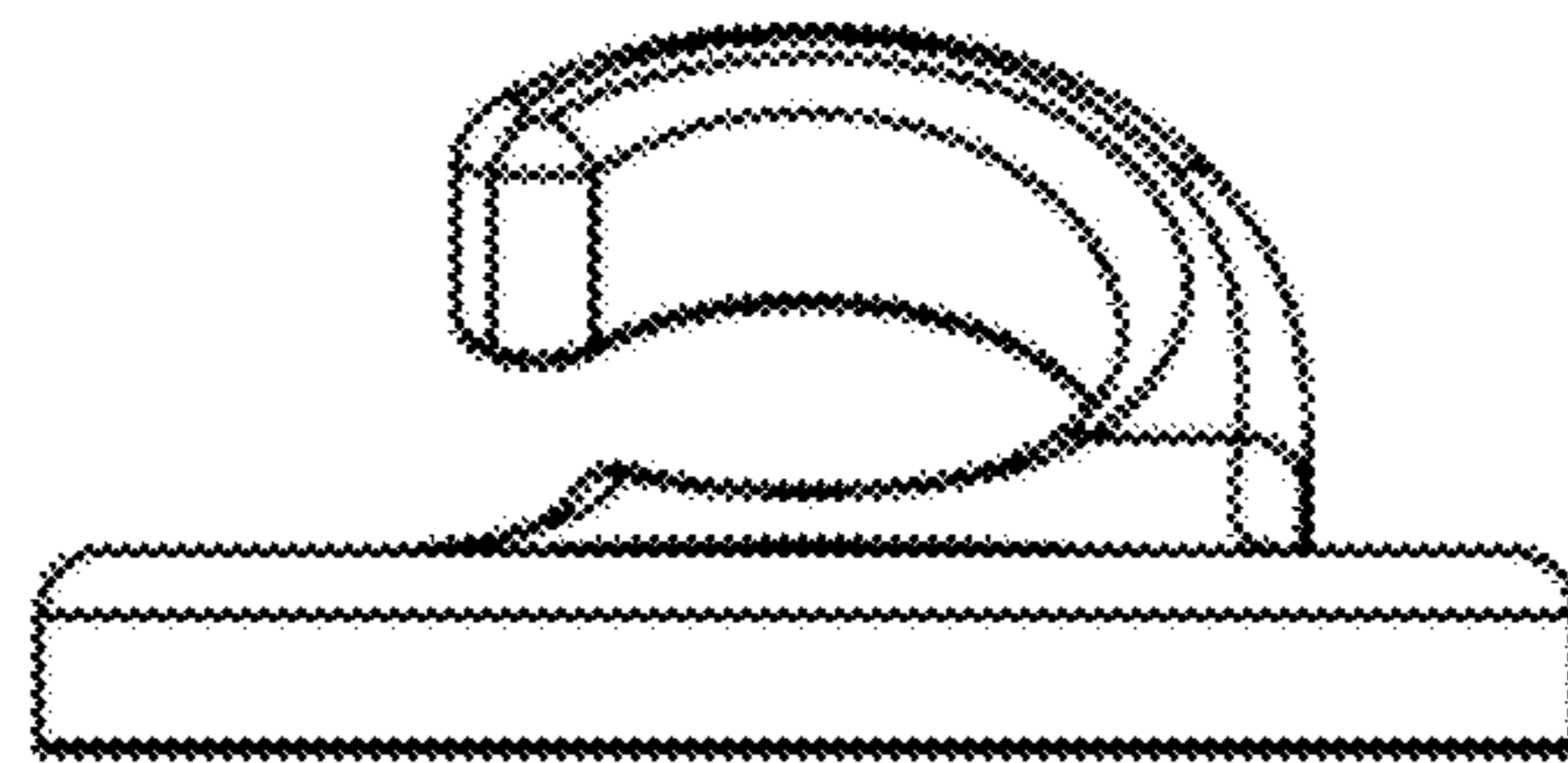


FIG. 4



FIG. 5