



US00D802386S

(12) **United States Design Patent** (10) **Patent No.:** **US D802,386 S**  
**Robinson et al.** (45) **Date of Patent:** **\*\* \*Nov. 14, 2017**

- (54) **ASYMMETRICAL BLADE FOR HARVESTING VEGETABLES**
- (71) Applicant: **Andrew Smith Company**, Spreckels, CA (US)
- (72) Inventors: **David P. Robinson**, Salinas, CA (US);  
**Randy Wilson**, Salinas, CA (US);  
**Marvin Beleu**, Chualar, CA (US)
- (73) Assignee: **Andrew Smith Company**, Spreckels, CA (US)

2,251,048 A *	7/1941	Garland .....	A01B 1/06 172/372
D197,241 S *	12/1963	Grant .....	D8/9
D308,004 S *	5/1990	Dawley .....	D8/11
D349,223 S *	8/1994	Nyffeler .....	D8/11
D362,601 S *	9/1995	Jackson .....	D8/9
D376,966 S *	12/1996	Bartlett .....	D8/11
D474,659 S *	5/2003	Sulier .....	D8/9
D562,092 S *	2/2008	Roberson .....	D8/11
D613,135 S *	4/2010	Donald et al. ....	D8/7
D698,619 S *	2/2014	Schnabel .....	D8/11
D703,013 S *	4/2014	Firth .....	D8/1
D717,135 S *	11/2014	Robinson .....	D8/7

\* cited by examiner

- (\*) Notice: This patent is subject to a terminal disclaimer.
- (\*\*) Term: **14 Years**

*Primary Examiner* — Sheryl Lane  
(74) *Attorney, Agent, or Firm* — Temmerman Law Office;  
Mathew J. Temmerman

- (21) Appl. No.: **29/508,448**
- (22) Filed: **Nov. 6, 2014**
- (51) **LOC (10) Cl.** ..... **08-01**
- (52) **U.S. Cl.**  
USPC ..... **D8/7**
- (58) **Field of Classification Search**  
USPC ..... D8/1, 7, 9, 11, 12; 172/376, 371-375,  
172/380-381; 7/114; 294/53.5  
CPC ..... A01B 39/19; A01B 39/18; A01B 1/16;  
A01B 1/06; A01B 1/08; A01B 1/20  
See application file for complete search history.

(57) **CLAIM**

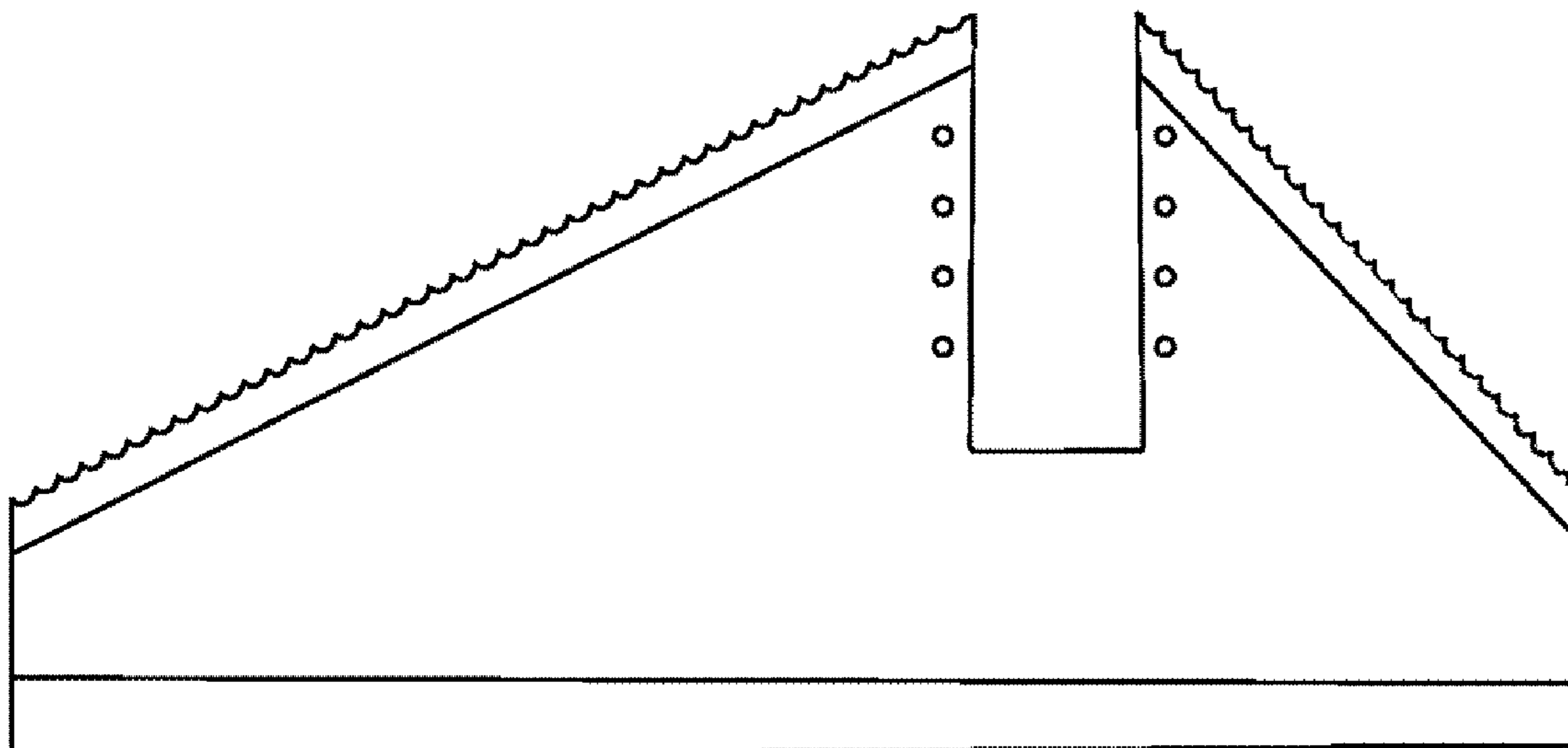
We claim the ornamental design for an improved asymmetrical blade for harvesting vegetables, as shown and described.

**DESCRIPTION**

FIG. 1 is a front view of the asymmetrical blade for harvesting vegetables;  
FIG. 2 is a Rear view thereof;  
FIG. 3 is a Top Perspective View thereof;  
FIG. 4 is a Side Perspective View thereof;  
FIG. 5 is a Top View thereof;  
FIG. 6 is a Bottom View thereof;  
FIG. 7 is a Left Side View thereof; and,  
FIG. 8 is a Right Side View thereof.

- (56) **References Cited**  
U.S. PATENT DOCUMENTS  
1,946,006 A \* 2/1934 Struckmeyer ..... A01B 1/06  
172/375  
D115,309 S \* 6/1939 Council ..... D8/9

**1 Claim, 4 Drawing Sheets**



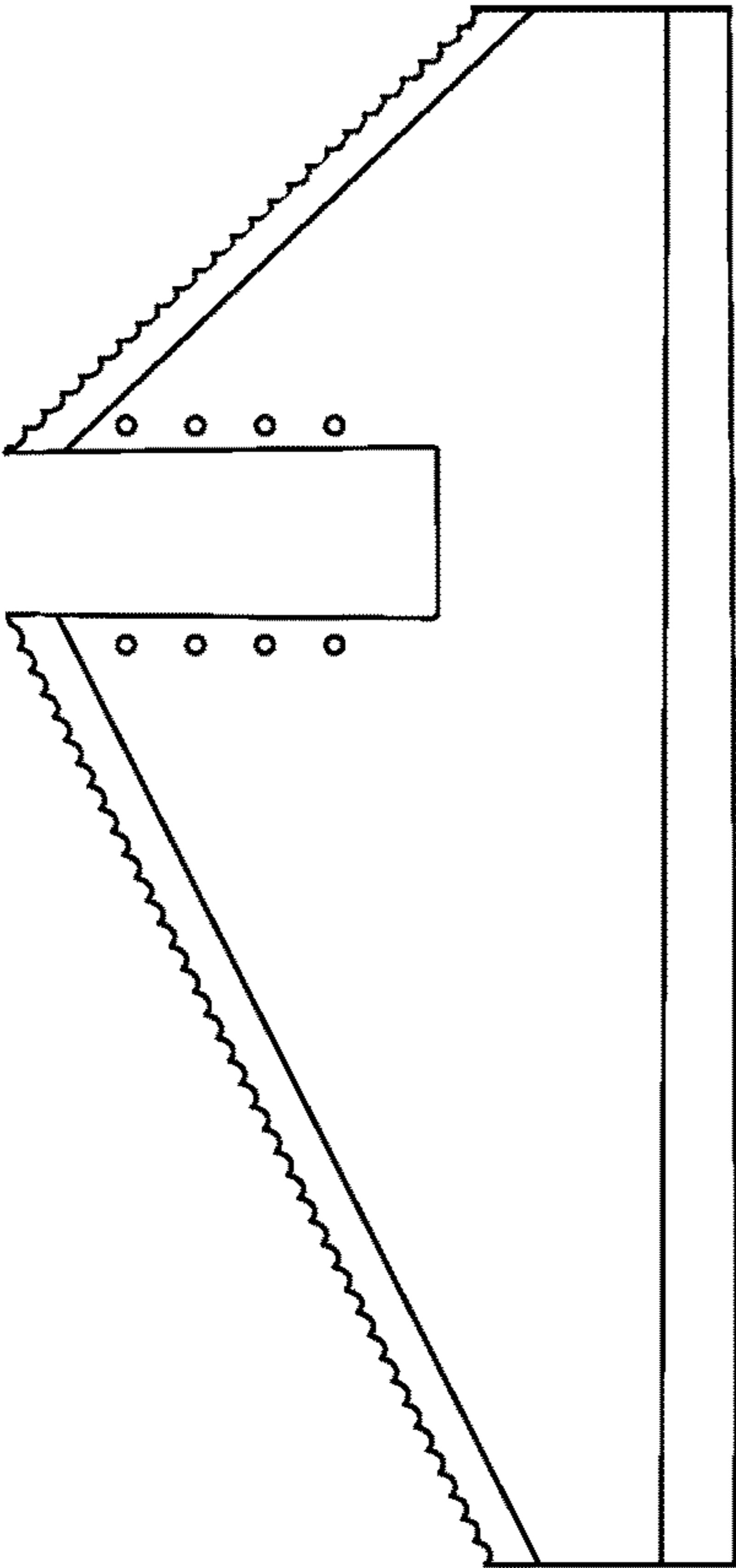


FIG. 1

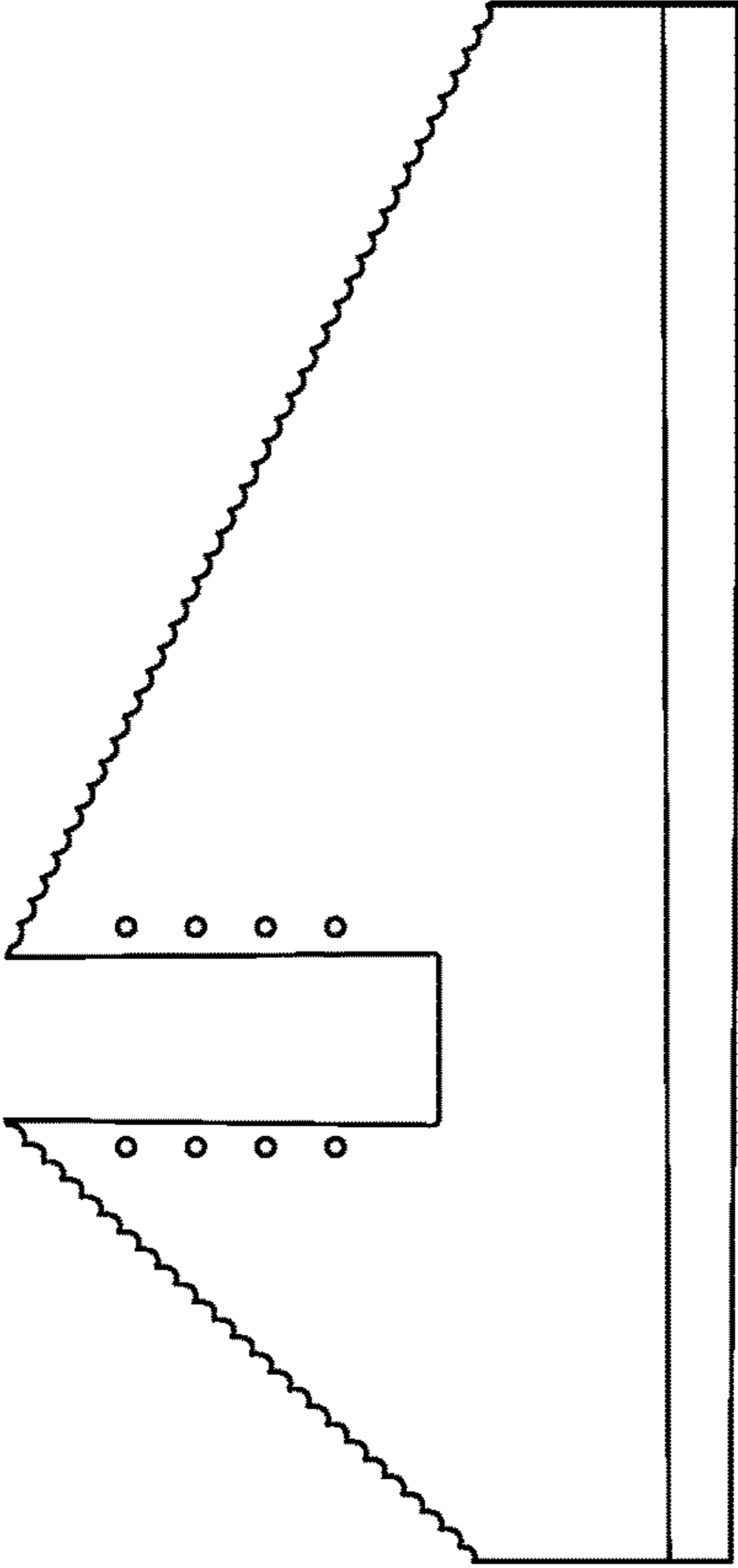


FIG. 2

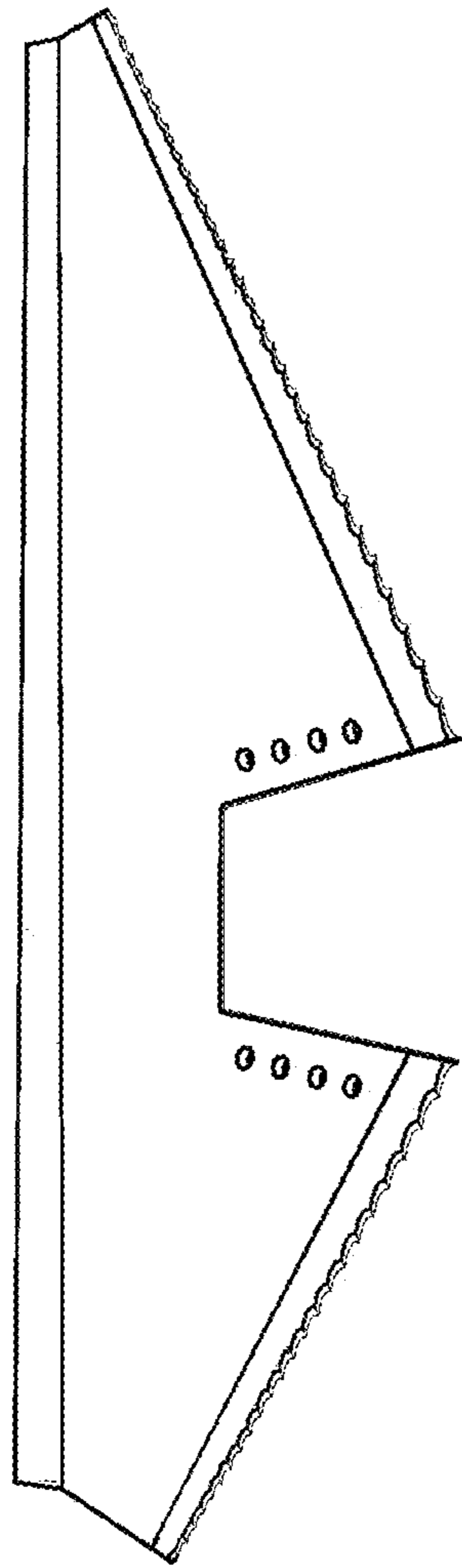


FIG. 3

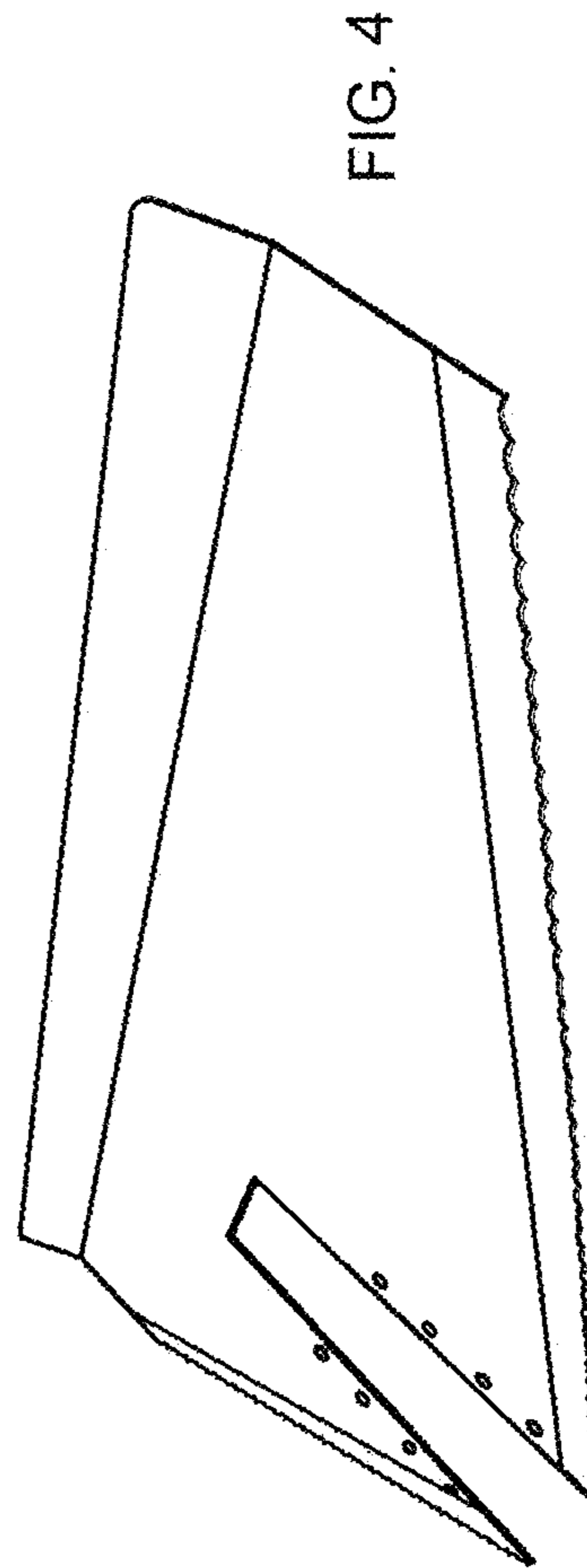


FIG. 4

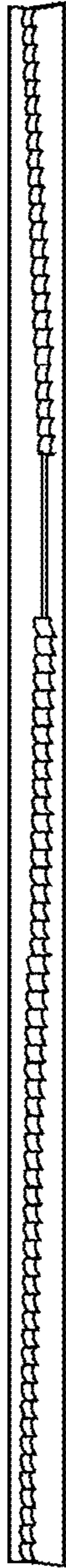


FIG. 5



FIG. 6

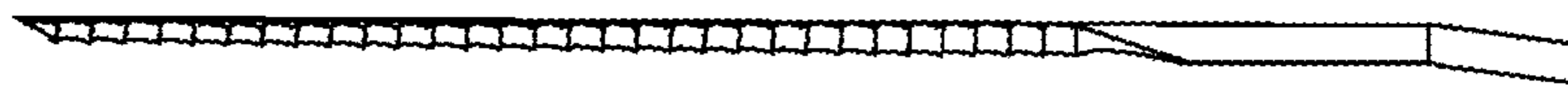


FIG. 8




FIG. 7