

US00D802368S

(12) **United States Design Patent**
Peng

(10) **Patent No.:** **US D802,368 S**

(45) **Date of Patent:** **** Nov. 14, 2017**

(54) **FOOD TRAY**

(71) Applicant: **Pandian Peng**, Shenzhen (CN)

(72) Inventor: **Pandian Peng**, Shenzhen (CN)

(**) Term: **15 Years**

(21) Appl. No.: **29/557,509**

(22) Filed: **Mar. 9, 2016**

(51) **LOC (10) Cl.** **07-01**

(52) **U.S. Cl.**
USPC **D7/553.2**

(58) **Field of Classification Search**

USPC D7/505, 550.1, 553.1, 553.2, 553.3,
D7/554.3, 554.4, 555, 566; D9/424, 432,
D9/756, 757, 758, 761; D30/130
CPC B65D 1/34; B65D 21/00; B65D 21/02;
B65D 21/0233

See application file for complete search history.

(56) **References Cited**

U.S. PATENT DOCUMENTS

D592,013 S * 5/2009 Bizzell D7/553.4
D734,098 S * 7/2015 Breton D7/553.6

D737,102 S * 8/2015 Hand D7/542
D739,181 S * 9/2015 Hand D7/549
D745,806 S * 12/2015 Hand D7/549
D745,807 S * 12/2015 Harris D7/553.2
D770,856 S * 11/2016 Li D7/553.2

* cited by examiner

Primary Examiner — Kelley Donnelly

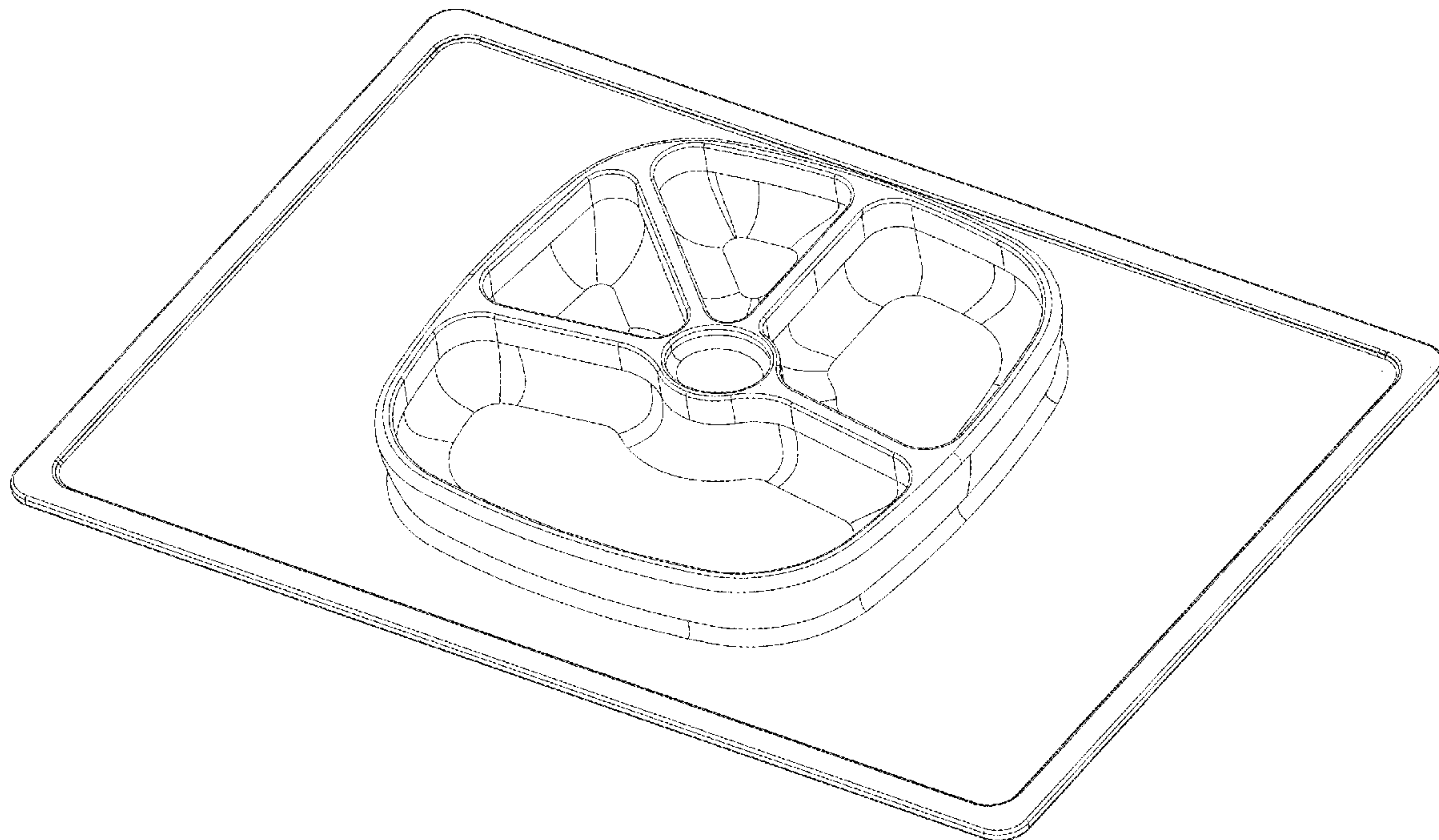
(57) **CLAIM**

The ornamental design for a food tray, as shown and described.

DESCRIPTION

FIG. 1 is a perspective view of the food tray showing my new design;
FIG. 2 is a top view thereof;
FIG. 3 is a bottom view thereof.
FIG. 4 is a front elevation view thereof;
FIG. 5 is a back elevation view thereof;
FIG. 6 is a left elevation view thereof; and,
FIG. 7 is a right elevation view thereof.

1 Claim, 7 Drawing Sheets



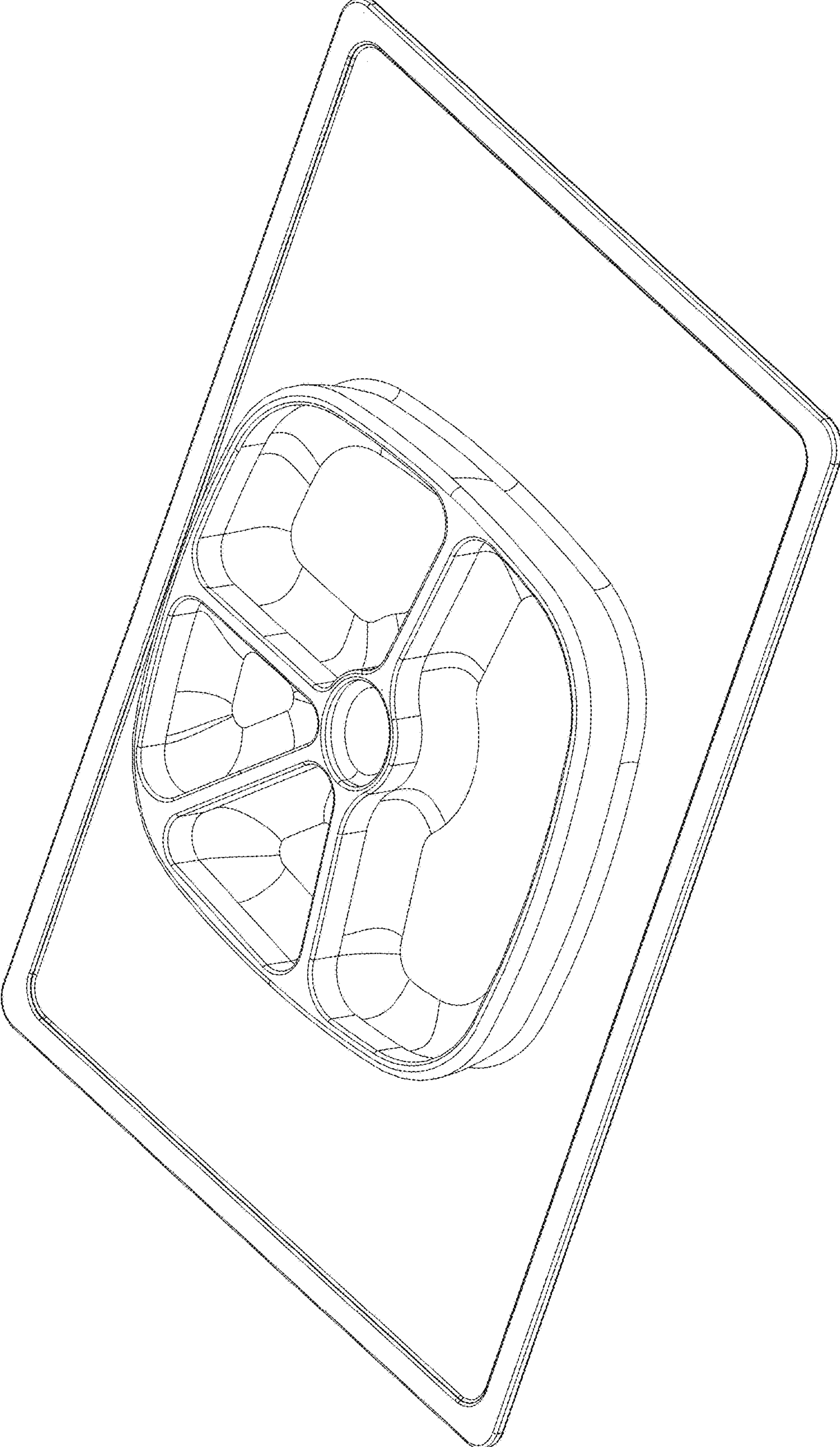


FIG. 1




FIG. 2

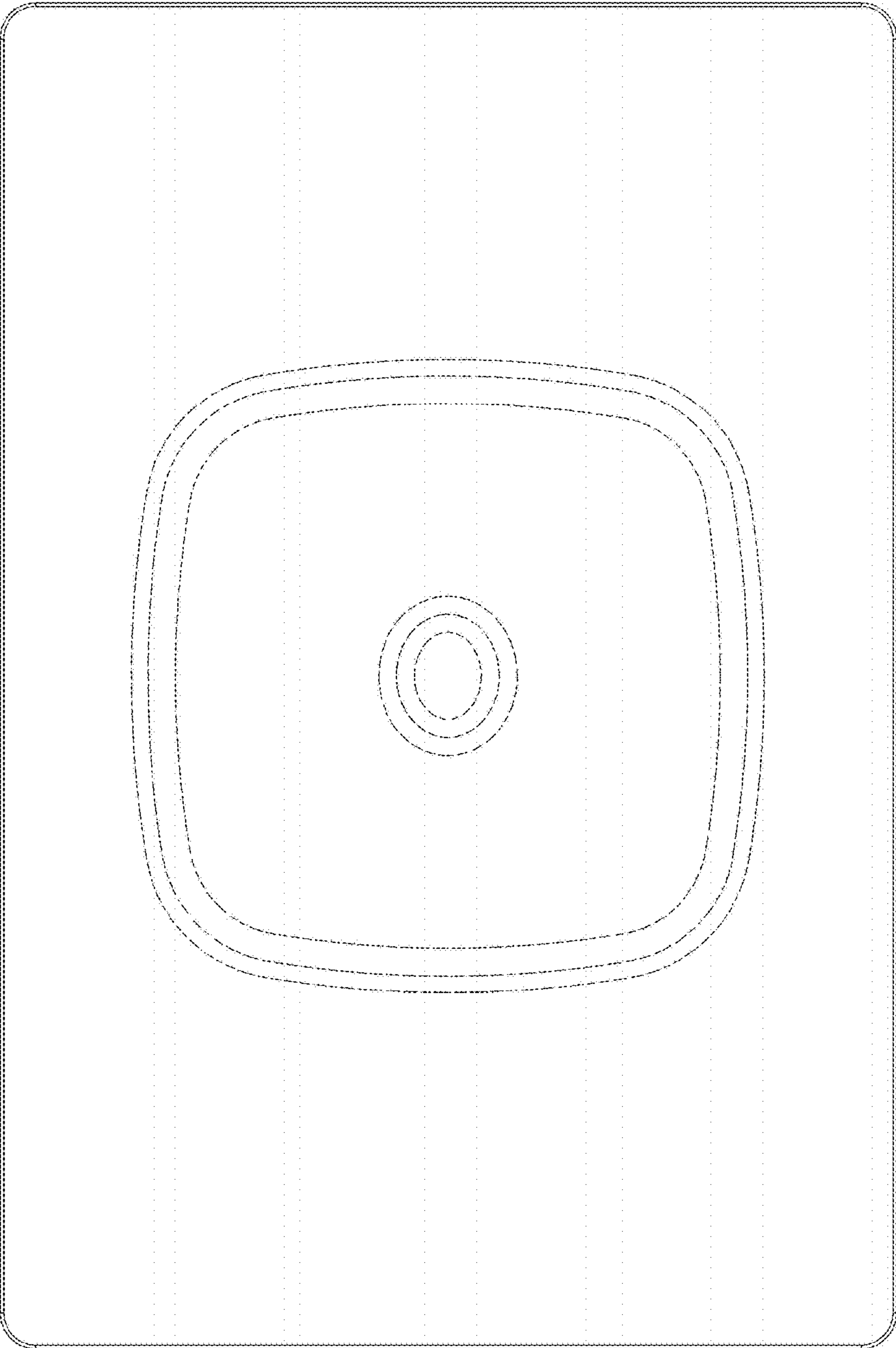


FIG. 3




FIG. 4




FIG. 5

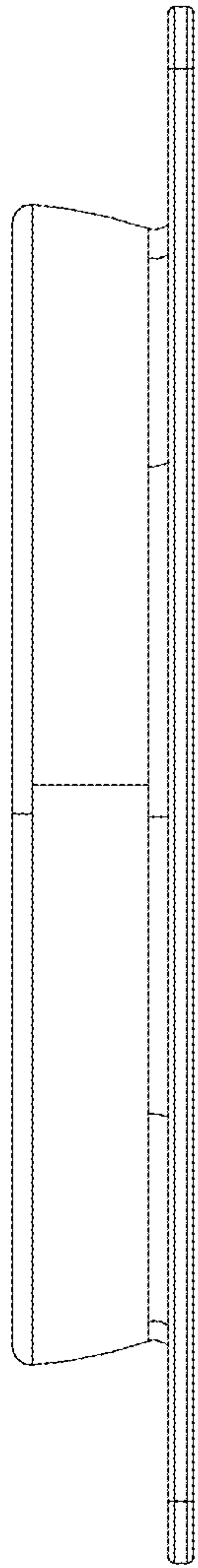


FIG. 6

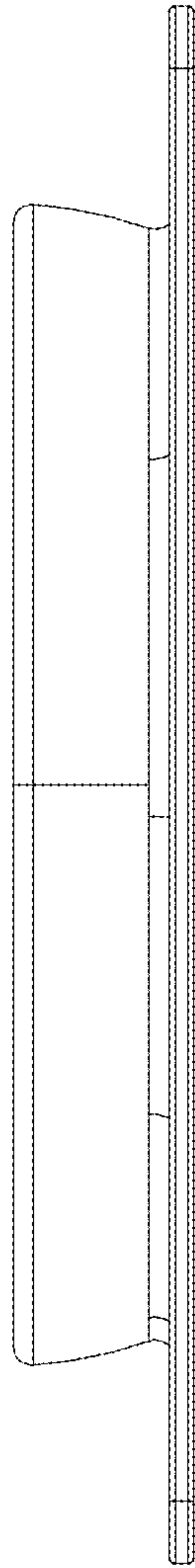


FIG. 7