



US00D802341S

(12) **United States Design Patent** (10) **Patent No.:** **US D802,341 S**
Yaraghi (45) **Date of Patent:** **** Nov. 14, 2017**

- (54) **DISPLAY FIXTURE AND PALLET** D337,188 S * 7/1993 Bonskowski D34/1
5,673,629 A * 10/1997 Ginnow B65D 19/0095
108/56.1
- (71) Applicant: **Safavieh Inc.**, Port Washington, NY 5,676,063 A * 10/1997 Wallace B65D 19/0093
(US) 108/55.3
- (72) Inventor: **Arash Yaraghi**, Port Washington, NY D395,769 S * 7/1998 Reeves D6/675.4
(US) D402,140 S * 12/1998 Bustos D6/675.4
D420,834 S * 2/2000 Anderson D6/675
- (73) Assignee: **Safavieh Inc.**, Port Washington, NY D441,166 S * 4/2001 Bowman D34/38
(US) D442,759 S * 5/2001 Bowman D34/38
D565,268 S * 3/2008 Boydston D34/1
D645,634 S * 9/2011 Moore D34/38
D679,065 S * 3/2013 Hershey D34/38
- (**) Term: **15 Years** D730,089 S * 5/2015 Carbone D6/675.1
9,089,728 B2 * 7/2015 Halley A62C 27/00
- (21) Appl. No.: **29/594,233** 9,193,499 B2 * 11/2015 Jordan B65D 19/0012
D762,396 S * 8/2016 Pace D6/407
- (22) Filed: **Feb. 16, 2017** D787,243 S * 5/2017 Yaraghi D6/675.5

* cited by examiner

Related U.S. Application Data

- (63) Continuation of application No. 29/531,663, filed on Jun. 29, 2015, now Pat. No. Des. 787,243.
- (51) **LOC (10) Cl.** **06-06**
- (52) **U.S. Cl.**
USPC **D6/675**
- (58) **Field of Classification Search**
USPC D6/672, 673, 675, 675.1, 682; D34/21,
D34/38
CPC A47B 57/00; A47B 81/00; B25H 1/06;
B25H 1/00; B65D 9/00; B65D 9/06;
B65D 19/0002; B65D 19/0004
See application file for complete search history.

Primary Examiner — Kelley Donnelly

(74) *Attorney, Agent, or Firm* — Myers Wolin, LLC

(57) **CLAIM**

The ornamental design for a display fixture and pallet, as shown and described.

DESCRIPTION

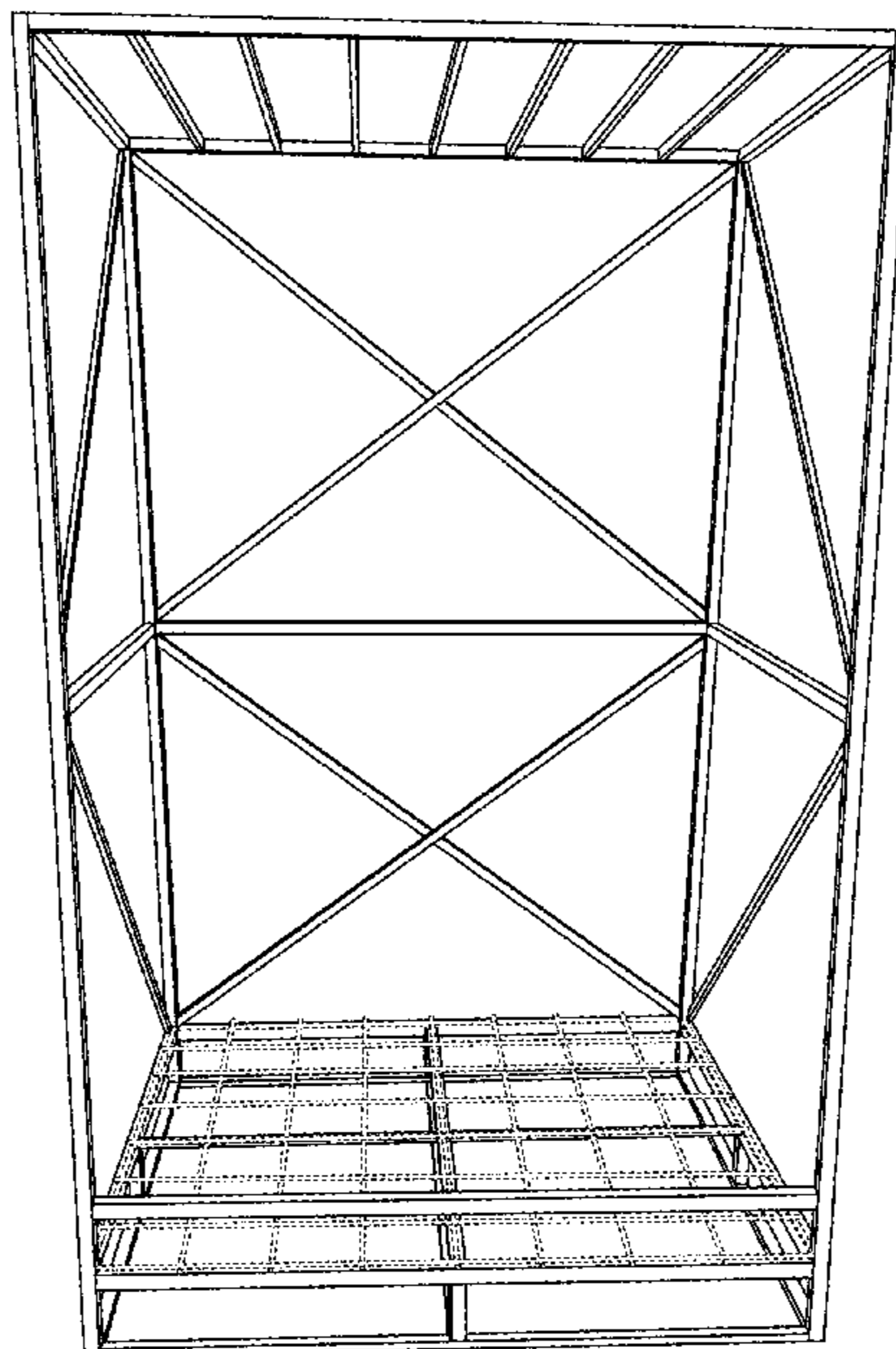
FIG. 1 is a perspective view of one embodiment of a display fixture and pallet showing my new design;
 FIG. 2 is a front elevation view thereof;
 FIG. 3 is a rear elevation view thereof;
 FIG. 4 is a left side elevation view thereof;
 FIG. 5 is a right side elevation view thereof;
 FIG. 6 is a top view thereof; and,
 FIG. 7 is a bottom view thereof.
 The broken lines illustrate environment and form no part of the claimed design.

1 Claim, 7 Drawing Sheets

(56) **References Cited**

U.S. PATENT DOCUMENTS

- 3,095,975 A * 7/1963 Cassel A47B 57/402
211/192
- 3,474,744 A * 10/1969 Montgomery F16B 39/02
108/57.17
- D334,496 S * 4/1993 Schnair D3/272



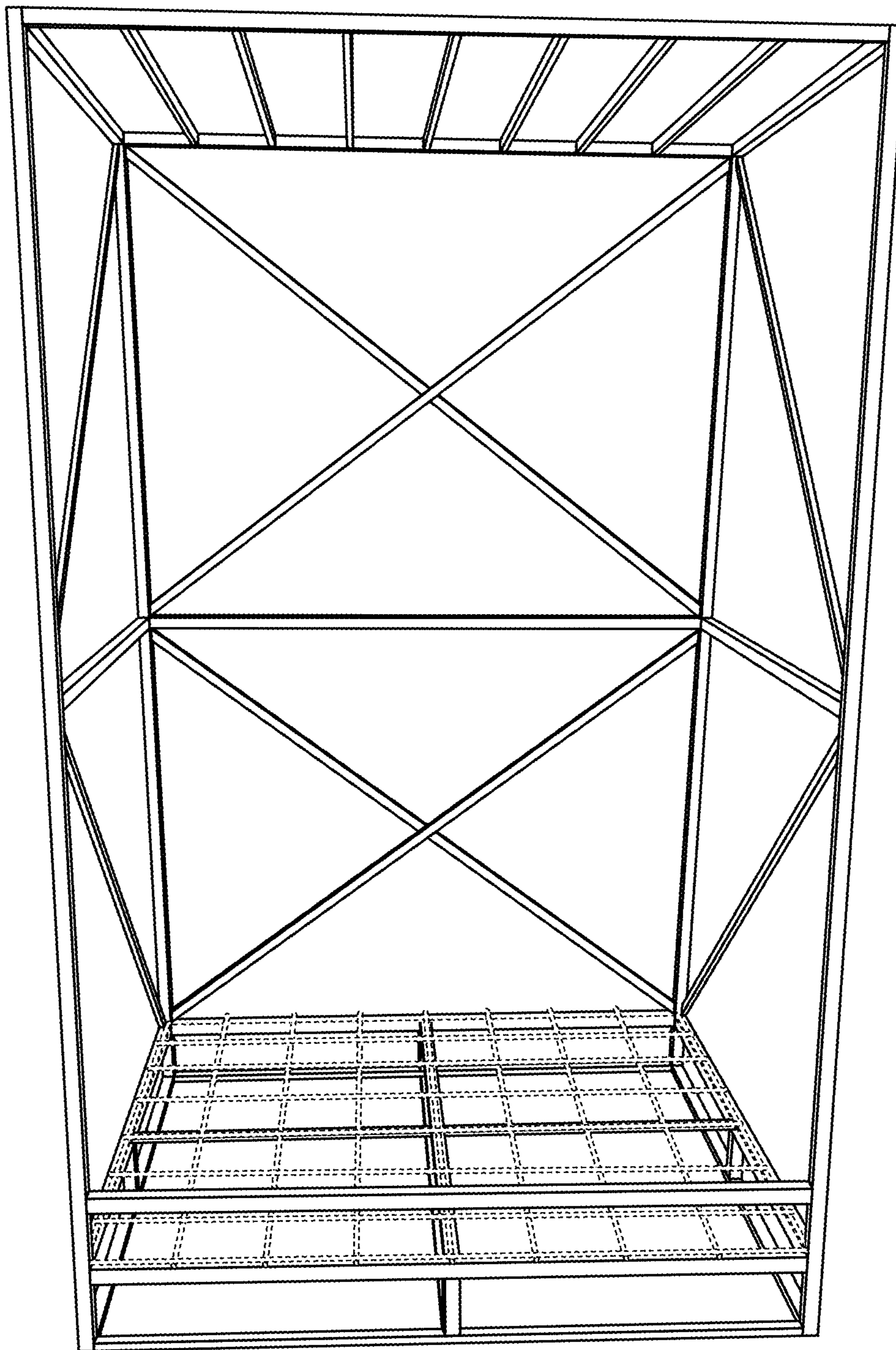


FIG. 1

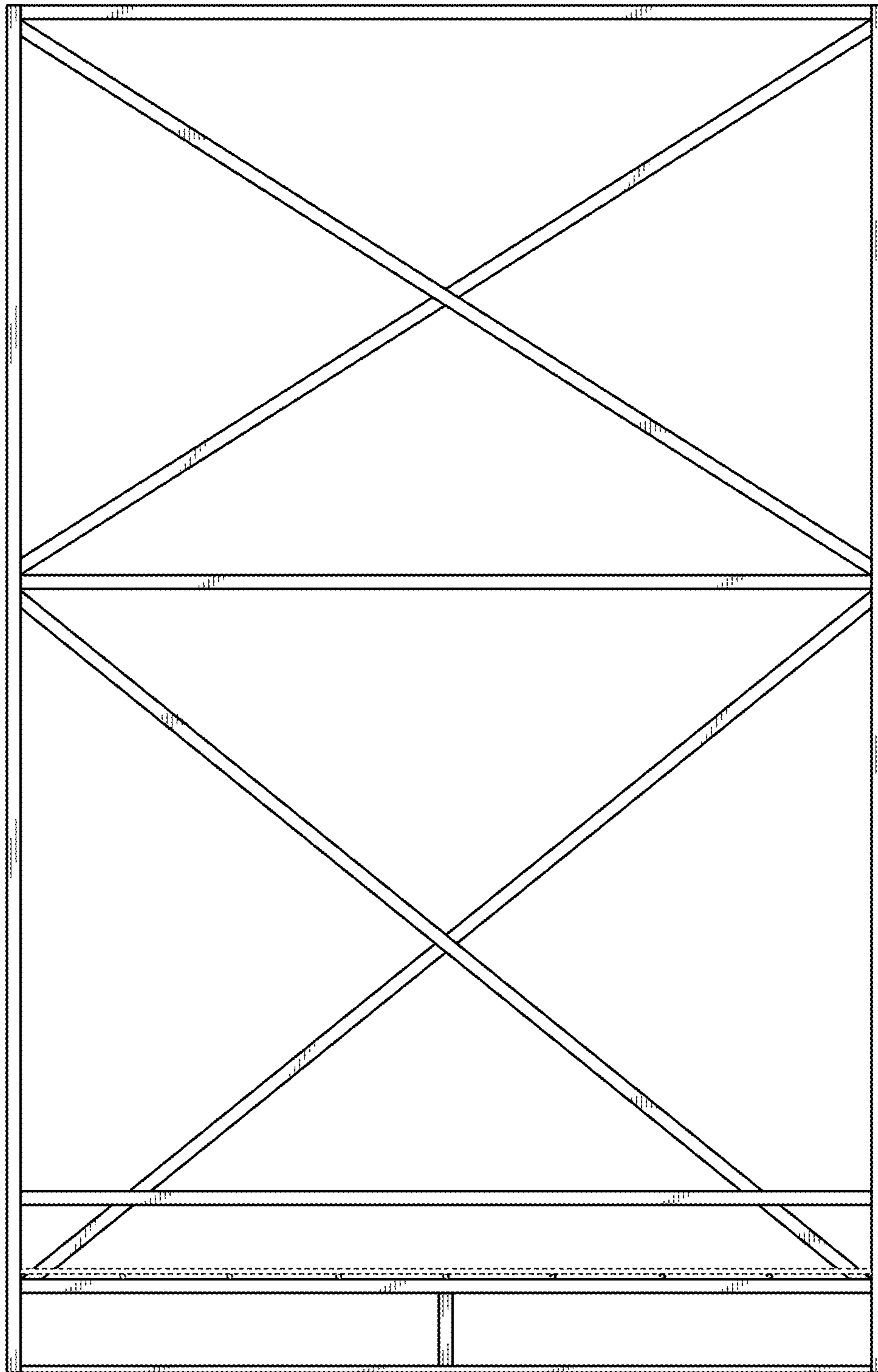


FIG. 2

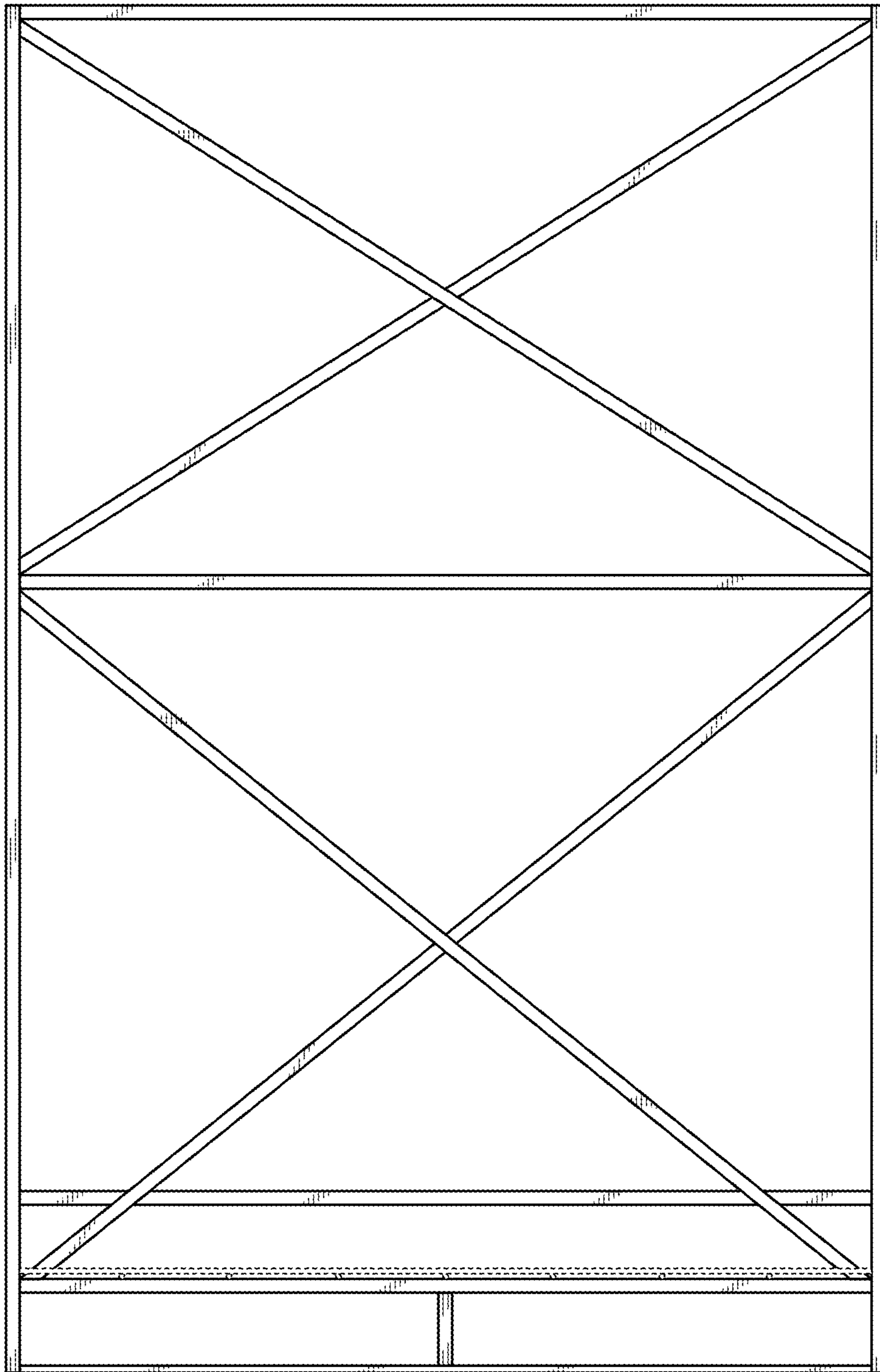


FIG. 3

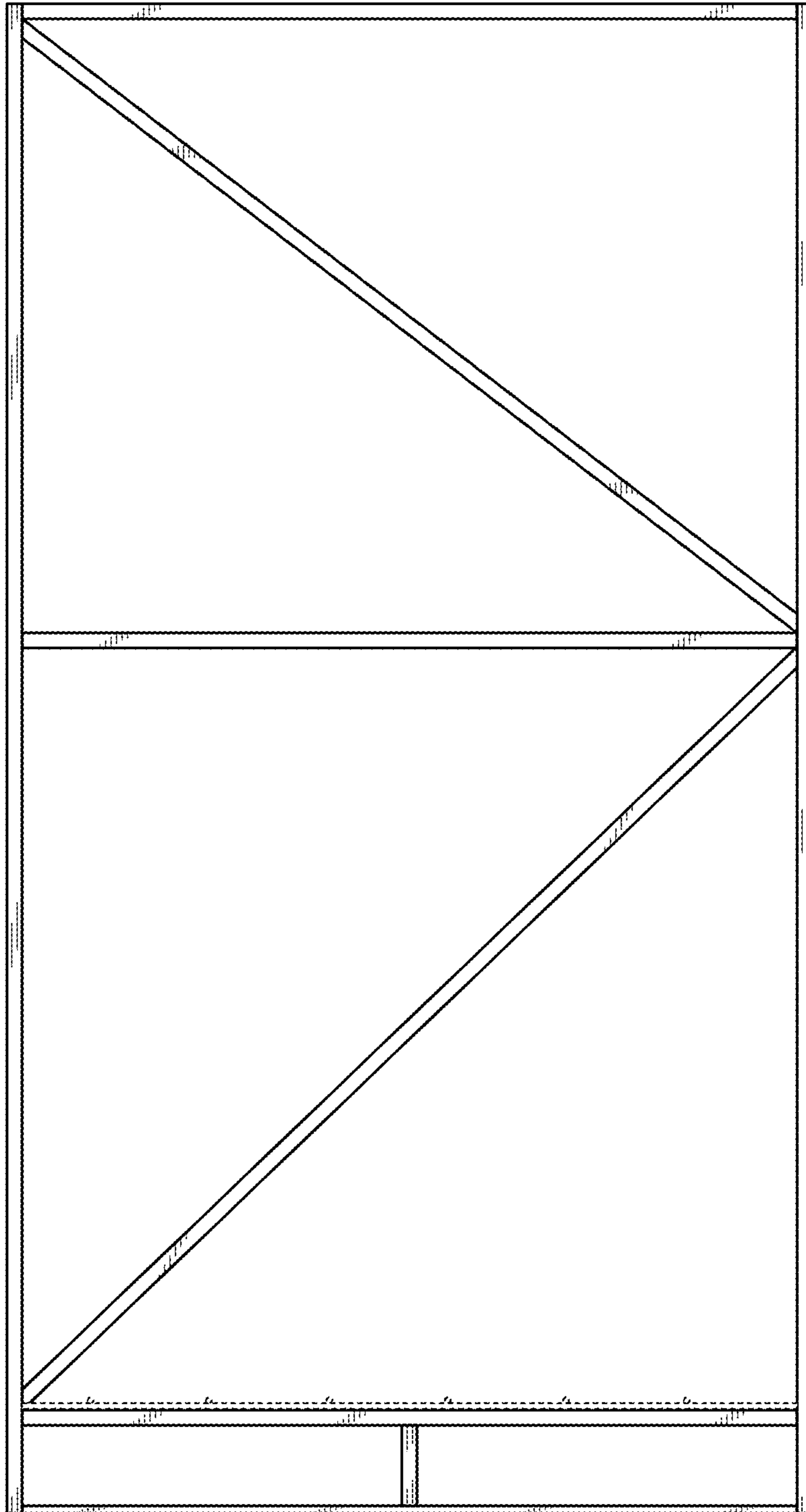


FIG. 4

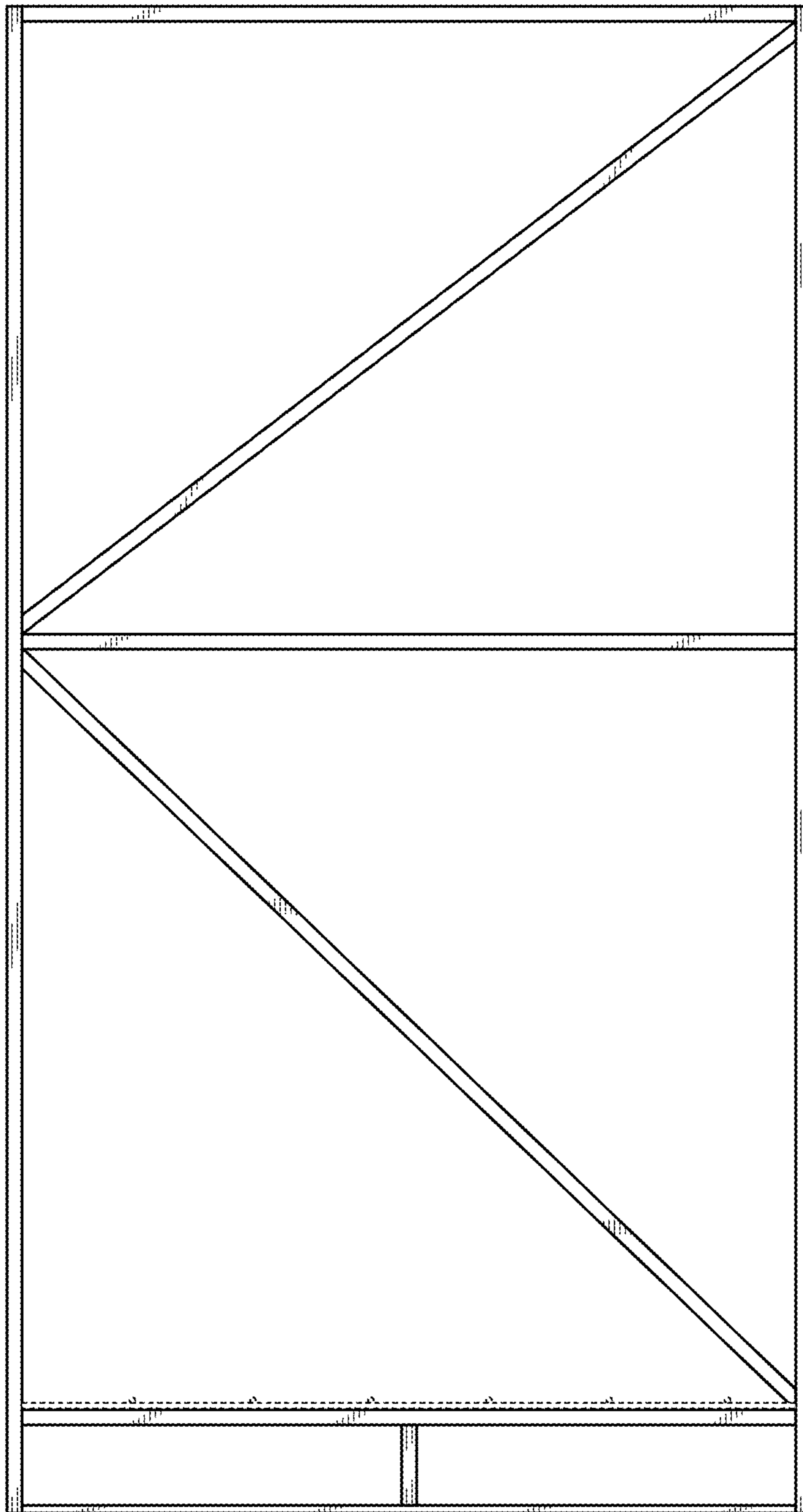


FIG. 5




FIG. 6




FIG. 7