



US00D802336S

(12) **United States Design Patent** (10) **Patent No.:** **US D802,336 S**
Shir et al. (45) **Date of Patent:** **** Nov. 14, 2017**

(54) **SLEEPING PAD**
(71) Applicants: **Daniel Shir**, Los Angeles, CA (US);
Xia Yonghui, Taizhou (CN)
(72) Inventors: **Daniel Shir**, Los Angeles, CA (US);
Xia Yonghui, Taizhou (CN)
(73) Assignee: **DSEC LLC**, Thousand Oaks, CA (US)
(**) Term: **15 Years**

D487,372 S * 3/2004 Ku D6/604
D518,672 S * 4/2006 Contreras D6/596
D519,311 S * 4/2006 Contreras D6/596
D524,585 S * 7/2006 Contreras D6/606
9,572,439 B2* 2/2017 Pitchforth A47G 9/086
2007/0028389 A1 2/2007 Wu
2012/0000017 A1 1/2012 Xia et al.
2014/0101848 A1 4/2014 Murphy
2014/0237727 A1 8/2014 Xia et al.
2016/0166077 A1 6/2016 Liu
2017/0027334 A1 2/2017 Brensinger et al.
2017/0028615 A1 2/2017 Brensinger

(21) Appl. No.: **29/593,167**
(22) Filed: **Feb. 7, 2017**
(51) **LOC (10) Cl.** **06-09**
(52) **U.S. Cl.**
USPC **D6/605**
(58) **Field of Classification Search**
USPC D6/333, 349, 355, 375, 388, 512, 563,
D6/564, 595, 596, 601, 604, 611, 707,
D6/715, 716, 716.1; D24/183-185, 234;
D21/803, 804, 805, 809; 5/401, 420,
5/600, 630, 631, 632, 633, 635, 636, 638,
5/639, 646, 652, 652.1, 655, 703, 730;
297/1, 2, 4, 93, 180.11, 195.1, 195.11,
297/195.13, 393, 397, 452.12, 452.14,
297/452.15, 452.21, 452.24, 452.26,
297/452.48, 452.62, 482
CPC A47G 9/10; A47G 9/1009; A47G 9/1027;
A47G 9/1045; A47G 9/1063; A47G
9/1072; A47G 9/1081
See application file for complete search history.

OTHER PUBLICATIONS

UltraLight Insulated Mat, announced Unknow [online], [site visited Jul. 5, 2017]. Available from Internet, <URL: <http://www.seatosummitusa.com/product/?item=UltraLight+Insulated+Mat&o1=0&o2=0&o3=906>>.*

* cited by examiner

Primary Examiner — Eric L Goodman
Assistant Examiner — Sanjeev Paul

(57) **CLAIM**

The ornamental design for a sleeping pad, as shown and described.

DESCRIPTION

FIG. 1 is a perspective view of the sleeping pad;
FIG. 2 is a top view of the sleeping pad;
FIG. 3 is a bottom view of the sleeping pad;
FIG. 4 is a left-side view of the sleeping pad;
FIG. 5 is a right-side view of the sleeping pad;
FIG. 6 is front view of the sleeping pad; and,
FIG. 7 is a back view of the sleeping pad.
The broken lines shown in the drawings are included for the purpose of illustrating unclaimed portion of the sleeping pad and forms no part of the claim design.

1 Claim, 5 Drawing Sheets

(56) **References Cited**
U.S. PATENT DOCUMENTS
5,669,088 A * 9/1997 McNamee A47G 9/086
135/116
5,730,529 A * 3/1998 Fritz A47G 9/062
224/153
6,108,835 A * 8/2000 Hwang A47C 27/084
5/420
D475,566 S * 6/2003 Boso D6/604
D484,728 S * 1/2004 Ku D6/596





FIG. 1

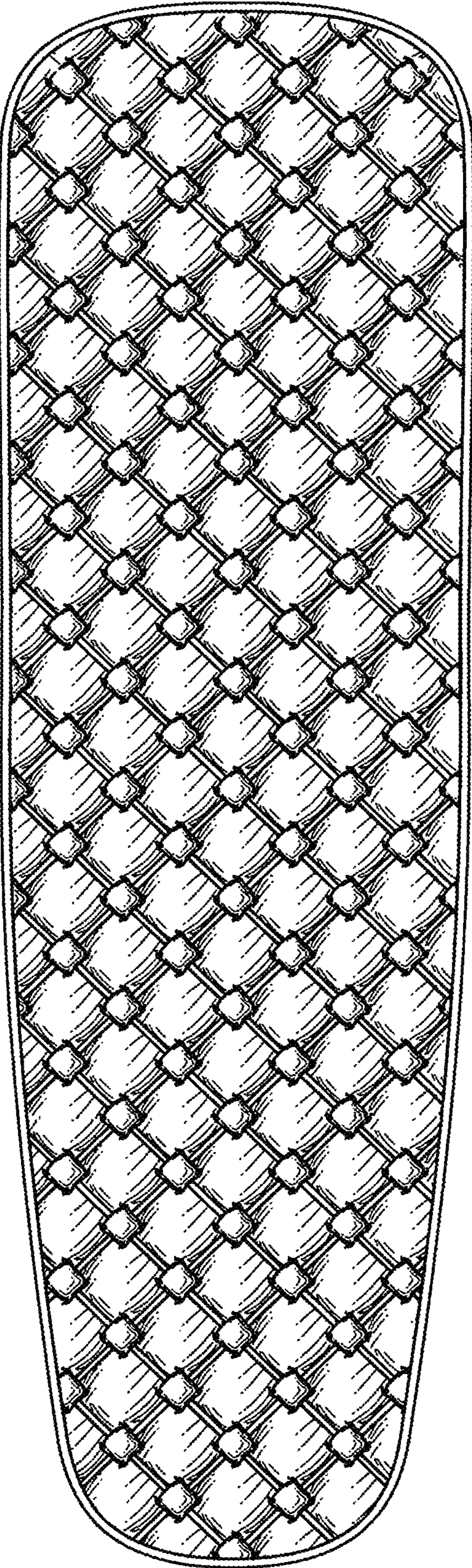


FIG. 2

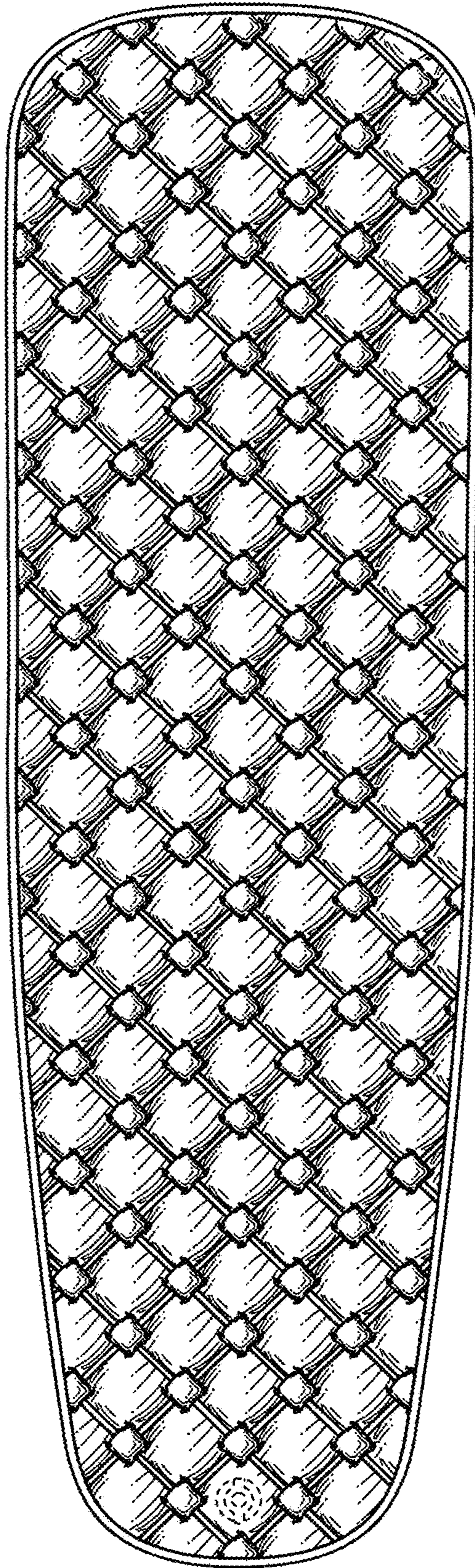


FIG. 3

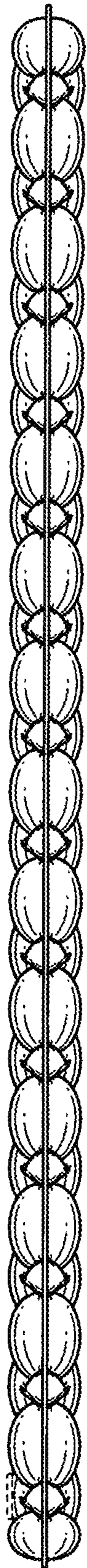


FIG. 4

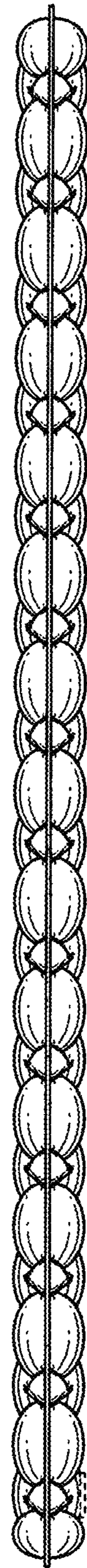


FIG. 5



FIG. 6



FIG. 7