



US00D802309S

(12) **United States Design Patent** (10) **Patent No.:** **US D802,309 S**
Halkett (45) **Date of Patent:** **** Nov. 14, 2017**

(54) **PICTURE FRAME**

(71) Applicant: **David Halkett**, Leander, TX (US)

(72) Inventor: **David Halkett**, Leander, TX (US)

(73) Assignee: **David Halkett**, Leander, TX (US)

(**) Term: **15 Years**

(21) Appl. No.: **29/584,482**

(22) Filed: **Nov. 15, 2016**

(51) **LOC (10) Cl.** **06-07**

(52) **U.S. Cl.**
USPC **D6/303**

(58) **Field of Classification Search**
USPC D6/300-314; D11/70, 96, 108, 121, 124,
D11/132

CPC A47G 1/06; A47G 1/0605; A47G 1/0616;
A47G 1/0627; A47G 1/0633

See application file for complete search history.

(56) **References Cited**

U.S. PATENT DOCUMENTS

1,361,981	A *	12/1920	Goodnow	A47G 1/142 248/441.1
D94,849	S *	3/1935	Myhalyk	D6/303
D96,708	S *	8/1935	Stephan	D6/303
D134,356	S *	11/1942	Jacobs	D6/303
D137,475	S *	3/1944	Morehead	40/798
D138,027	S *	6/1944	Frilot	D6/302
D140,118	S *	1/1945	Johnson	D6/303
D141,605	S *	6/1945	McIntyre	D6/303
D731,799	S *	6/2015	Park	D6/300

OTHER PUBLICATIONS

Mormon Outreach website, p. 13, window frame in Nauvoo Illinois Temple; available from <http://www.mormonoutreach.org/occult-symbols-explained.php>, 2017.

Wiccan Sun Catcher Etsy website, p. 2; available from <https://www.etsy.com/ca/listing/221908807/wiccan-sun-catcher-yule-decoration?ref=tre-2725517775-16>, 2017.

Michelle James Designs—How to Create a Wooden Star; available from <http://michellejdesigns.com/how-to-create-a-wooden-star/>, 2017.

* cited by examiner

Primary Examiner — Deanna L Pratt

(74) *Attorney, Agent, or Firm* — Mossman, Kumar & Tyler, PC

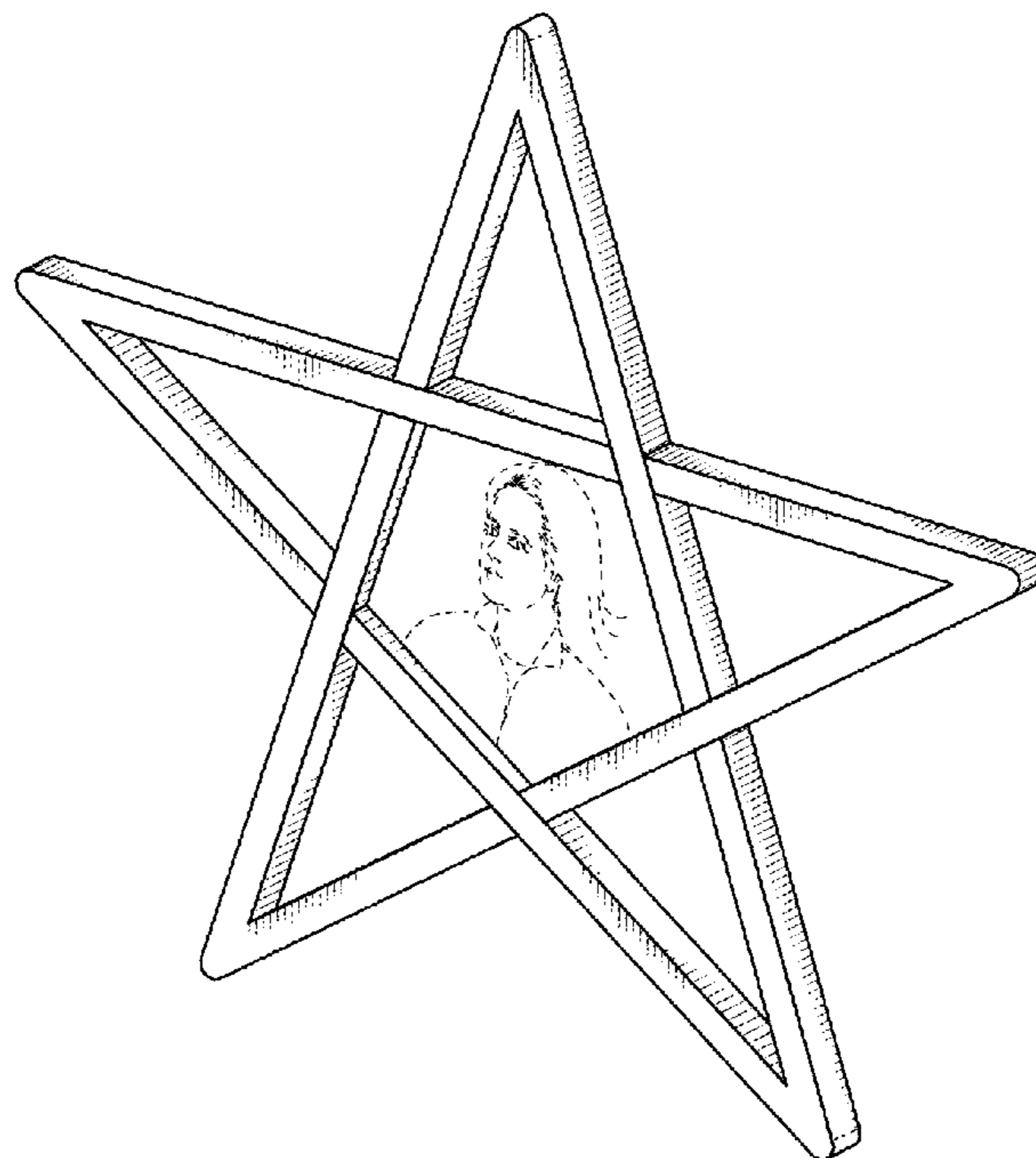
(57) **CLAIM**

The ornamental design for a picture frame, substantially as shown and described.

DESCRIPTION

FIG. 1 is a front perspective view of a picture frame showing one embodiment of my new design; FIG. 2 is the front perspective view of a picture frame of FIG. 1 illustrating a picture or photo in the picture frame; FIG. 3 is a front elevational view thereof; FIG. 4 is a back elevational view thereof; FIG. 5 is a right side view thereof which is essentially identical to the left side view thereof; FIG. 6 is a cross-sectional side view thereof taken along line 6-6 in FIG. 3; FIG. 7 is a top plan view thereof; and, FIG. 8 is a bottom plan view thereof. The broken lines show portions of a picture or photo which form no part of the claimed design.

1 Claim, 4 Drawing Sheets






FIG. 1

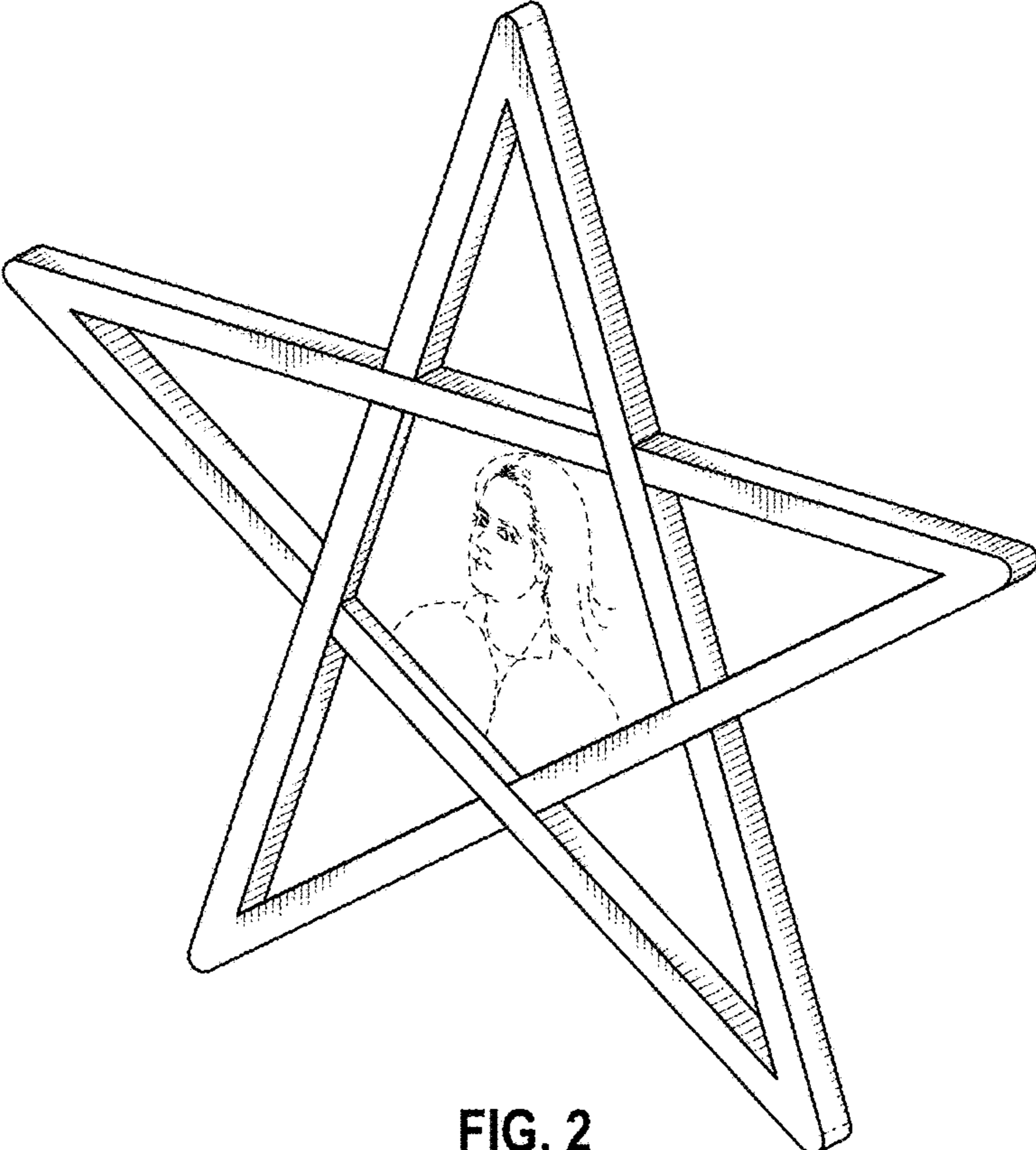


FIG. 2




FIG. 3




FIG. 4



FIG. 5

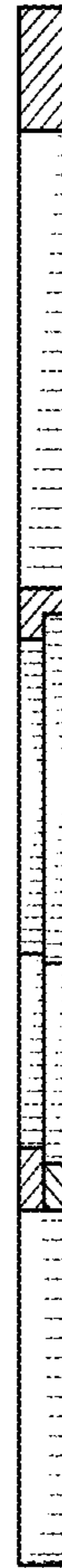


FIG. 6




FIG. 7



FIG. 8