



US00D802300S

(12) **United States Design Patent** (10) **Patent No.:** **US D802,300 S**  
**James** (45) **Date of Patent:** **\*\* Nov. 14, 2017**

- (54) **WALLET**
- (71) Applicant: **Pauline James**, Manteca, CA (US)
- (72) Inventor: **Pauline James**, Manteca, CA (US)
- (\*\*) Term: **15 Years**
- (21) Appl. No.: **29/578,476**
- (22) Filed: **Sep. 22, 2016**
- (51) **LOC (10) Cl.** ..... **03-01**
- (52) **U.S. Cl.**  
USPC ..... **D3/247**
- (58) **Field of Classification Search**  
USPC ..... **D3/247, 249-253**  
CPC ..... **A45C 1/06; A45C 3/08**  
See application file for complete search history.

- (56) **References Cited**  
U.S. PATENT DOCUMENTS  
  
6,354,157 B1 3/2002 Hodgson  
D460,257 S 7/2002 Williams et al.  
6,945,293 B1 9/2005 Newton

2005/0263226 A1 12/2005 Smithers  
2006/0021684 A1 2/2006 DeCoro, III  
2008/0196802 A1 8/2008 Carlevale

FOREIGN PATENT DOCUMENTS

WO WO2011047364 4/2011  
*Primary Examiner* — Holly H Baynham

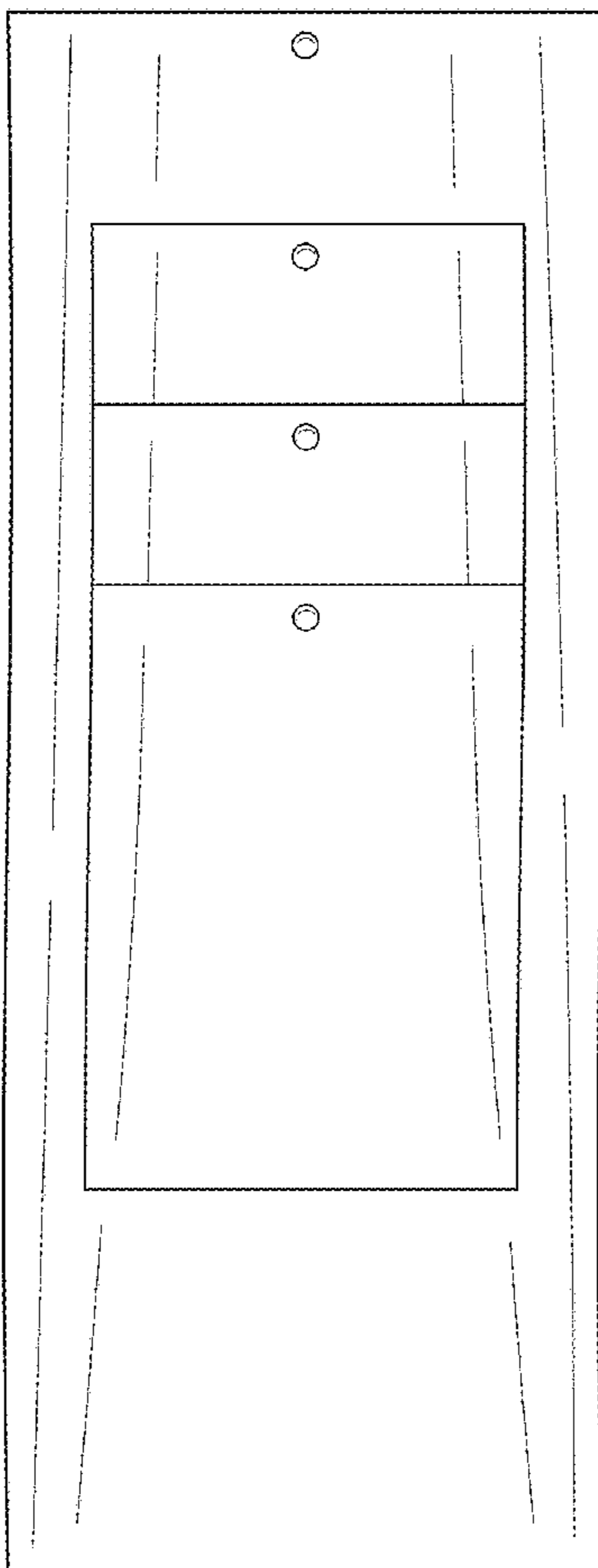
(57) **CLAIM**

The ornamental design for a wallet, as shown and described.

**DESCRIPTION**

FIG. 1 is a front view of a wallet showing my new design;  
FIG. 2 is a rear view of the wallet;  
FIG. 3 is a left side view of the wallet;  
FIG. 4 is a right side view of the wallet;  
FIG. 5 is a top view of the wallet;  
FIG. 6 is a bottom view of the wallet;  
FIG. 7 is a top front side perspective view of the wallet;  
FIG. 8 is a cross-sectional view of the wallet taken along line 8-8 of FIG. 7; and,  
FIG. 9 is a cross-sectional view of the wallet taken along line 9-9 of FIG. 8.

**1 Claim, 6 Drawing Sheets**



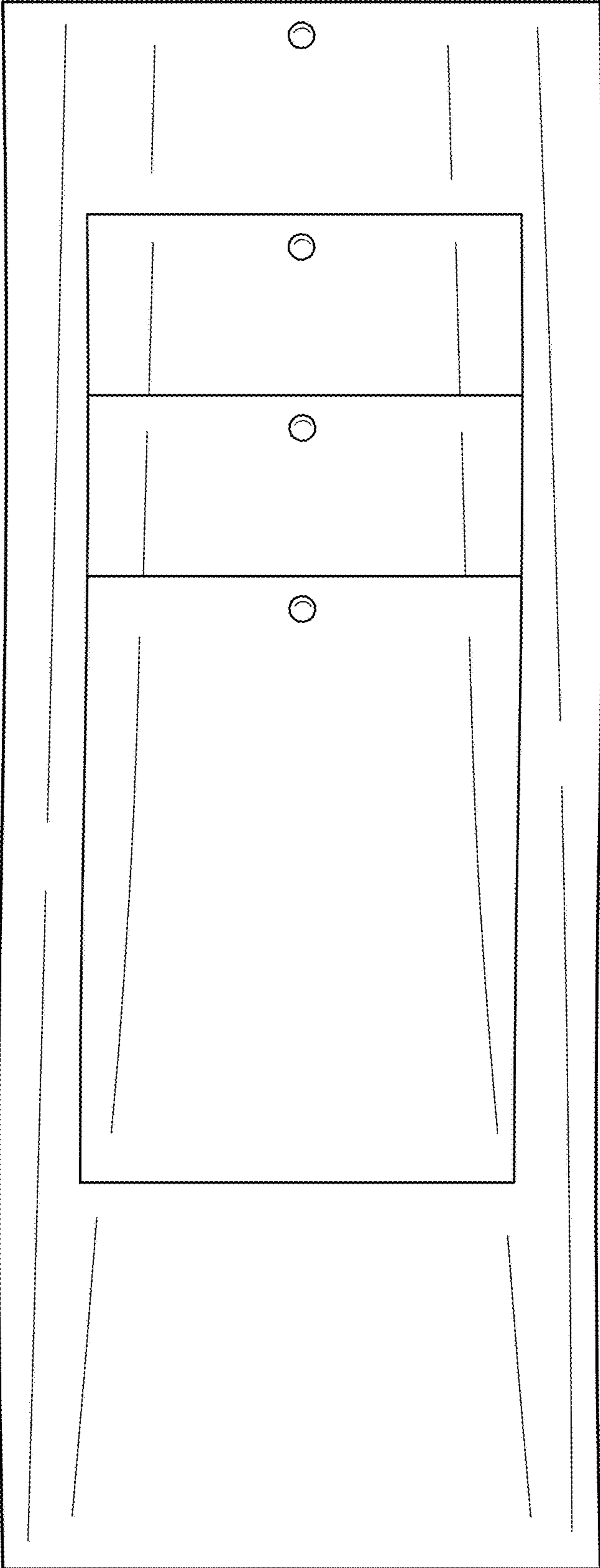


FIG. 1

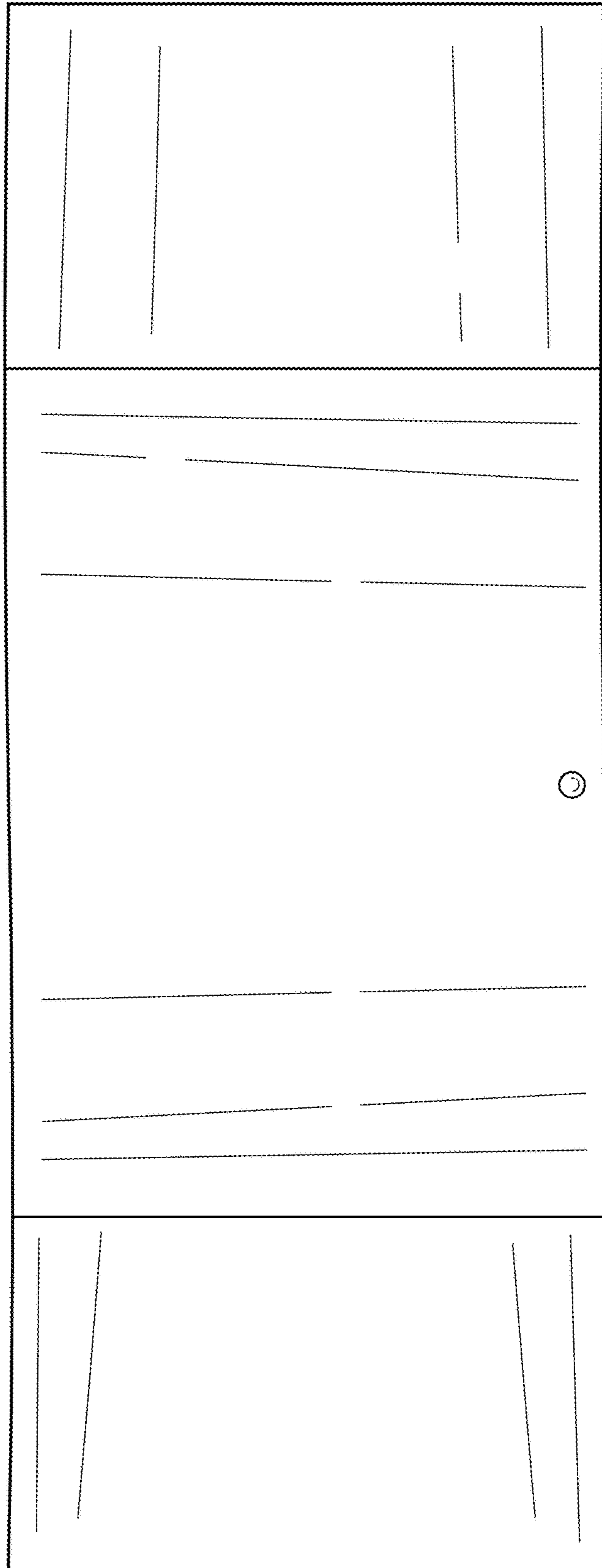


FIG. 2

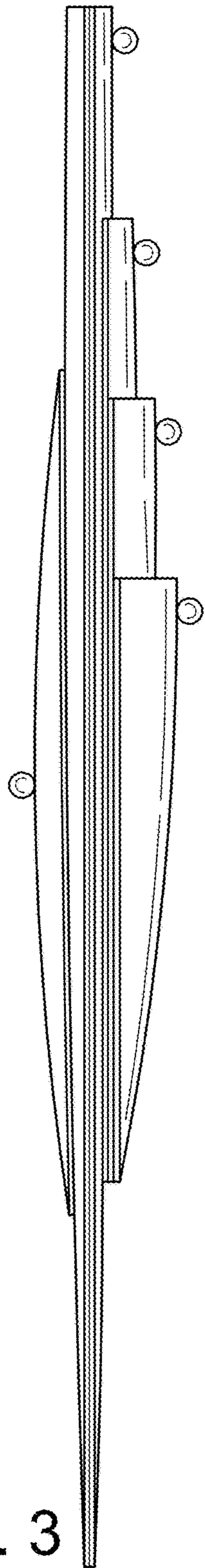


FIG. 3

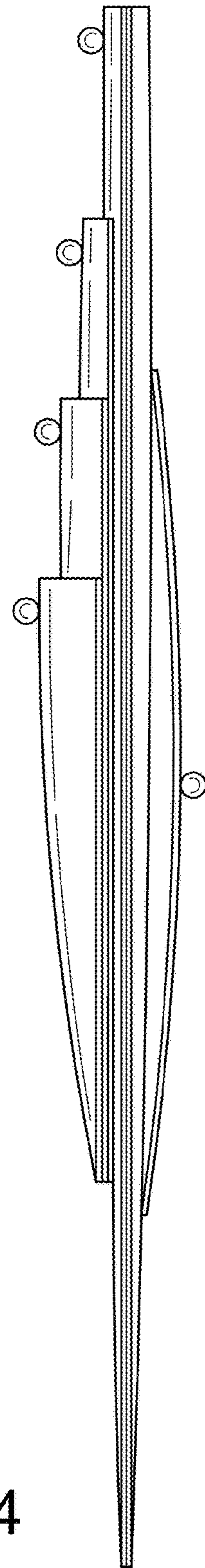


FIG. 4

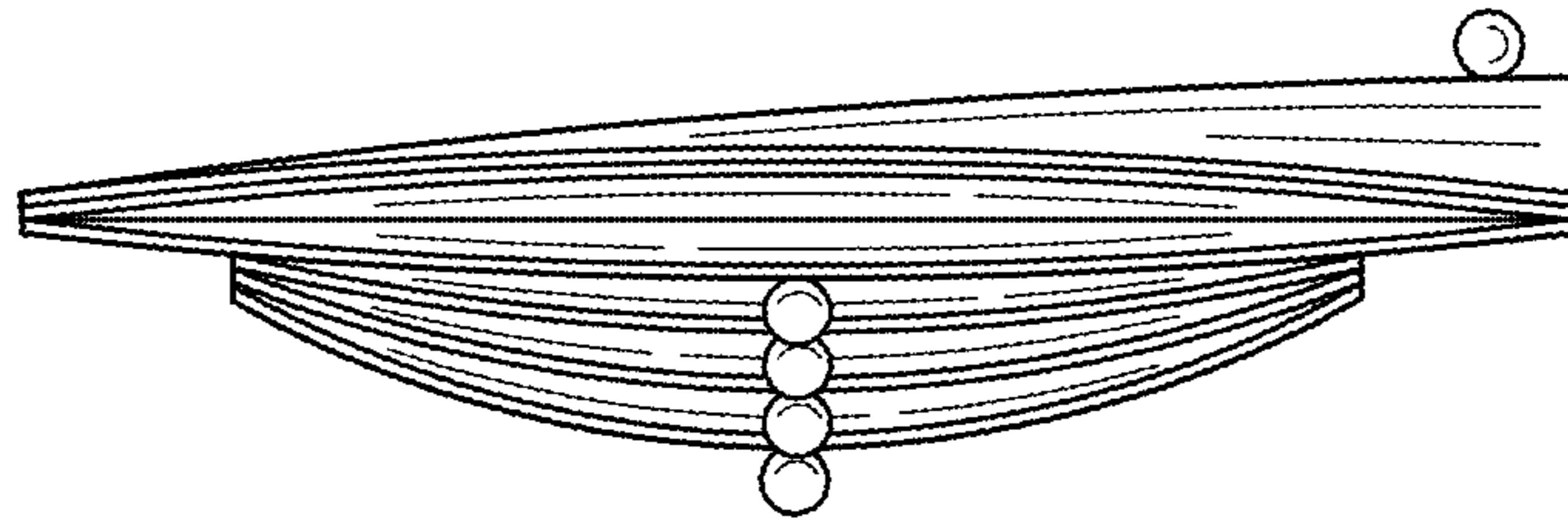


FIG. 5



FIG. 6

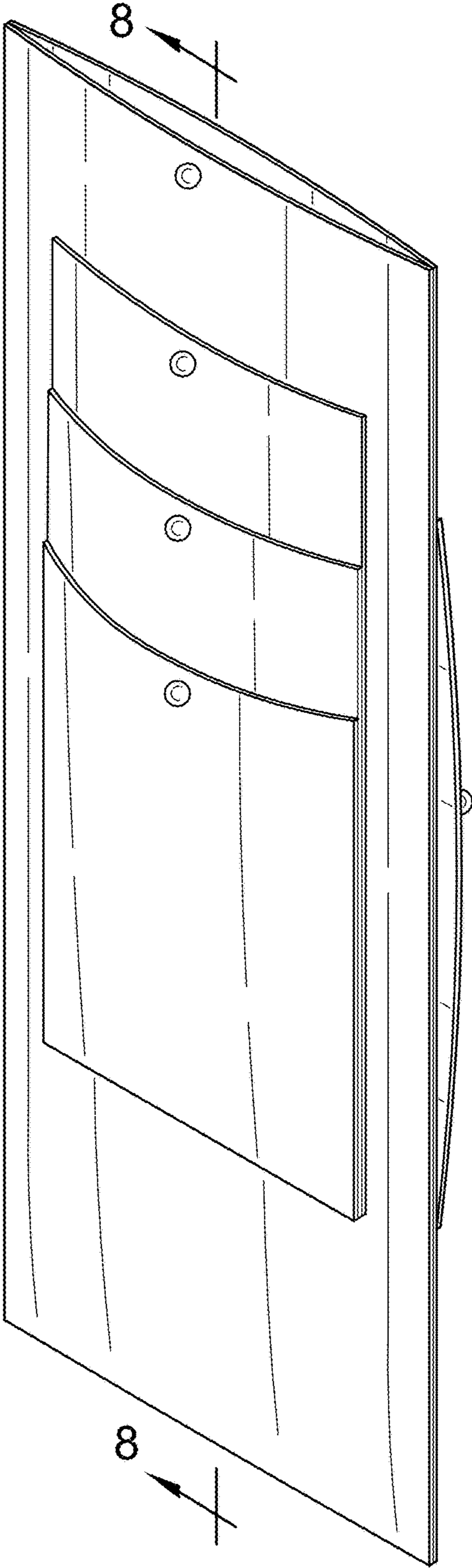


FIG. 7

