



US00D802257S

(12) **United States Design Patent**  
**Van Sisseren et al.**

(10) **Patent No.:** **US D802,257 S**

(45) **Date of Patent:** **\*\* Nov. 14, 2017**

(54) **GARMENT**

(71) Applicant: **NIKE, Inc.**, Beaverton, OR (US)

(72) Inventors: **Sheilah A. Van Sisseren**, Portland, OR (US); **Johanna Schneider**, Portland, OR (US)

(73) Assignee: **NIKE, Inc.**, Beaverton, OR (US)

(\*\*) Term: **15 Years**

(21) Appl. No.: **29/582,853**

(22) Filed: **Oct. 31, 2016**

(51) **LOC (10) Cl.** ..... **02-02**

(52) **U.S. Cl.**  
USPC ..... **D2/742**

(58) **Field of Classification Search**  
USPC ..... D2/711-712, 716-117, 728, 731, 738,  
D2/742

CPC ..... A41D 1/08; A41D 1/20; A41D 13/0506;  
A41D 1/00; A41D 1/06; A41D 1/067;  
A41D 1/062; A41D 1/082; A41D 1/084;  
A41D 1/086; A41D 1/088; A41D 7/00;  
A41D 7/001; A41D 7/005; A41D 7/006;  
A41D 13/02; A41D 13/0543; A41D  
13/0562; A41D 13/065; A41B 9/02

See application file for complete search history.

(56) **References Cited**

**U.S. PATENT DOCUMENTS**

D532,958 S \* 12/2006 Kent ..... A41D 1/086  
D2/742  
D641,539 S \* 7/2011 Zarabi ..... D2/701  
D698,520 S \* 2/2014 Anderson ..... D2/742

D750,346 S \* 3/2016 McManus ..... D2/742  
D759,349 S \* 6/2016 Zimmermann ..... D2/742  
D764,754 S \* 8/2016 McManus ..... D2/742  
D765,346 S \* 9/2016 Harris ..... D2/742  
D770,132 S \* 11/2016 Burke ..... D2/731  
D770,133 S \* 11/2016 Burke ..... D2/731  
D778,032 S \* 2/2017 Lago ..... D2/742  
D783,232 S \* 4/2017 Zimmermann ..... D2/731  
D785,292 S \* 5/2017 Kandarian ..... D2/742  
D786,534 S \* 5/2017 Alligood ..... D2/731

\* cited by examiner

*Primary Examiner* — Eric L Goodman

*Assistant Examiner* — Amy C Wierenga

(74) *Attorney, Agent, or Firm* — Shook, Hardy and Bacon L.L.P.

(57) **CLAIM**

The ornamental design for a garment, as shown and described.

**DESCRIPTION**

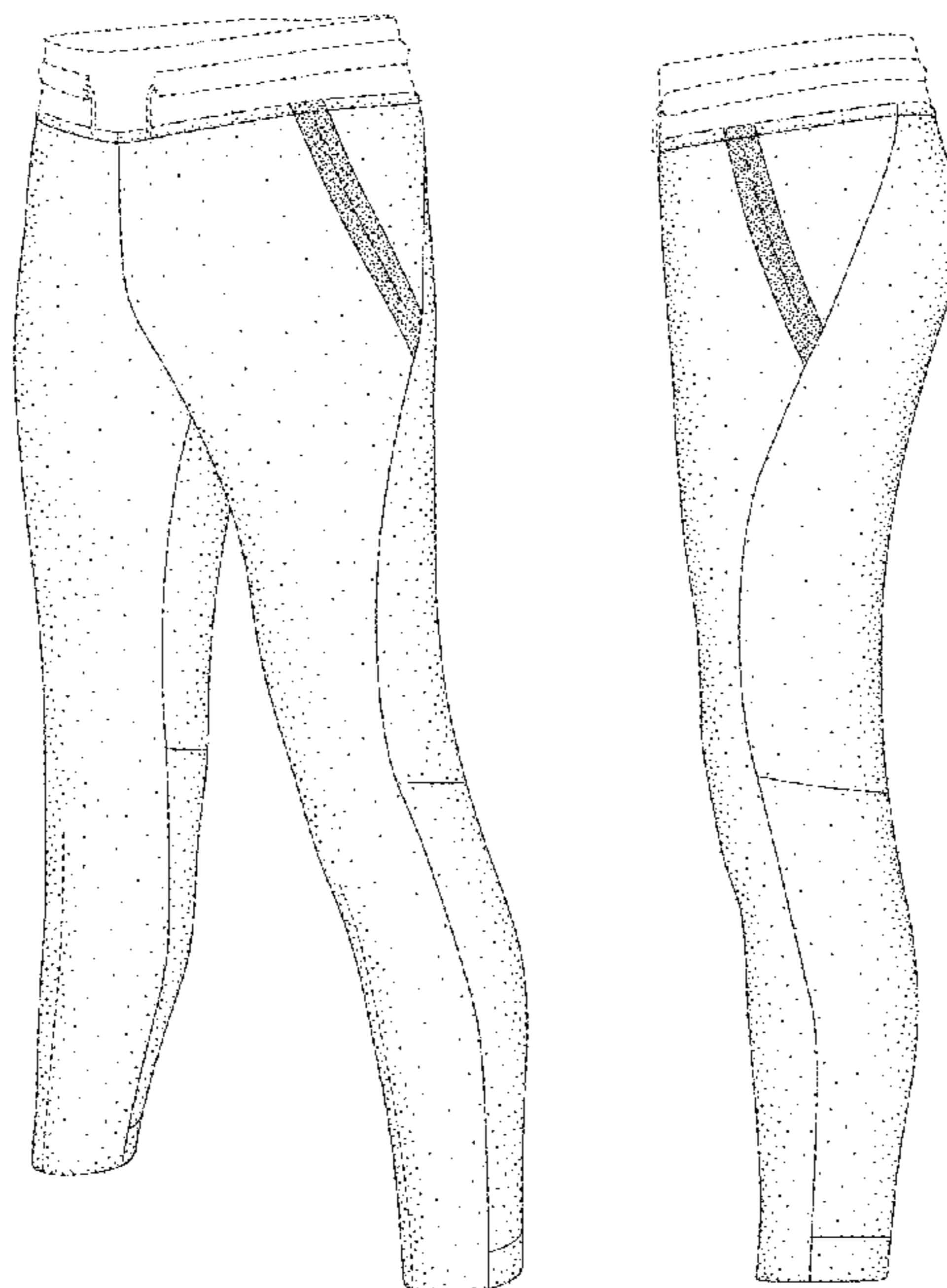
FIG. 1 is a front right perspective view of a garment showing our new design in an in-use configuration;  
FIG. 2 is a front view thereof;  
FIG. 3 is a rear view thereof;  
FIG. 4 is a first side view thereof; and,  
FIG. 5 is a second side view thereof.

The evenly-spaced broken lines shown in the drawings are directed to environment and form no part of the claimed design.

The dash dot broken lines depict boundaries of the claim that form no part of the claim.

The contrast shading represents a contrast in appearance only.

**1 Claim, 5 Drawing Sheets**



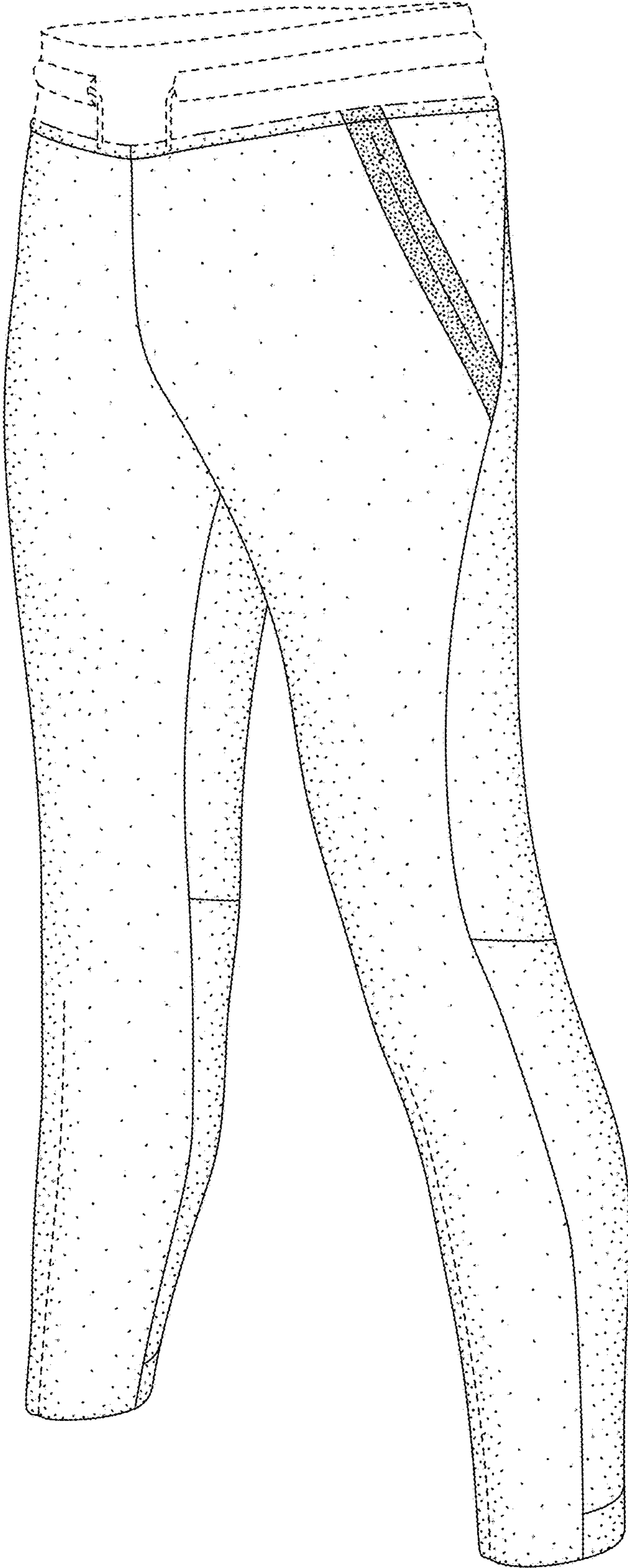


FIG. 1

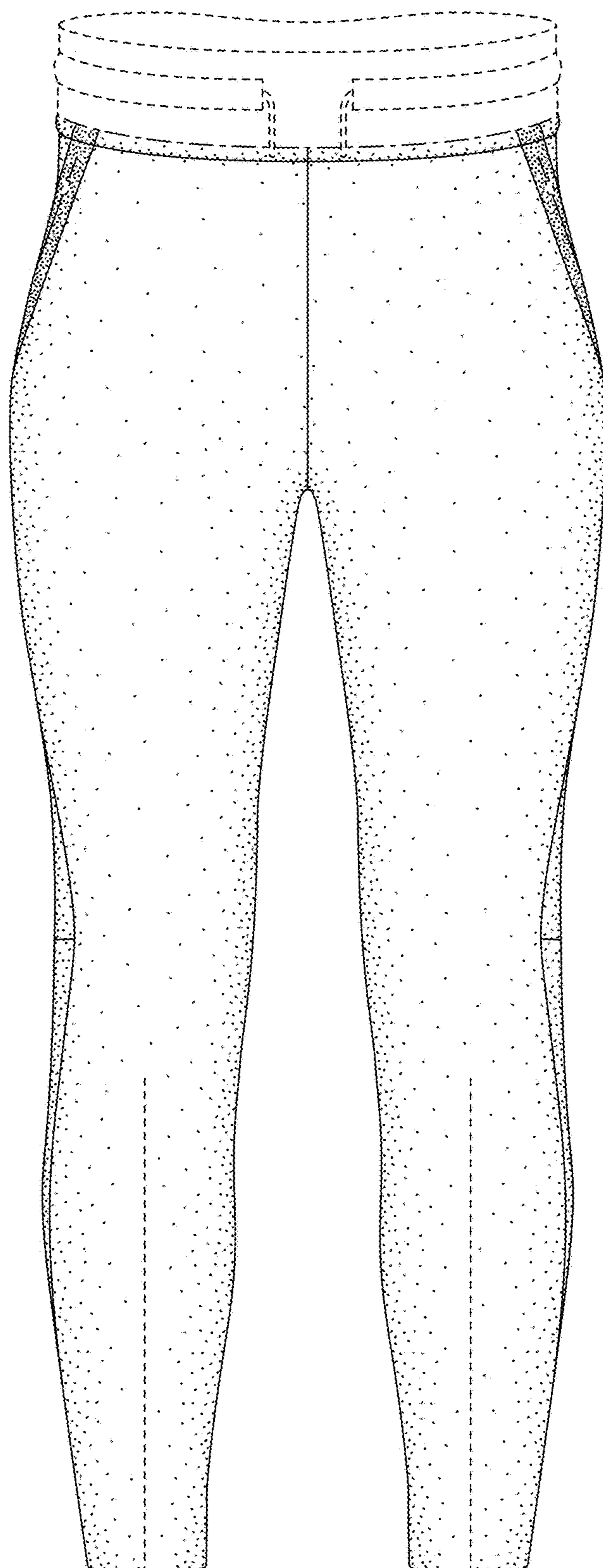


FIG. 2

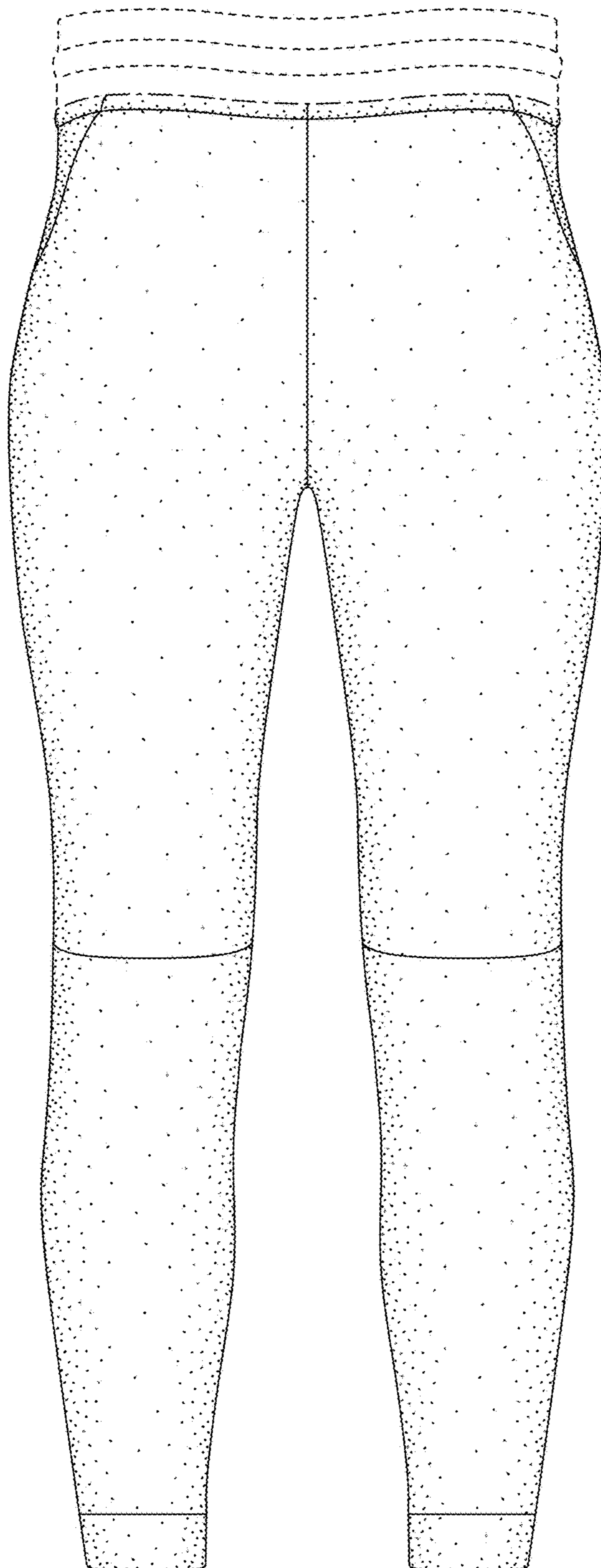


FIG. 3



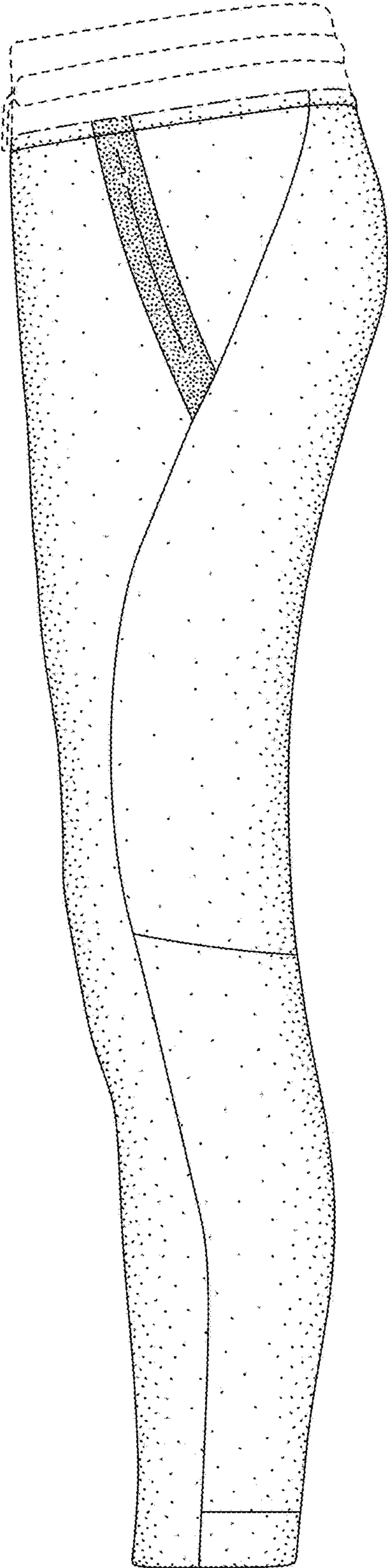


FIG. 4

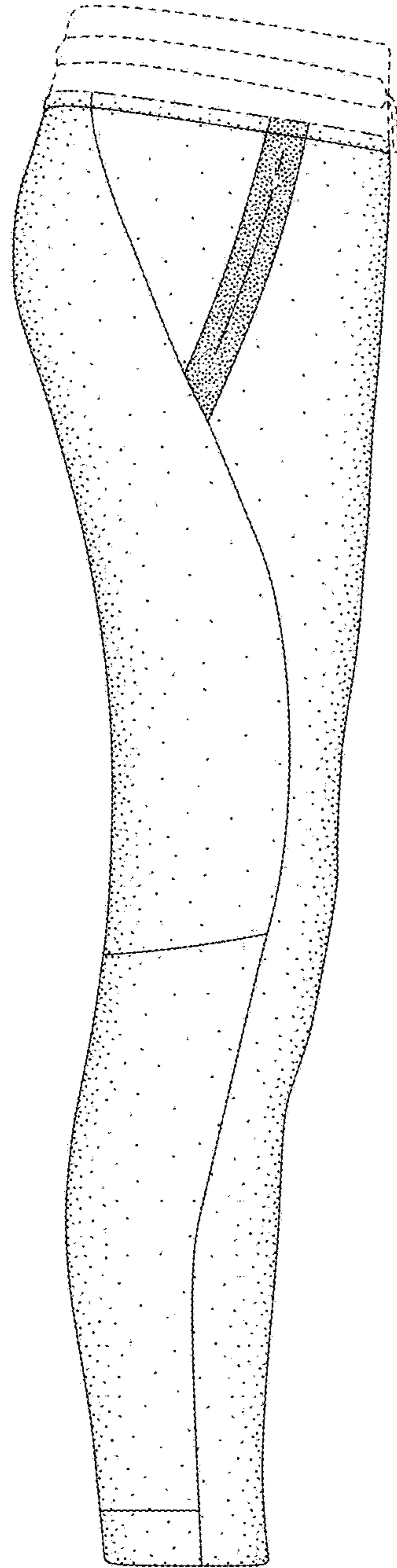


FIG. 5