



US00D802231S

(12) **United States Design Patent**  
**Criner et al.**

(10) **Patent No.:** **US D802,231 S**  
(45) **Date of Patent:** **\*\* Nov. 7, 2017**

(54) **KNIFE HOLDER FOR DISHWASHER**

(71) Applicants: **BSH Home Appliances Corporation**,  
Irvine, CA (US); **BSH Hausgeräte**  
**GmbH**, Munich (DE)

(72) Inventors: **Mia Criner**, New Bern, NC (US);  
**Matthew Richards**, New Bern, NC  
(US)

(73) Assignees: **BSH Home Appliances Corporation**,  
Irvine, CA (US); **BSH Hausgeräte**  
**GmbH**, Munich (DE)

(\*\*) Term: **15 Years**

(21) Appl. No.: **29/582,345**

(22) Filed: **Oct. 27, 2016**

(51) **LOC (10) Cl.** ..... **15-05**

(52) **U.S. Cl.**  
USPC ..... **D32/3**

(58) **Field of Classification Search**  
USPC ..... D32/3; D3/304, 310, 314; D7/637  
CPC ..... A47L 19/04; A47L 15/502; A47L 15/4202  
See application file for complete search history.

(56) **References Cited**

**U.S. PATENT DOCUMENTS**

D371,727 S *	7/1996	Gebhardt	.....	D7/637
6,161,718 A *	12/2000	Monbo	.....	A47L 19/04 220/23.87
D502,295 S *	2/2005	Feddema	.....	D32/3
6,945,421 B2 *	9/2005	Phifer	.....	A47L 15/502 220/486
D512,279 S *	12/2005	Berger	.....	D7/637
D517,253 S *	3/2006	Raches	.....	D32/3
7,073,682 B2 *	7/2006	Raches	.....	A47L 15/502 220/488

D530,921 S *	10/2006	Snell	.....	D3/304
D585,195 S *	1/2009	Dominique	.....	D3/304
D620,649 S *	7/2010	Eng	.....	D32/3
D708,487 S *	7/2014	Filipski	.....	D7/637
D729,463 S *	5/2015	Lee	.....	D32/3
D748,873 S *	2/2016	Ayers	.....	D32/3
D781,585 S *	3/2017	Levie	.....	D3/310
2002/0139809 A1 *	10/2002	Barry	.....	A47L 15/502 220/762
2006/0289041 A1 *	12/2006	Woo	.....	A47L 15/502 134/56 D
2009/0277484 A1 *	11/2009	Jerg	.....	A47L 15/4202 134/56 D

\* cited by examiner

*Primary Examiner* — Michael A. Pratt

*Assistant Examiner* — Michelle E Wilson

(74) *Attorney, Agent, or Firm* — Michael E. Tschupp;  
Andre Pallapies; Brandon G. Braun

(57) **CLAIM**

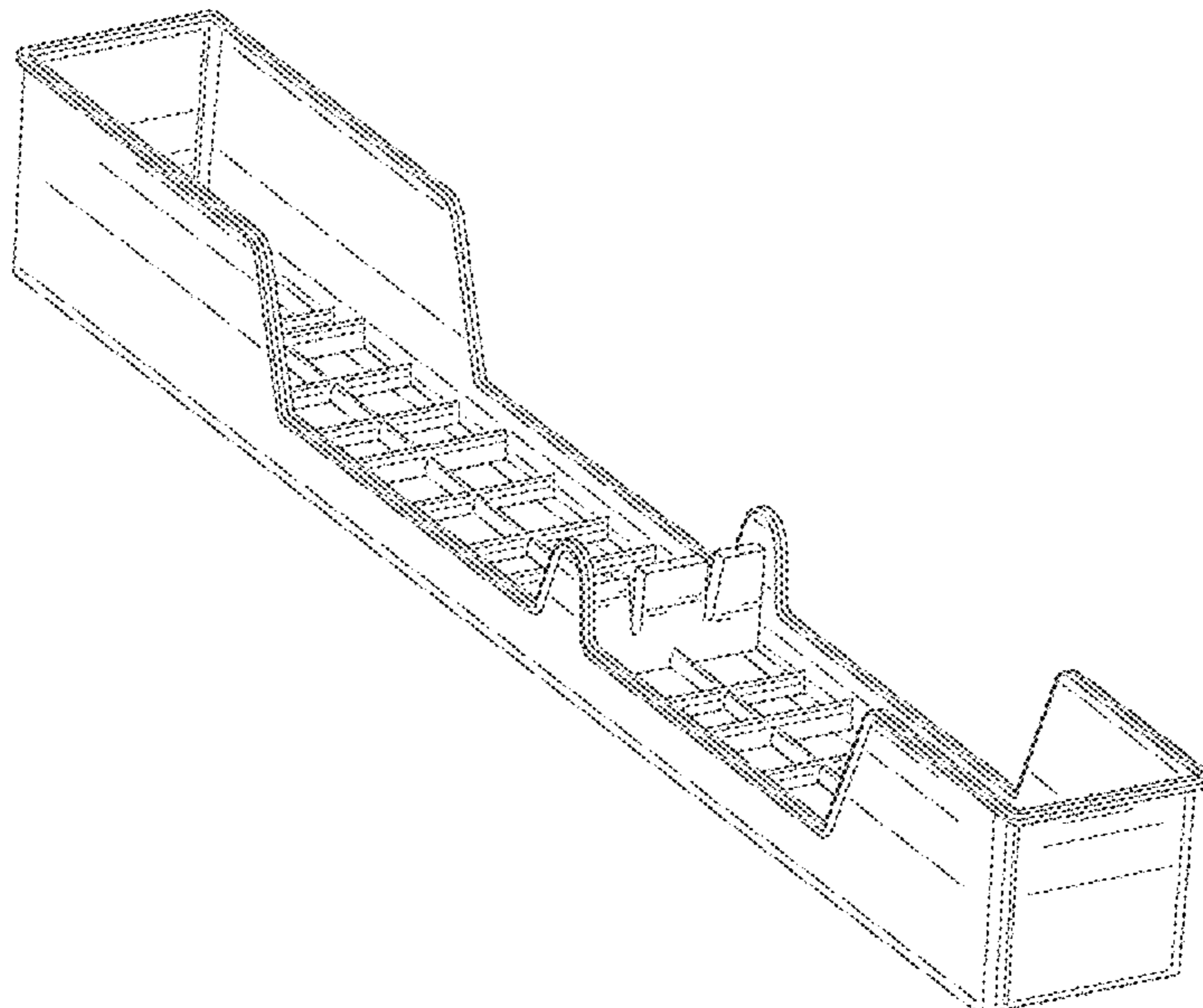
The ornamental design for a knife holder for dishwasher, as shown and described.

**DESCRIPTION**

FIG. 1 is a perspective view of a knife holder for dishwasher showing our new design;  
FIG. 2 is a front view thereof;  
FIG. 3 is a rear view thereof;  
FIG. 4 is a left side view thereof;  
FIG. 5 is a right side view thereof;  
FIG. 6 is a top view thereof;  
FIG. 7 is a bottom view thereof; and,  
FIG. 8 is a perspective view thereof while in use on a dishwasher rack.

The broken lines represent environmental structure or unclaimed portions of the knife holder for dishwasher and do not form a part of the claimed design.

**1 Claim, 5 Drawing Sheets**



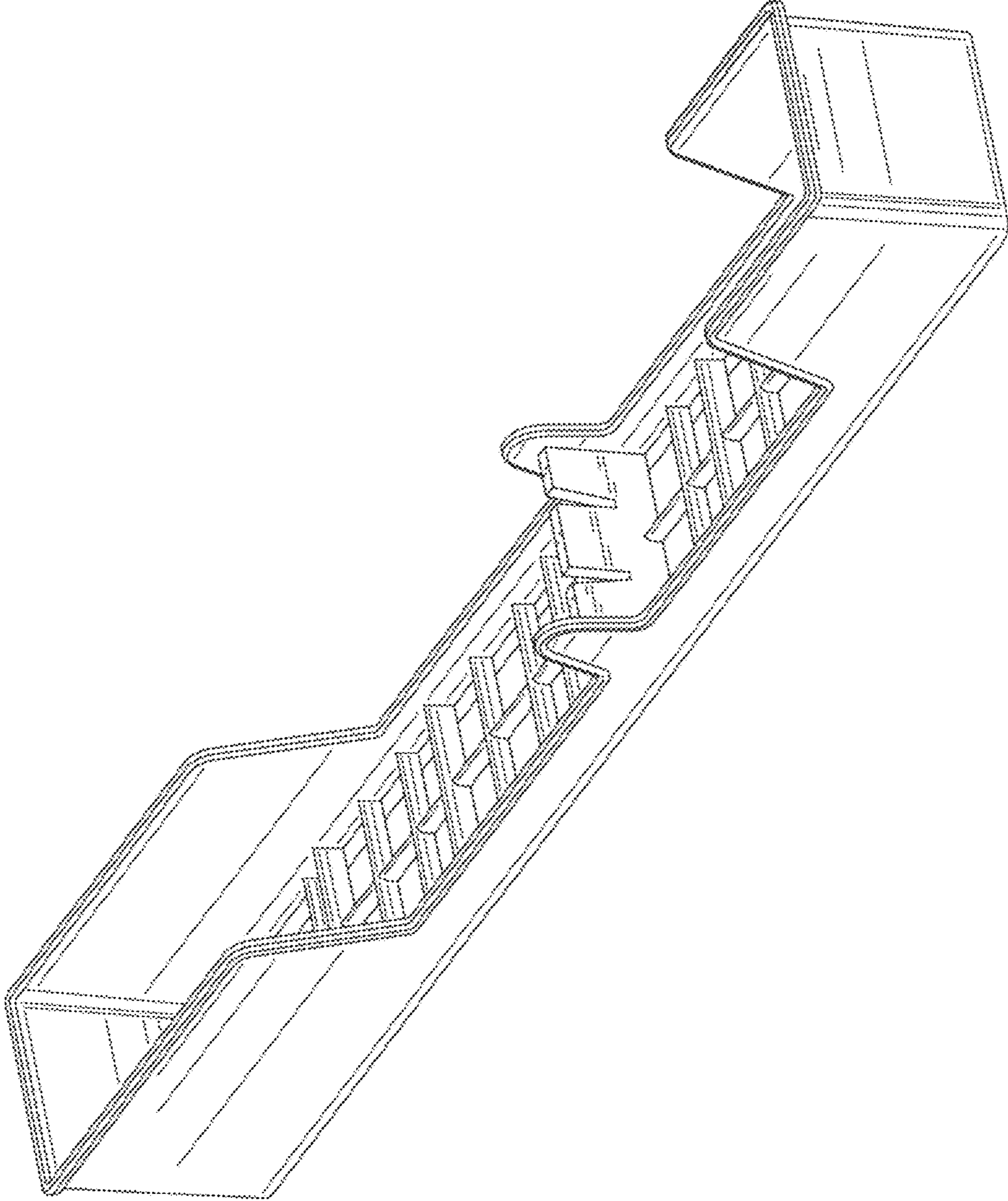


FIG. 1




FIG. 2

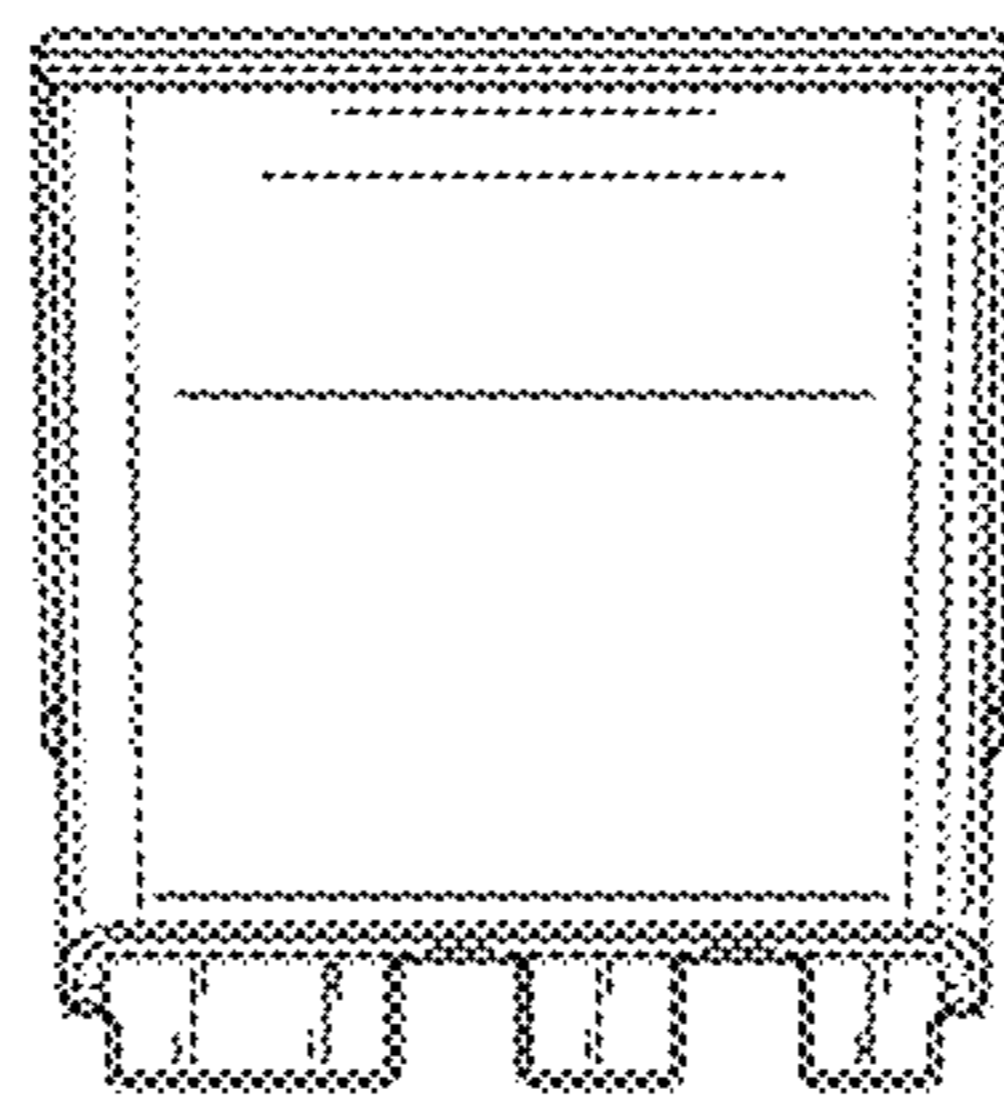


FIG. 3

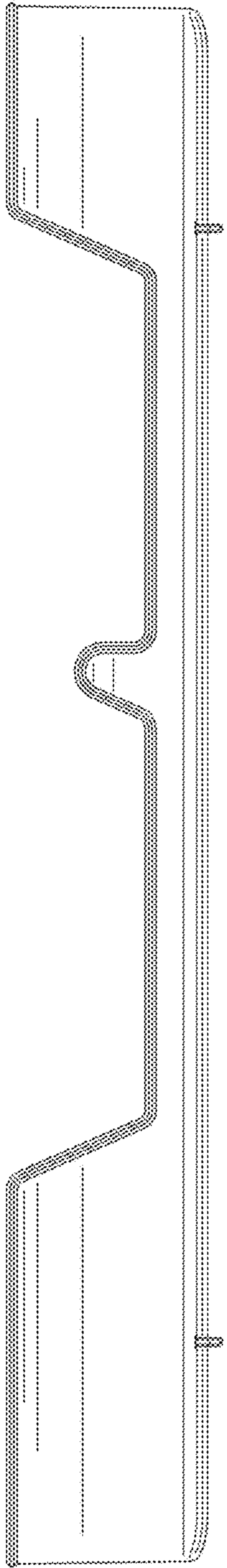


FIG. 4

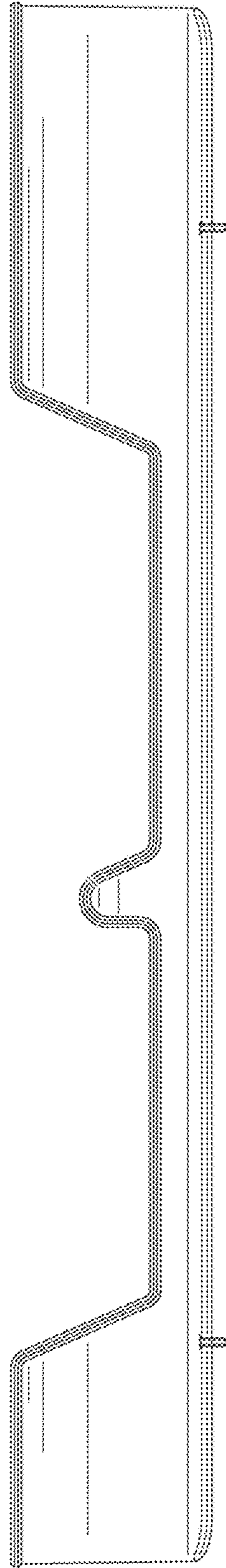


FIG. 5

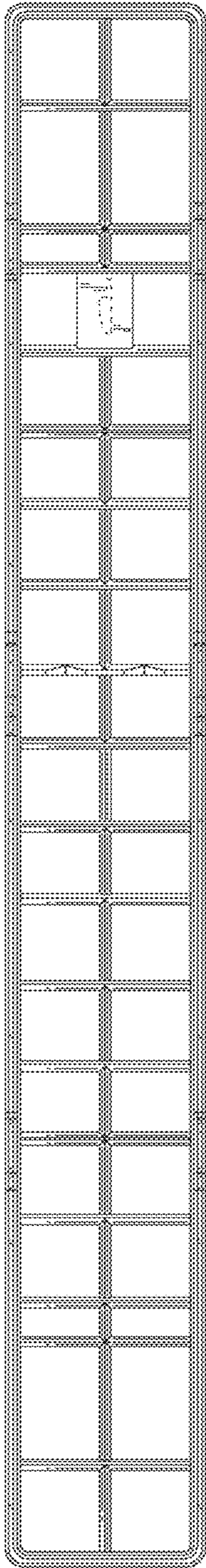


FIG. 6

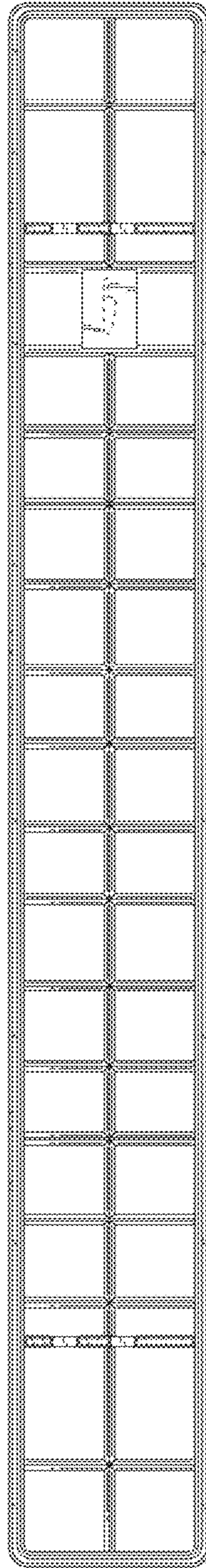


FIG. 7

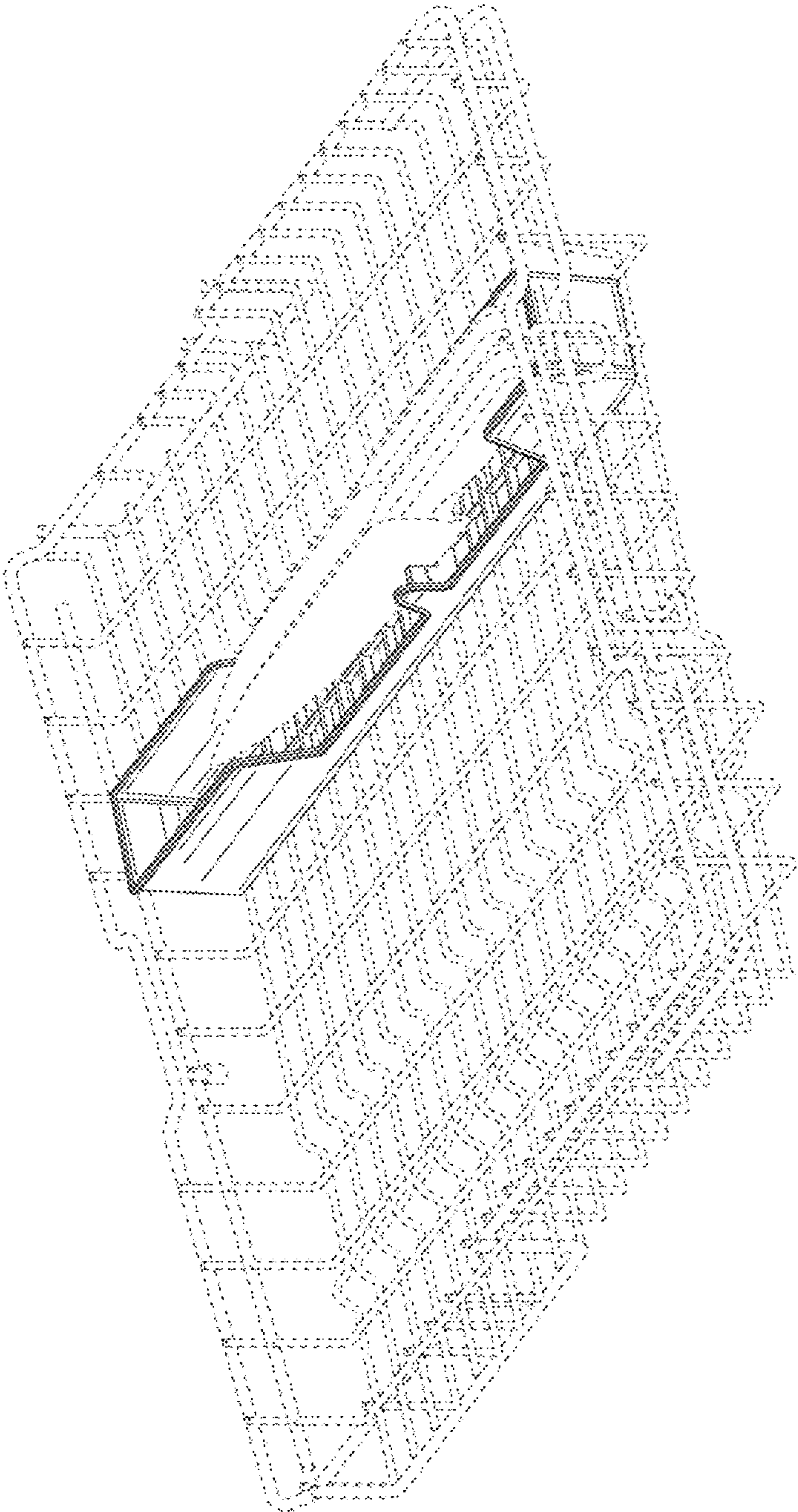


FIG. 8