



US00D802220S

(12) **United States Design Patent**
Farias et al.

(10) **Patent No.:** **US D802,220 S**

(45) **Date of Patent:** **** Nov. 7, 2017**

(54) **MASK**

(71) Applicants: **Jose L. Escutia Farias**, Phoenix, AZ
(US); **Anthony Todd Miceli**, Castaic,
CA (US)

(72) Inventors: **Jose L. Escutia Farias**, Phoenix, AZ
(US); **Anthony Todd Miceli**, Castaic,
CA (US)

(**) **Term:** **15 Years**

(21) Appl. No.: **29/562,024**

(22) Filed: **Apr. 21, 2016**

(51) **LOC (10) Cl.** **29-02**

(52) **U.S. Cl.**
USPC **D29/110**

(58) **Field of Classification Search**
USPC D29/108-110, 102, 10-107; D2/866;
D24/110.1-110.3
CPC .. A42B 3/18; A42B 3/20; A42B 3/221; A42B
3/222; A42B 3/223; A42B 3/225; A42B
3/226; A62B 18/02; A62B 18/04; A62B
18/08; A62B 18/084; D41D 13/11; D41D
13/1107; D41D 13/1146; D41D 13/1184
See application file for complete search history.

(56) **References Cited**

U.S. PATENT DOCUMENTS

3,018,776	A *	1/1962	Saitta	A62B 18/08 128/205.21
D199,945	S *	12/1964	Klinger	2/9
3,545,436	A *	12/1970	Holloway	A62B 18/02 128/206.24
4,296,746	A *	10/1981	Mason, Jr.	A41D 13/1184 128/201.12

4,402,316	A *	9/1983	Gadberry	A62B 18/02 128/201.15
D271,144	S *	10/1983	Gadberry	D24/110.3
D331,988	S *	12/1992	Markert	D24/110.2
D378,610	S *	3/1997	Reischel	D24/110.2
5,924,420	A *	7/1999	Reischel	A62B 18/08 128/206.17
D426,298	S *	6/2000	Grannis	D24/110.2
8,276,582	B2 *	10/2012	Bridges	A62B 18/04 128/200.08
8,464,717	B2 *	6/2013	Greter	A62B 18/084 128/206.24
D755,952	S *	5/2016	Klockseth	D24/110.2

* cited by examiner

Primary Examiner — Robert A Delehanty

(57) **CLAIM**

The ornamental design for a mask, as shown and described.

DESCRIPTION

FIG. 1 is a perspective view of a mask showing my new design;
FIG. 2 is a front elevational view thereof;
FIG. 3 is a right side elevational view thereof;
FIG. 4 is a rear elevational view thereof;
FIG. 5 is a left side elevational view thereof;
FIG. 6 is a top plan view thereof;
FIG. 7 is a bottom plan view thereof;
FIG. 8 is a bottom-front-left perspective view thereof;
FIG. 9 is a bottom-front-right perspective view thereof;
FIG. 10 is a top-front-left perspective view thereof;
FIG. 11 is a bottom-rear-left perspective view thereof;
FIG. 12 is a bottom-rear-right perspective view thereof;
FIG. 13 is a top-rear-left perspective view thereof; and,
FIG. 14 is a top-rear-right perspective view thereof.

1 Claim, 14 Drawing Sheets

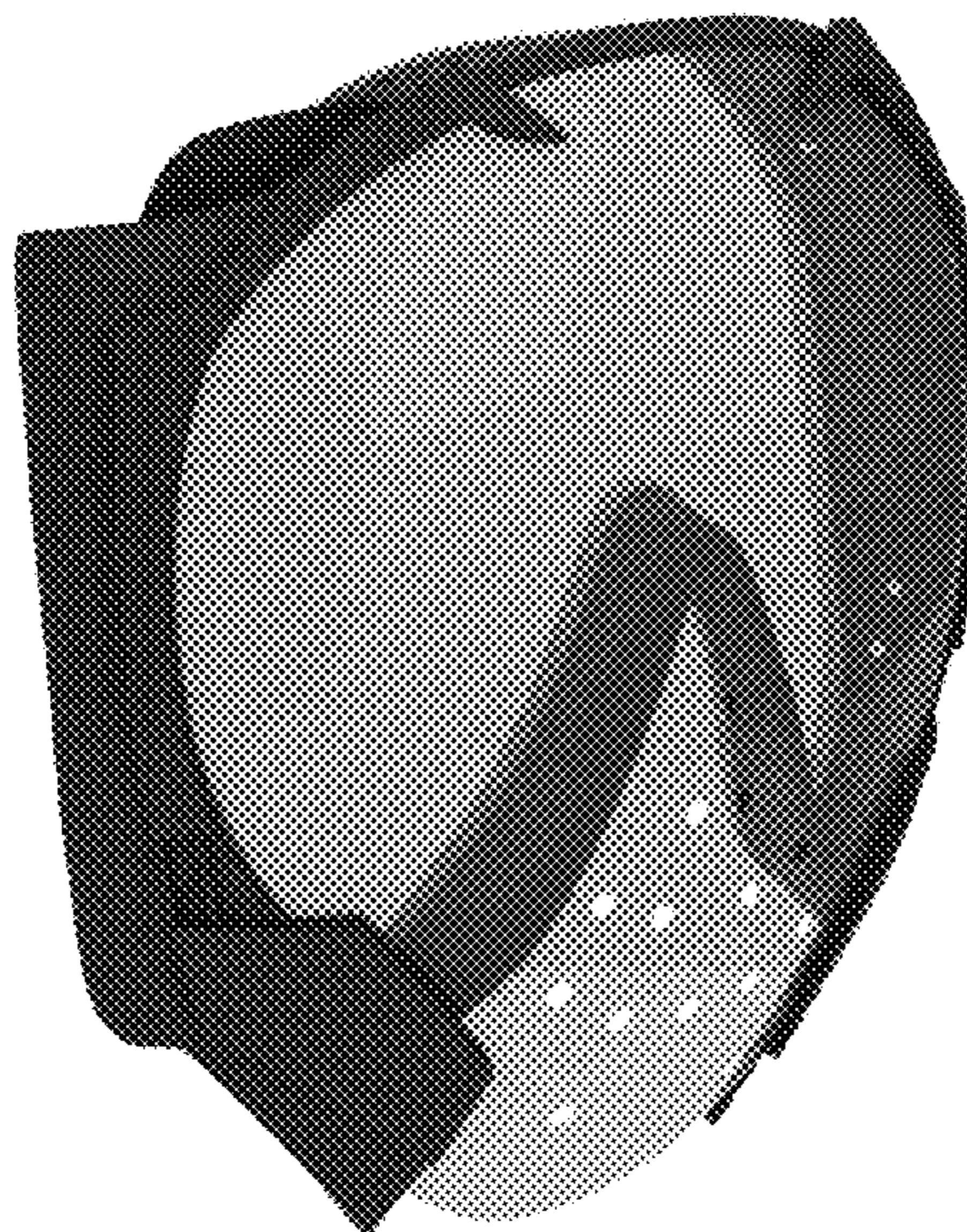




FIG. 1




FIG. 2

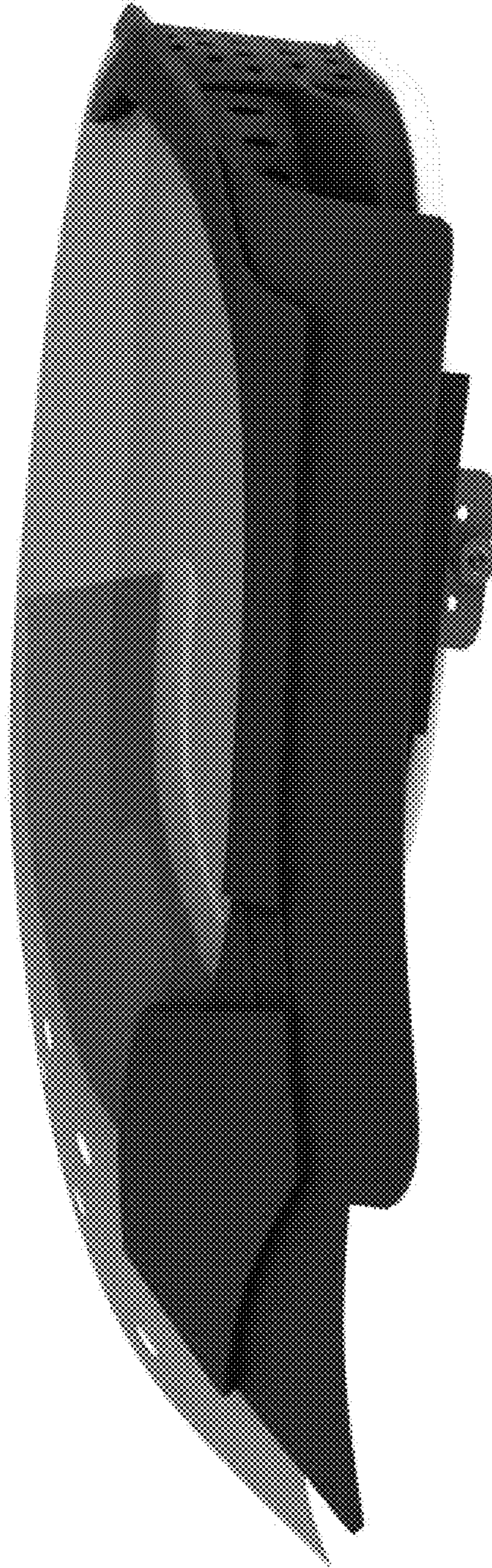


FIG. 3



FIG. 4




FIG. 5




FIG. 6




FIG. 7

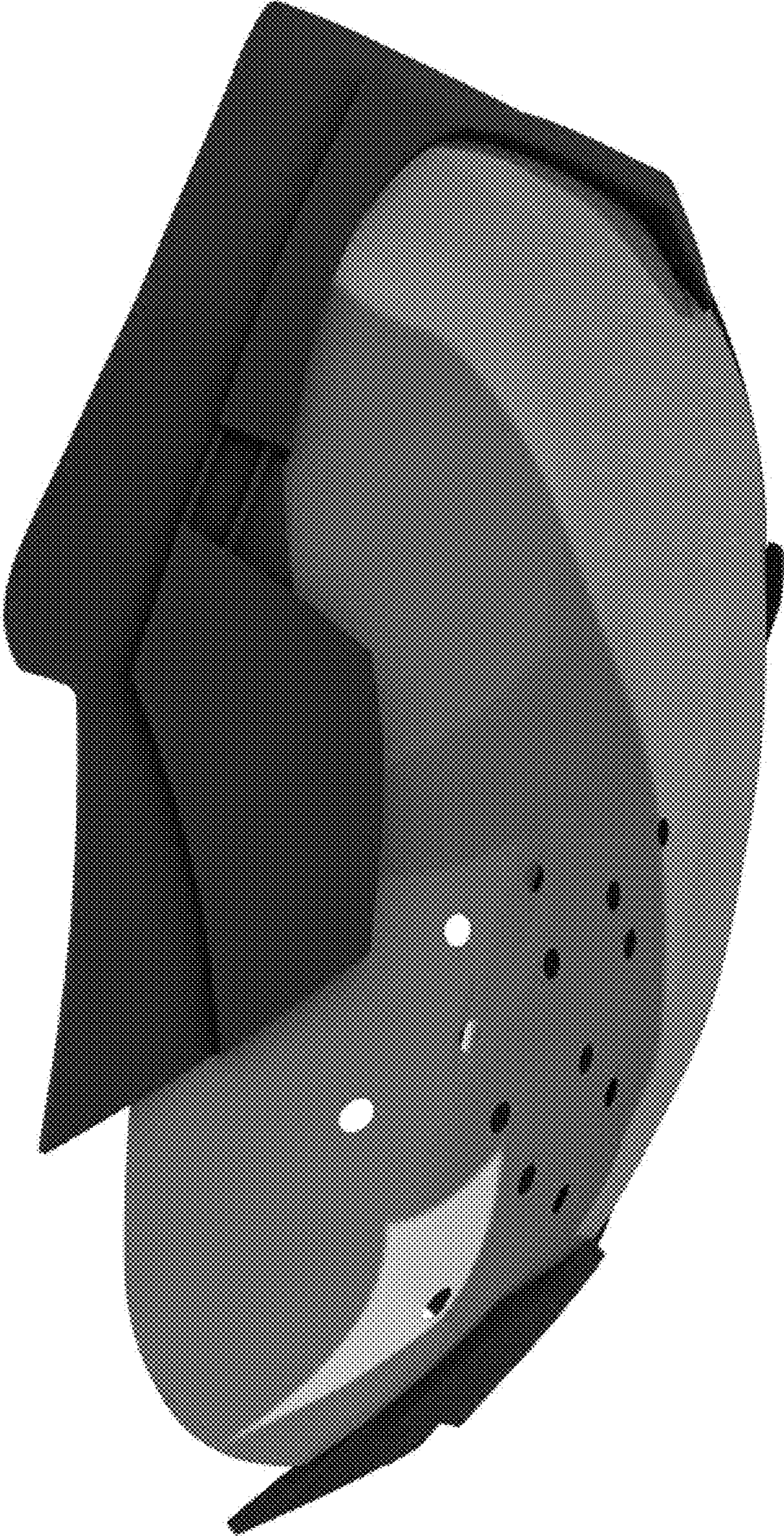


FIG. 8

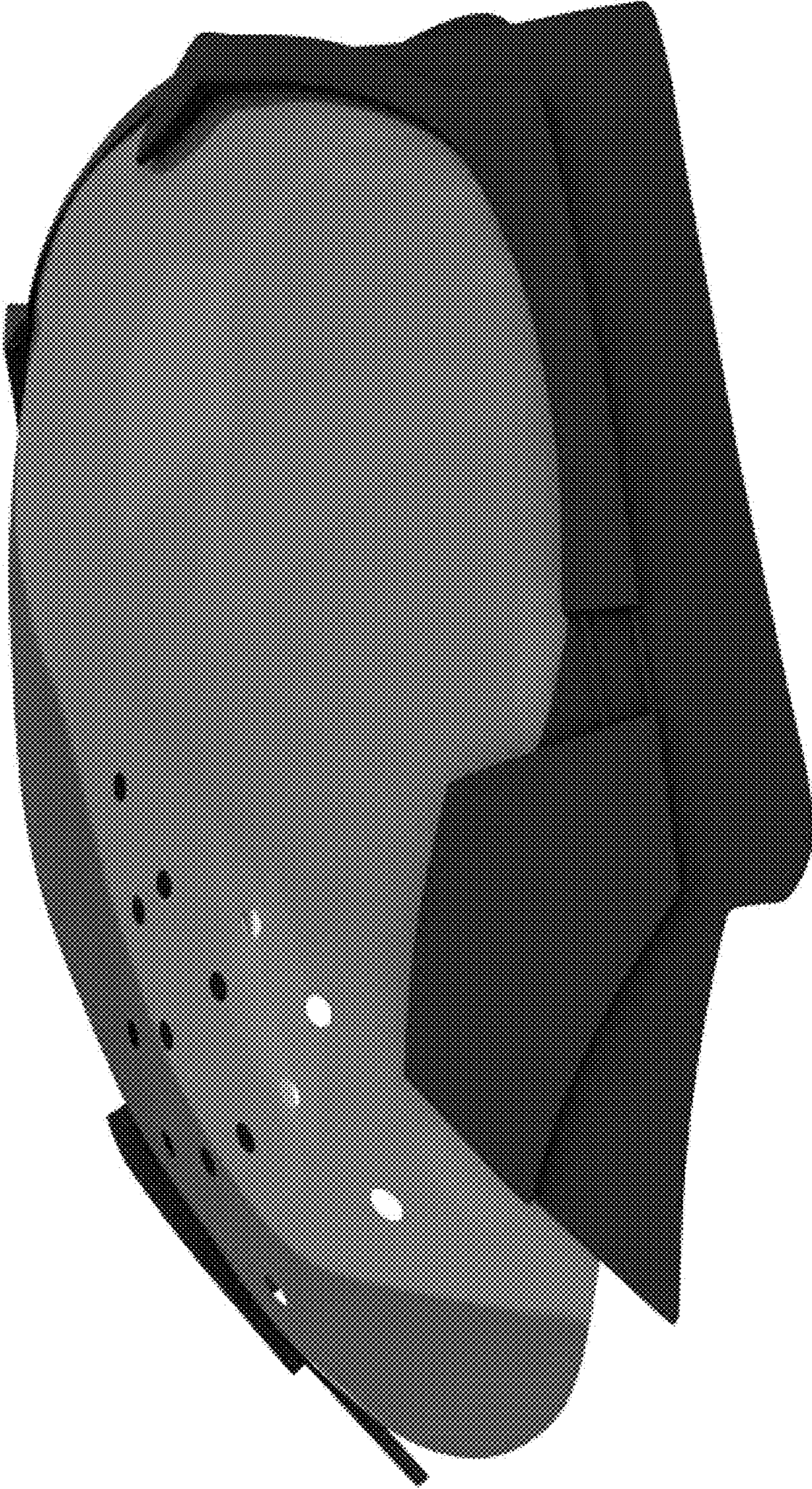


FIG. 9



FIG. 10



FIG. 11



FIG. 12



FIG. 13



FIG. 14