



US00D802211S

(12) **United States Design Patent** (10) **Patent No.:** **US D802,211 S**
Michaels et al. (45) **Date of Patent:** **** Nov. 7, 2017**

(54) **STAND FOR LIGHT EMITTING HANDS FREE DEVICE**
(71) Applicant: **Lexington International, LLC**, Boca Raton, FL (US)
(72) Inventors: **David Michaels**, Boca Raton, FL (US); **Randy Veliky**, Lighthouse Point, FL (US); **James Smeriglio**, Jupiter, FL (US); **Alain Dijkstra**, Shenzhen (CN); **Yong Zhang**, Changde (CN)
(73) Assignee: **Lexington International, LLC**, Boca Raton, FL (US)

(**) Term: **15 Years**

(21) Appl. No.: **29/560,618**

(22) Filed: **Apr. 8, 2016**

(51) **LOC (10) Cl.** **28-03**

(52) **U.S. Cl.**
USPC **D28/17**

(58) **Field of Classification Search**
USPC ... D6/2, 3, 8, 23-27, 37, 38, 39, 40, 44, 46, D6/48, 49, 50, 60, 61, 63, 65, 67, 104, D6/113, 118, 119, 138, 140-145, 148, D6/152, 153, 155, 156; D8/382, 383, D8/390, 395; D10/111-115; D13/134, D13/179; D14/473; D24/184, 185, 210; D25/119-135; D28/10, 15, 17, 18, 32, D28/73, 74, 76, 84, 93; D26/2, 3, 8, D26/23-27, 37, 38, 39, 40, 44, 46, 48, D26/49, 50, 60, 61, 63, 65, 67, 104, 113, D26/118, 119, 138, 140-145, 148, 152, D26/153, 155, 156
CPC .. F21S 6/00; F21S 6/001; F21S 10/063; F21S 13/12; F21S 8/02; F21S 8/03; F21S 8/036; F21S 8/037; F21S 8/043; F21S 8/063; F21S 8/061; F21S 8/066; F21V 33/0004; F21V 21/03; F21V 21/34; F21V 23/001; A45D 20/20; A45D 24/38

See application file for complete search history.

(56) **References Cited**

U.S. PATENT DOCUMENTS

D65,142 S * 7/1924 Roth D8/307
D85,771 S * 12/1931 Ruppel D8/307
D139,715 S * 12/1944 Wagner D26/101

(Continued)

FOREIGN PATENT DOCUMENTS

KR 10-2008-0025989 A 3/2008
WO 2010/067323 A1 6/2010
WO 2013/084189 A2 6/2013

OTHER PUBLICATIONS

Hairmax Lazer band Stand (available online Aug. 10, 2016) Retrieved from the internet Mar. 13, 2017, retrieved from the internet URL: youtube.com/watch?v=aqRscRdS7_Q.*

Primary Examiner — Garth Rademaker

Assistant Examiner — Richard Kearney

(74) *Attorney, Agent, or Firm* — Christopher & Weisberg, P.A.

(57) **CLAIM**

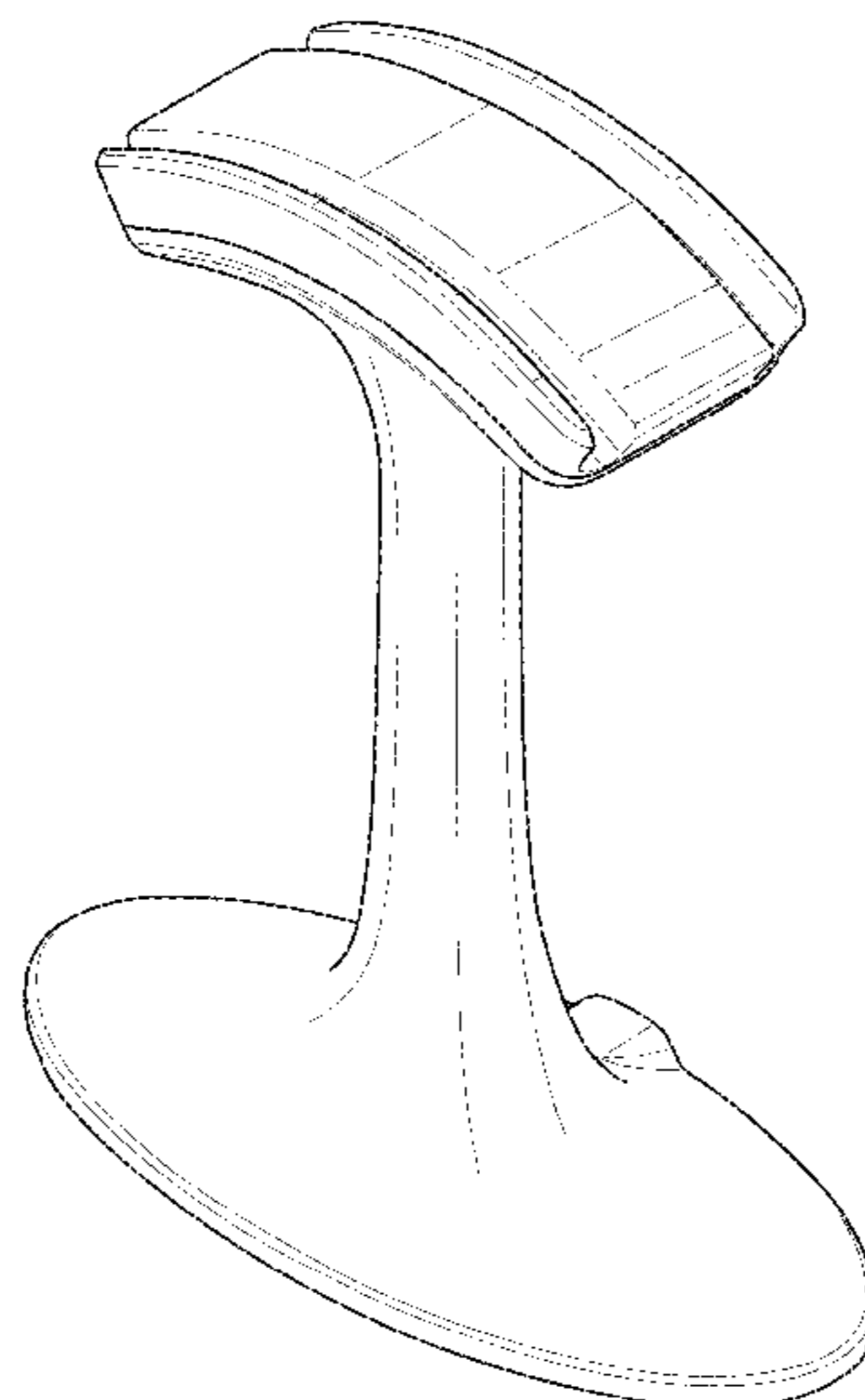
The ornamental design for a stand for light emitting hands free device, as shown and described.

DESCRIPTION

FIG. 1 is a front perspective view of a stand for a light emitting hands free device;
FIG. 2 is a front view thereof;
FIG. 3 is a rear view thereof;
FIG. 4 is a top view thereof;
FIG. 5 is a bottom view thereof;
FIG. 6 is a right side view thereof; and,
FIG. 7 is a left side view thereof.

The broken lines shown in the drawings illustrate portions of the stand for light emitting hands free device that form no part of the claimed design.

1 Claim, 5 Drawing Sheets



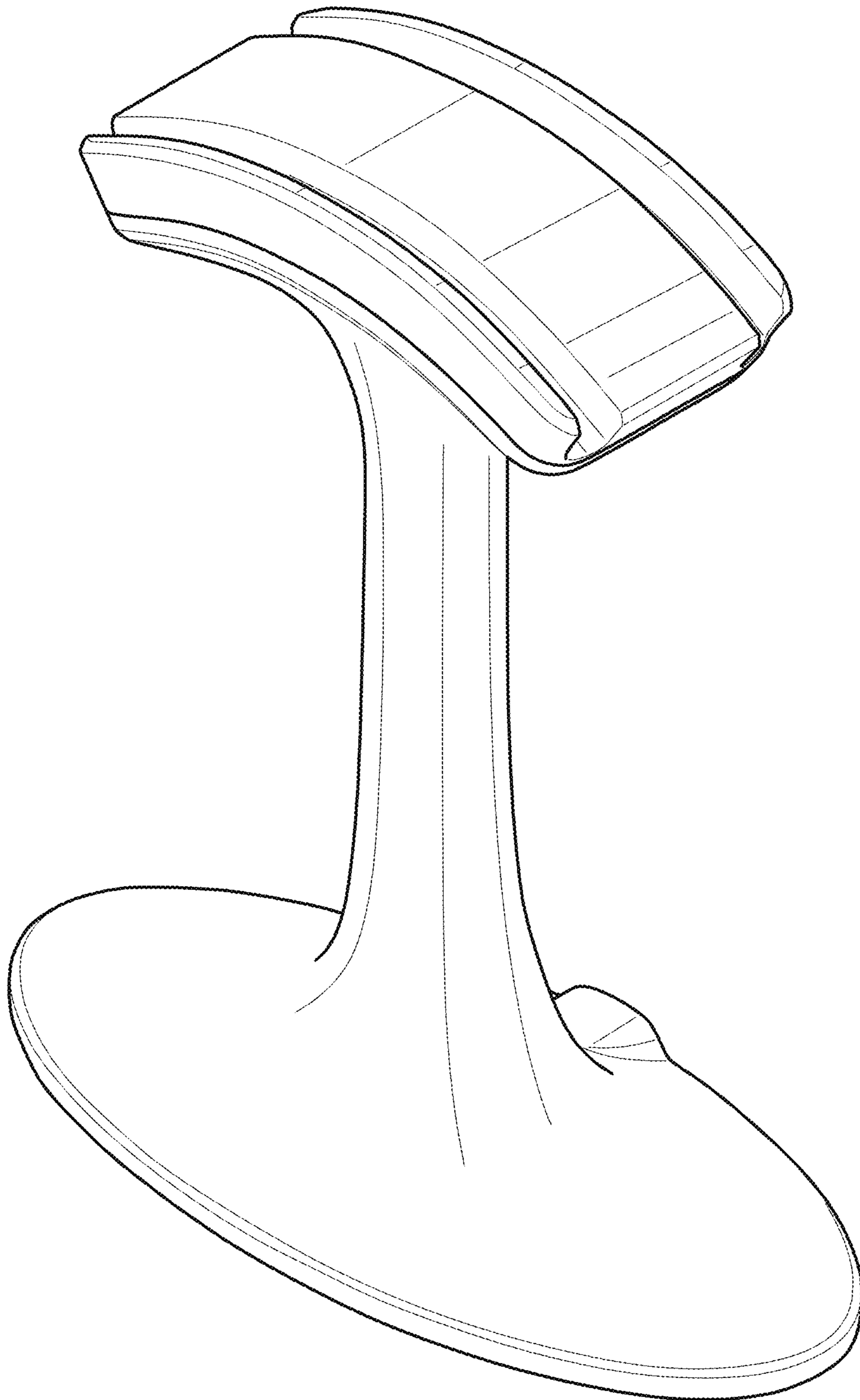


FIG. 1

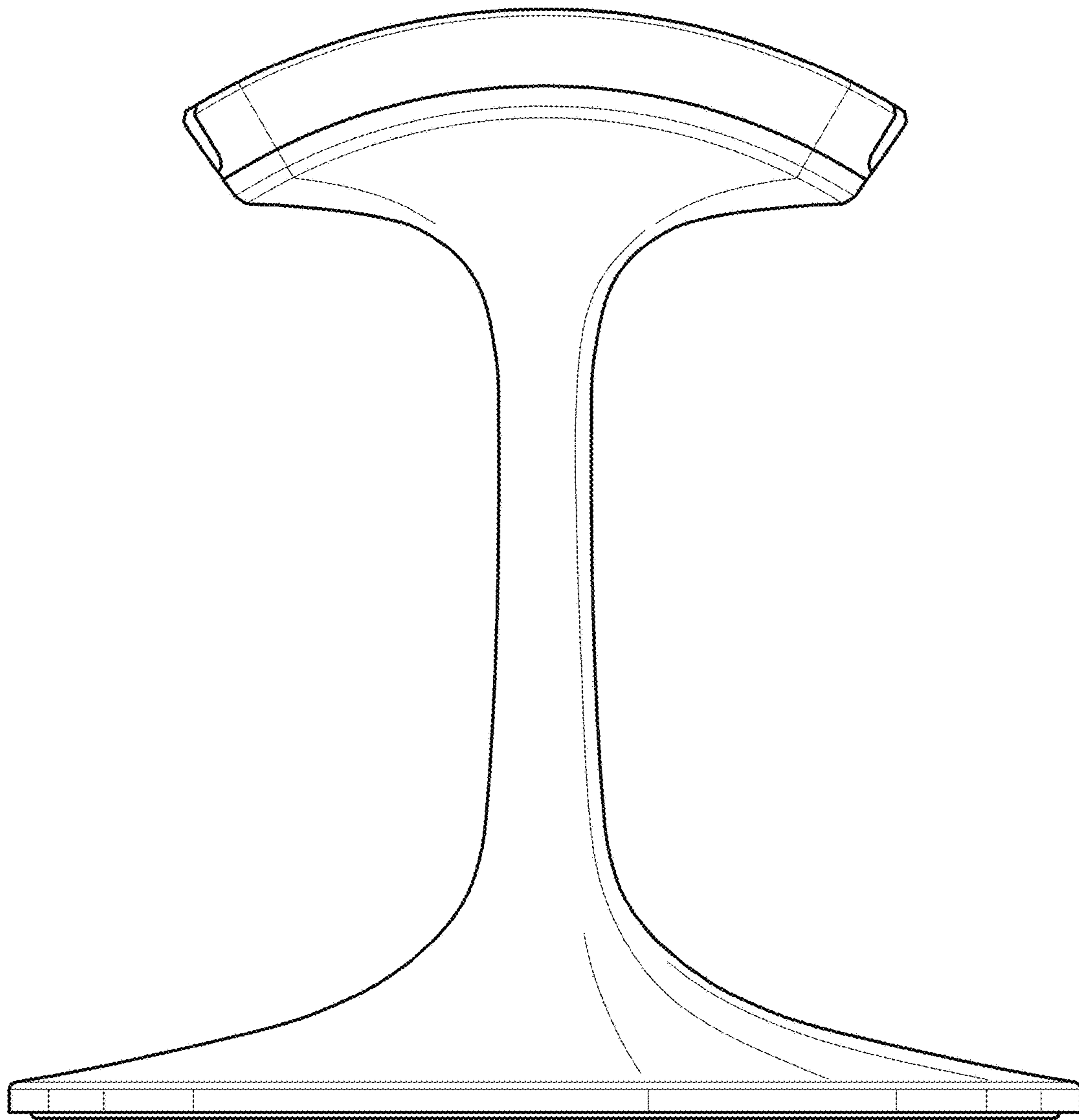


FIG. 2

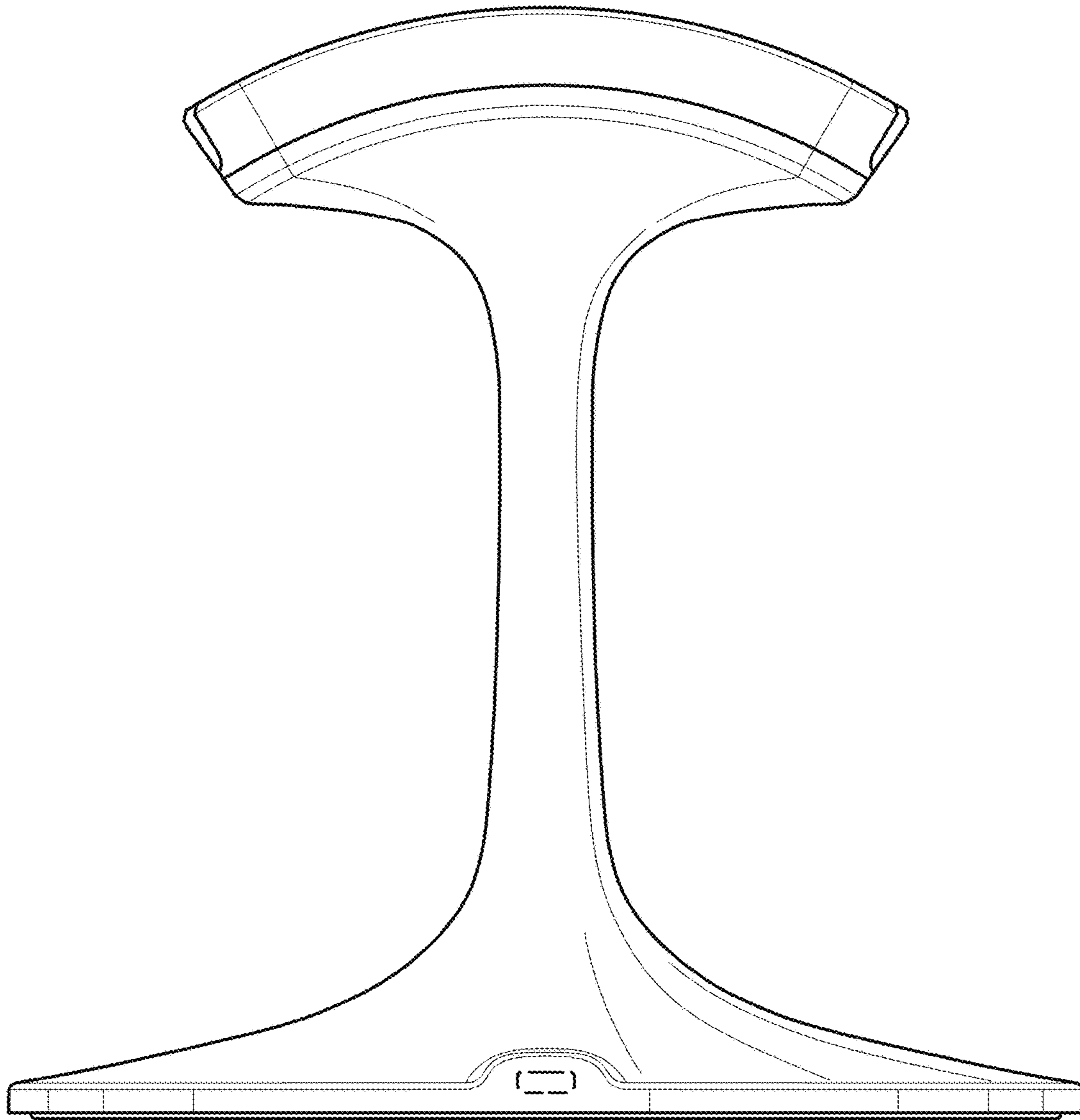


FIG. 3

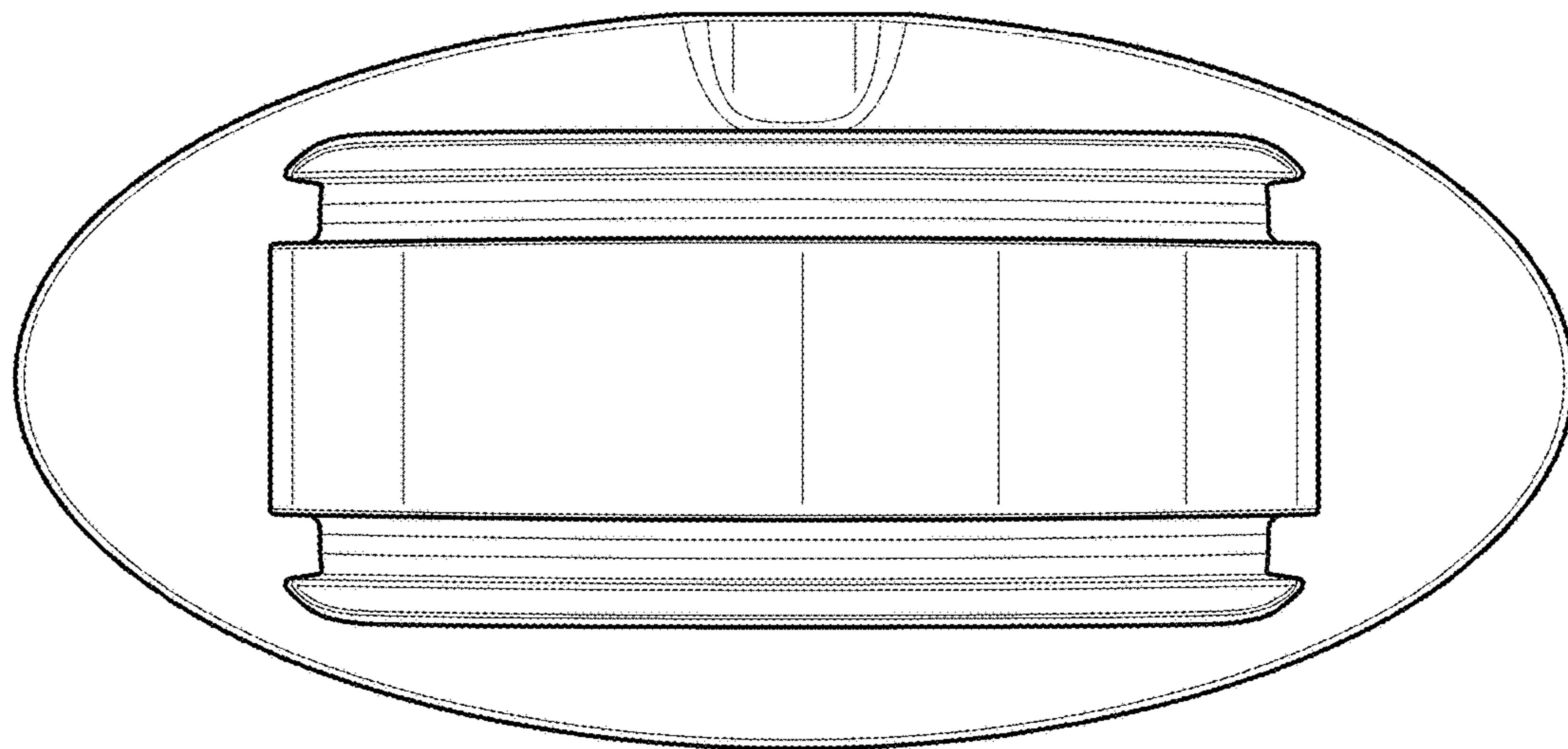


FIG. 4




FIG. 5

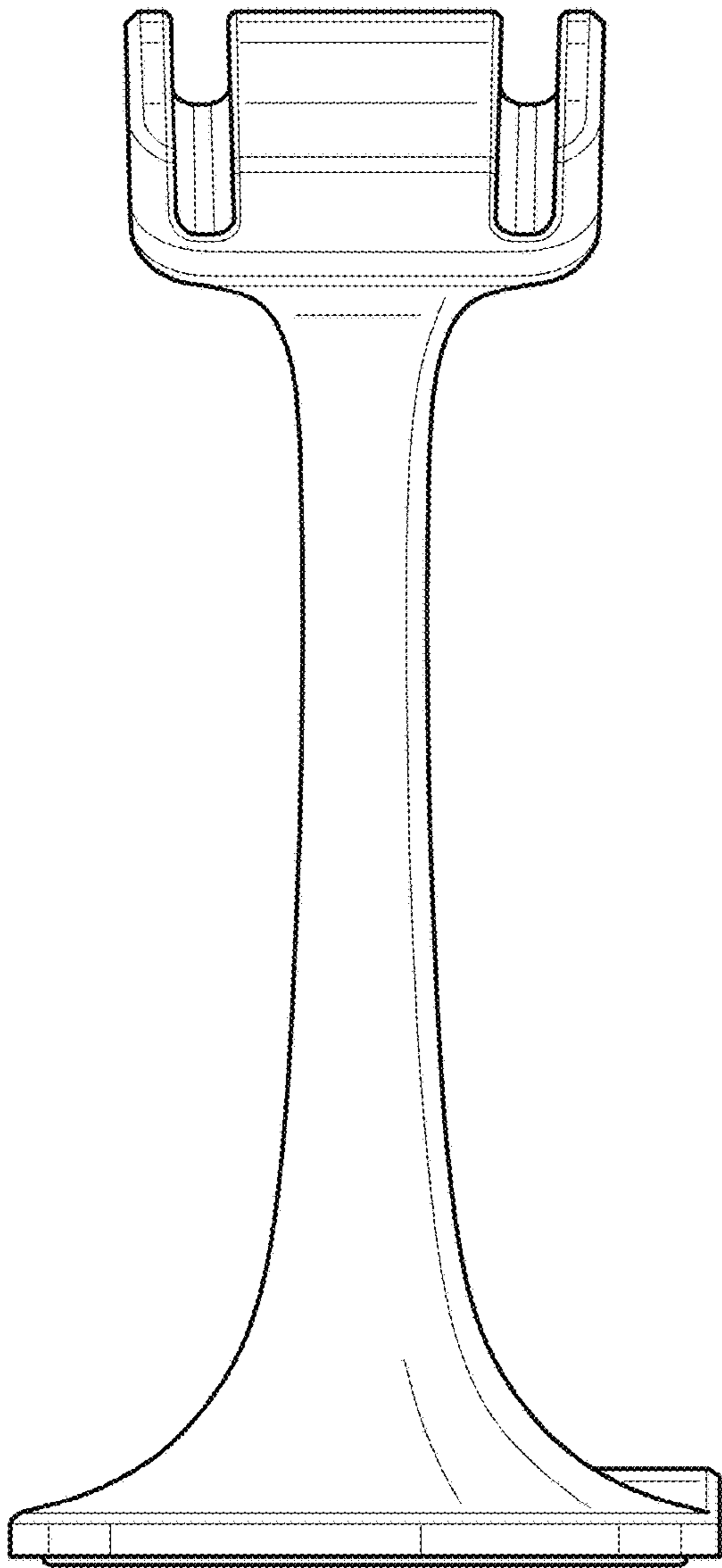


FIG. 6

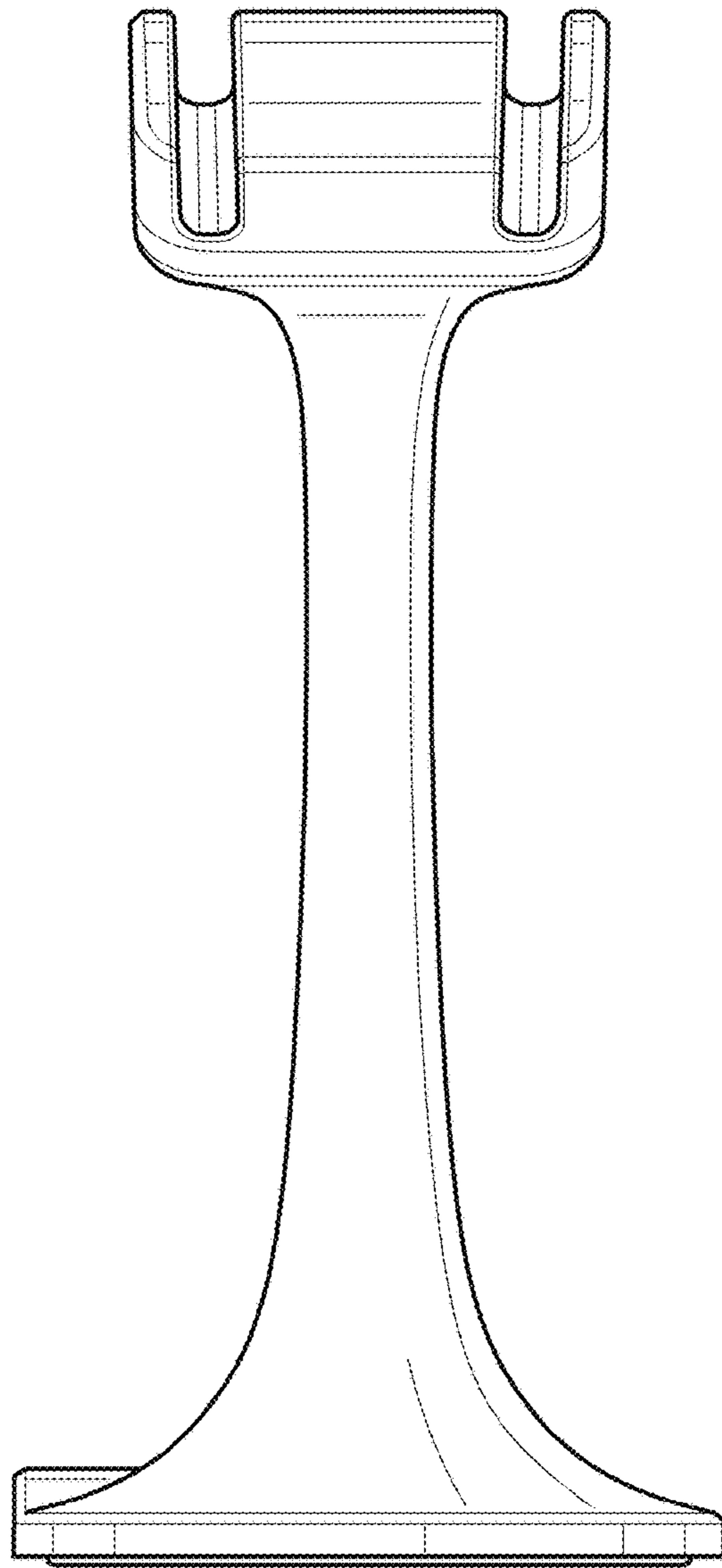


FIG. 7