



US00D802208S

(12) **United States Design Patent** (10) **Patent No.:** **US D802,208 S**
Scott (45) **Date of Patent:** **** Nov. 7, 2017**

(54) **CONTAINER**

(71) Applicant: **NERUDIA LIMITED**, Liverpool (GB)

(72) Inventor: **Kenneth Scott**, Liverpool (GB)

(73) Assignee: **NERUDIA LIMITED**, Liverpool (GB)

(**) Term: **15 Years**

(21) Appl. No.: **29/529,681**

(22) Filed: **Jun. 9, 2015**

(30) **Foreign Application Priority Data**

Dec. 9, 2014 (GB) 4038567
Dec. 9, 2014 (GB) 4038568
Jun. 8, 2015 (GB) 4041368
Jun. 8, 2015 (GB) 4041369

(51) **LOC (10) Cl.** **27-06**

(52) **U.S. Cl.**
USPC **D27/189**

(58) **Field of Classification Search**

USPC D3/203.1, 203.6, 20; D9/432, 686, 724;
D13/118, 119, 184; D27/100, 139, 141,
D27/142, 143, 144, 162, 163, 164, 167,
D27/172-193, 194; D7/300.1, 510, 511
CPC A24F 47/00; A24F 47/008; H05B 3/03;
A61M 16/108; A61M 16/10; B65D
85/1045

See application file for complete search history.

(56) **References Cited**

U.S. PATENT DOCUMENTS

D323,292 S * 1/1992 Jones D9/424
D346,878 S * 5/1994 Gee D27/194
D355,275 S * 2/1995 Focke D27/186
D381,261 S * 7/1997 Crawford D9/529
D493,912 S * 8/2004 Wong D27/141
D596,348 S * 7/2009 Buse D27/189

D665,734 S * 8/2012 Fitch D13/107
D671,678 S * 11/2012 Wu D27/189
D691,420 S * 10/2013 McIntire D7/510
D706,976 S * 6/2014 Wu D27/189
D723,736 S * 3/2015 Liu D27/189
D723,737 S * 3/2015 Liu D27/189
D725,953 S * 4/2015 Gamelli D7/300.1
D733,961 S * 7/2015 Wu D27/189
D736,455 S * 8/2015 Liu D27/189
D736,458 S * 8/2015 Liu D27/189
D736,460 S * 8/2015 McKeon D27/189
D736,995 S * 8/2015 Recio D27/141
D737,507 S * 8/2015 Liu D27/189
D737,508 S * 8/2015 Liu D27/189
D752,282 S * 3/2016 Doster D27/189
D752,283 S * 3/2016 Doster D27/189
D753,336 S * 4/2016 Chen D27/101

(Continued)

Primary Examiner — Robert M Spear

Assistant Examiner — Marissa J. Cash

(74) *Attorney, Agent, or Firm* — Pillsbury Winthrop Shaw Pittman, LLP

(57) **CLAIM**

The ornamental design for a container, as shown and described.

DESCRIPTION

FIG. 1 is a perspective view from front, above and one side of the container;

FIG. 2 is a front view of the container;

FIG. 3 is a left side view of the container;

FIG. 4 is a right side view of the container;

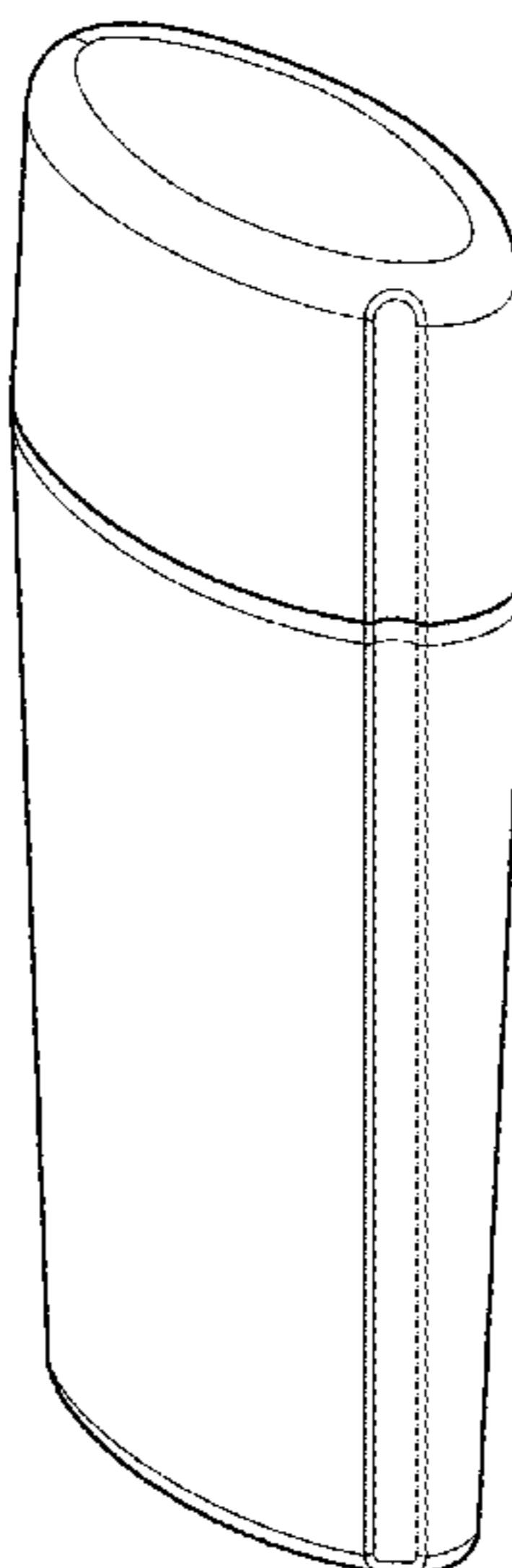
FIG. 5 is a back view of the container;

FIG. 6 is a top plan view of the container; and,

FIG. 7 is a bottom plan view of the container, it being understood the outermost broken line represents the claim boundary.

The subject matter in broken lines forms no part of the claimed design.

1 Claim, 7 Drawing Sheets



(56)

References Cited

U.S. PATENT DOCUMENTS

D753,338 S *	4/2016	Chen	D27/162
D756,563 S *	5/2016	Joyce, III	D27/189
D760,027 S *	6/2016	Meyers	D7/510

* cited by examiner

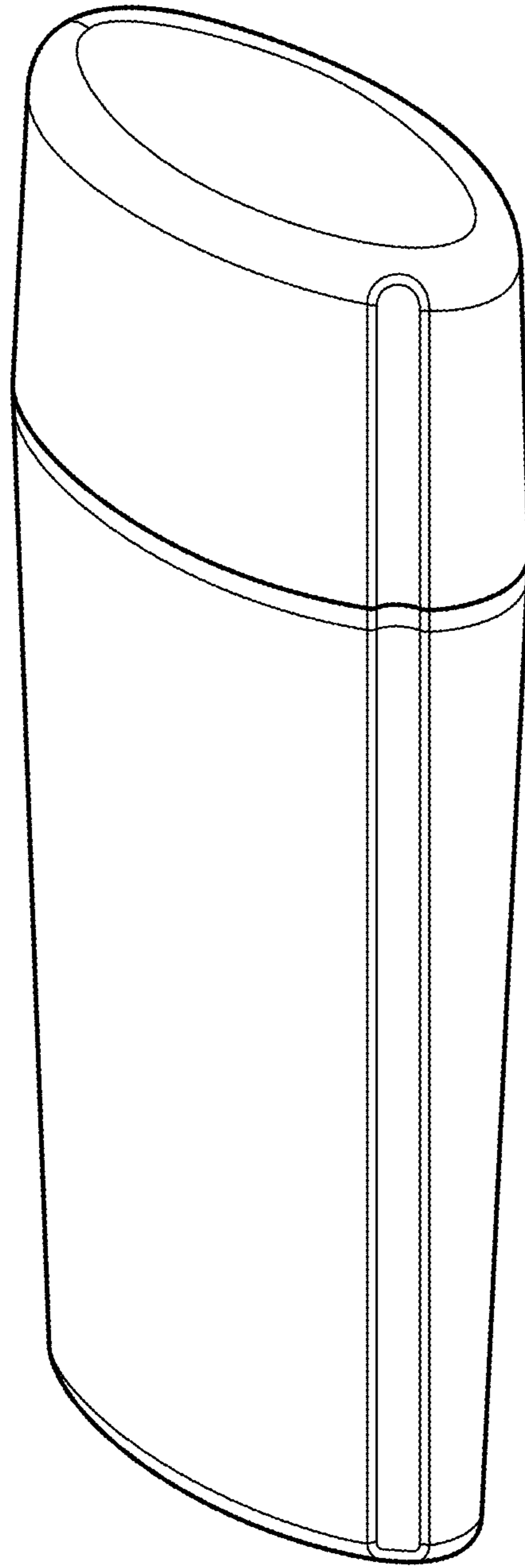


FIG. 1




FIG. 2

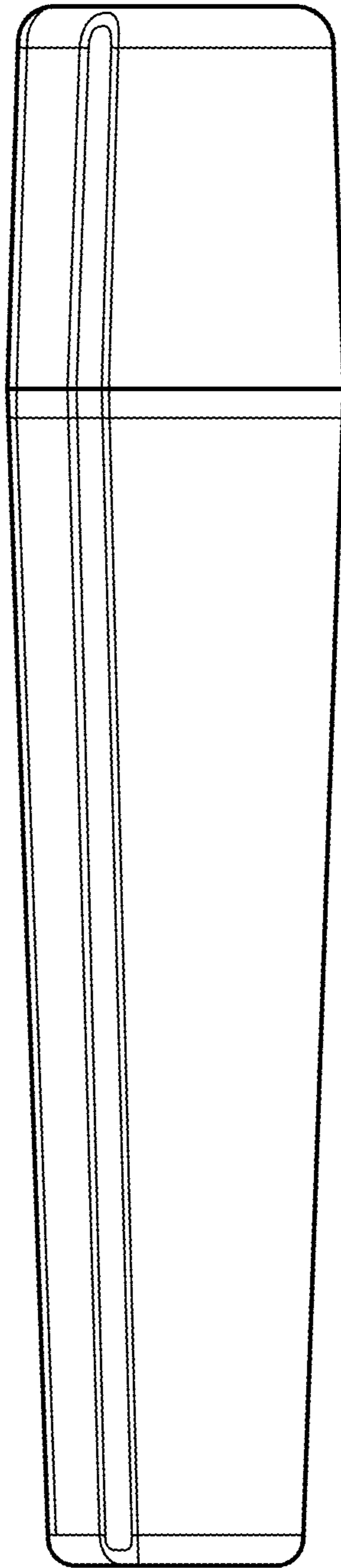


FIG. 3

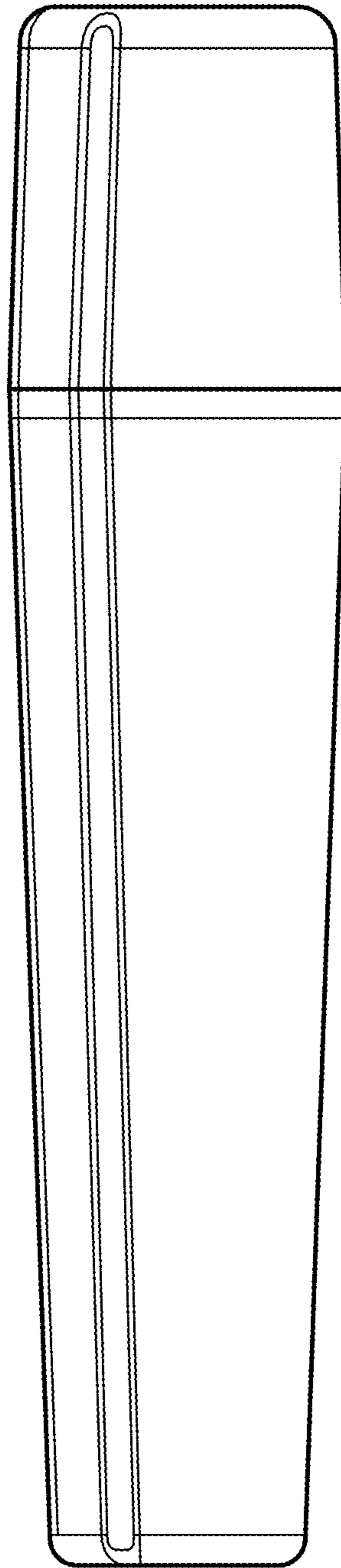


FIG. 4




FIG. 5

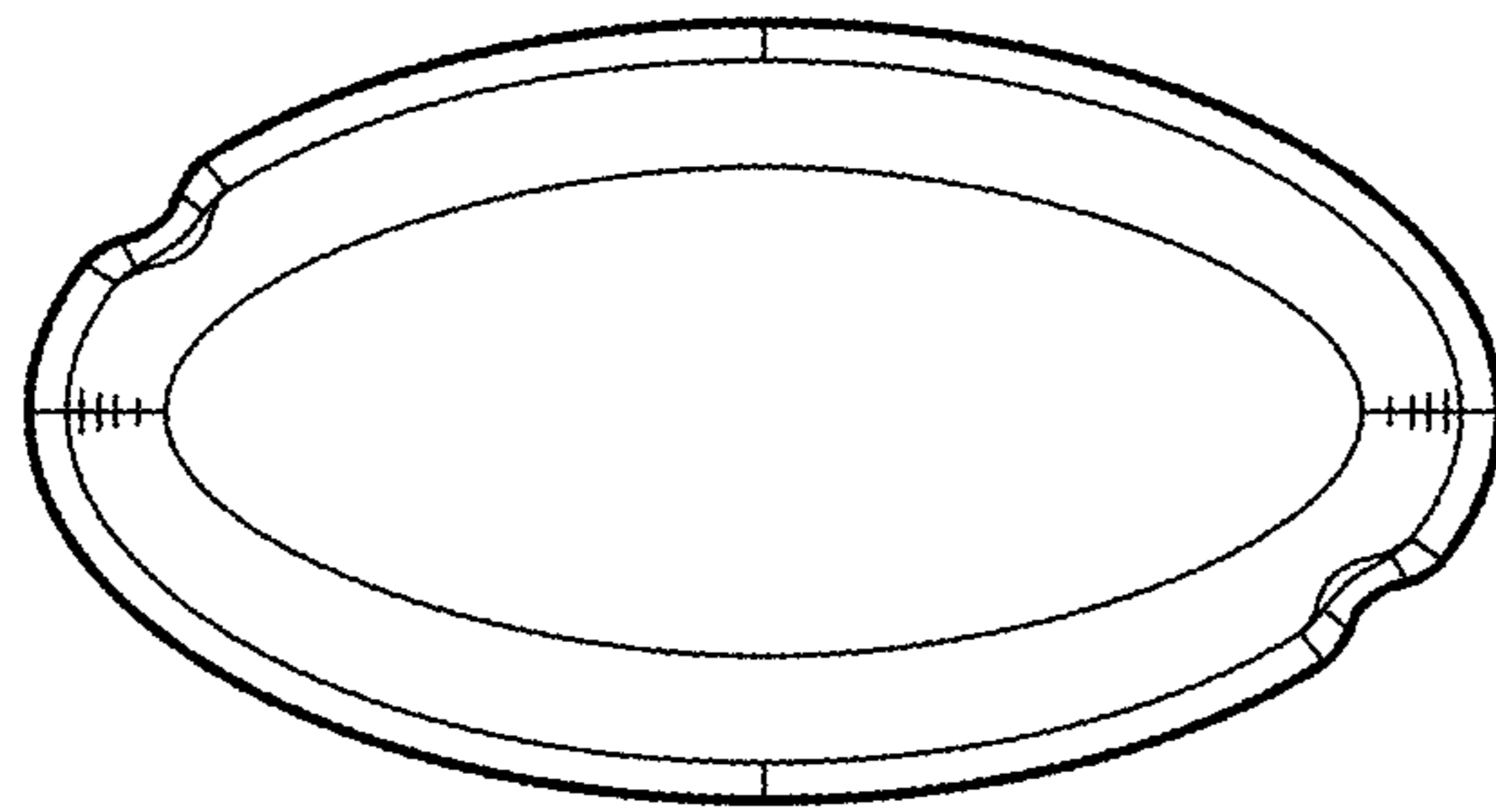


FIG. 6

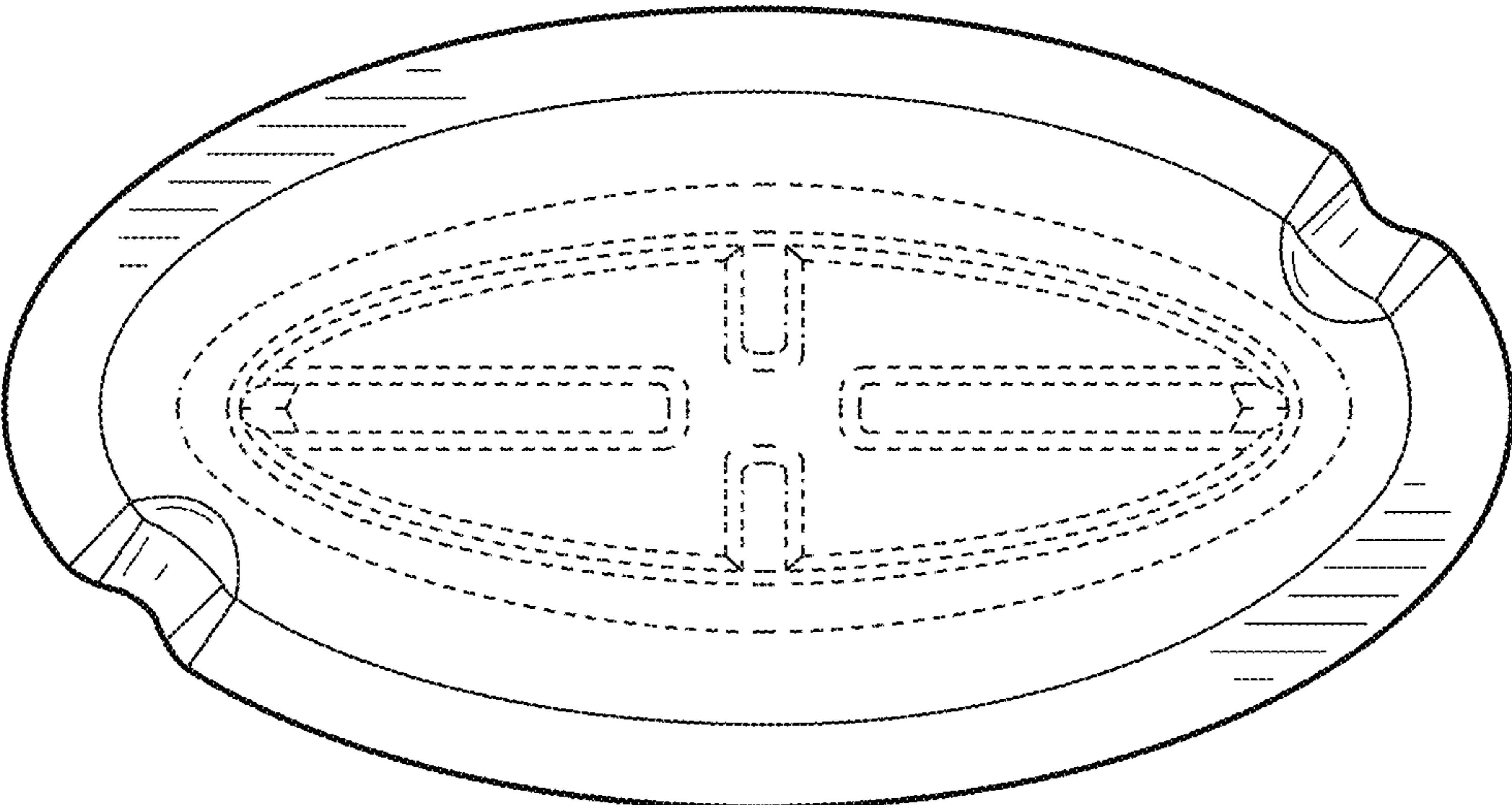


FIG. 7