



US00D802184S

(12) **United States Design Patent** (10) **Patent No.:** **US D802,184 S**
Nakamura (45) **Date of Patent:** **** Nov. 7, 2017**

(54) **REAR COMBINATION LAMP FOR AN AUTOMOBILE**

D716,478 S * 10/2014 Loeb D26/28
D720,484 S * 12/2014 Nordmann D26/28
D728,137 S * 4/2015 Ha D26/28
D739,583 S * 9/2015 Forsgren D26/28
D746,497 S * 12/2015 Behmer D26/28

(71) Applicant: **HONDA MOTOR CO., LTD.**, Tokyo (JP)

FOREIGN PATENT DOCUMENTS

(72) Inventor: **Keisuke Nakamura**, Wako (JP)

JP 1417511 6/2011
JP 1484949 11/2013
JP 1526616 6/2015
KR 30-0756553 S 8/2014

(73) Assignee: **HONDA MOTOR CO., LTD.**, Tokyo (JP)

(**) Term: **15 Years**

OTHER PUBLICATIONS

(21) Appl. No.: **29/579,525**

Office Action dated Jan. 12, 2017, issued in counterpart Japanese Application No. 2016-007281 (2 pages).

(22) Filed: **Sep. 30, 2016**

* cited by examiner

(30) **Foreign Application Priority Data**

Apr. 1, 2016 (JP) 2016-007281

Primary Examiner — Marcus Jackson
(74) *Attorney, Agent, or Firm* — Westerman, Hattori, Daniels & Adrian, LLP

(51) **LOC (10) Cl.** **26-06**

(52) **U.S. Cl.**
USPC **D26/28**

(57) **CLAIM**

(58) **Field of Classification Search**

The ornamental design for a rear combination lamp for an automobile, as shown and described.

USPC D26/28-36; 362/80-83, 267-269,
362/459-468, 475-478, 485-487
CPC F21S 48/00; F21S 48/10; F21S 48/115;
F21S 48/1233; F21S 48/1266; F21S
48/1388; F21S 48/2268; F21V 21/04;
B60Q 9/13; B60Q 9/135; B60Q 9/1375
See application file for complete search history.

DESCRIPTION

(56) **References Cited**

U.S. PATENT DOCUMENTS

657,900 A 9/1900 Sasaki et al.
D409,772 S * 5/1999 Bangle D26/28
D675,353 S * 1/2013 Kazama D26/28
D696,444 S * 12/2013 Ishizuka D26/28
D710,524 S * 8/2014 Hirabayashi D26/28

FIG. 1: a front view of a rear combination lamp for an automobile;
FIG. 2: a plan view of the rear combination lamp for an automobile;
FIG. 3: a left side view of the rear combination lamp for an automobile; and,
FIG. 4: a front perspective view of the rear combination lamp for an automobile as seen from the left side.
The broken lines in the drawings illustrate portions of the rear combination lamp for an automobile that forms no part of the claimed design.

1 Claim, 2 Drawing Sheets

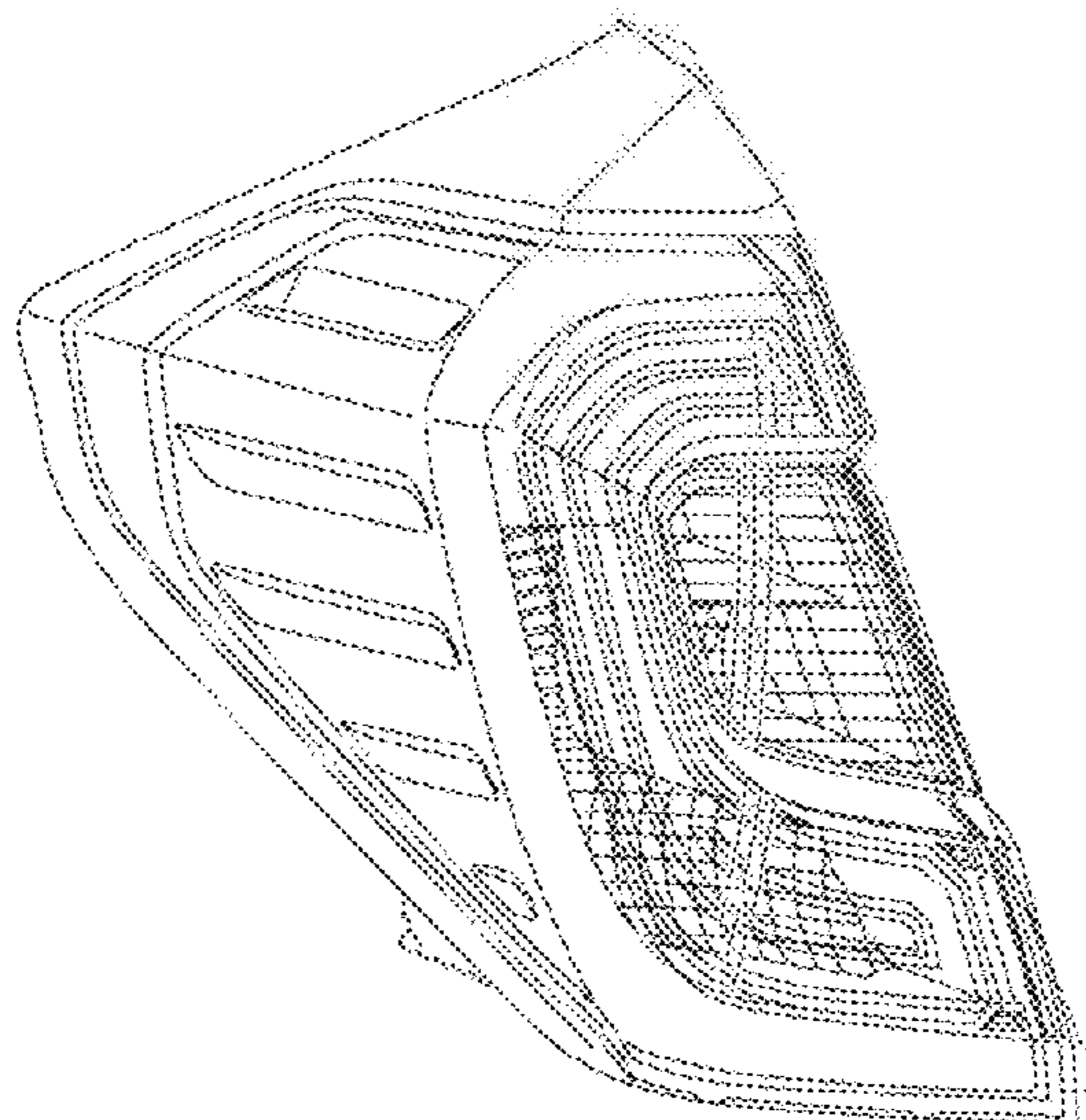


FIG. 1

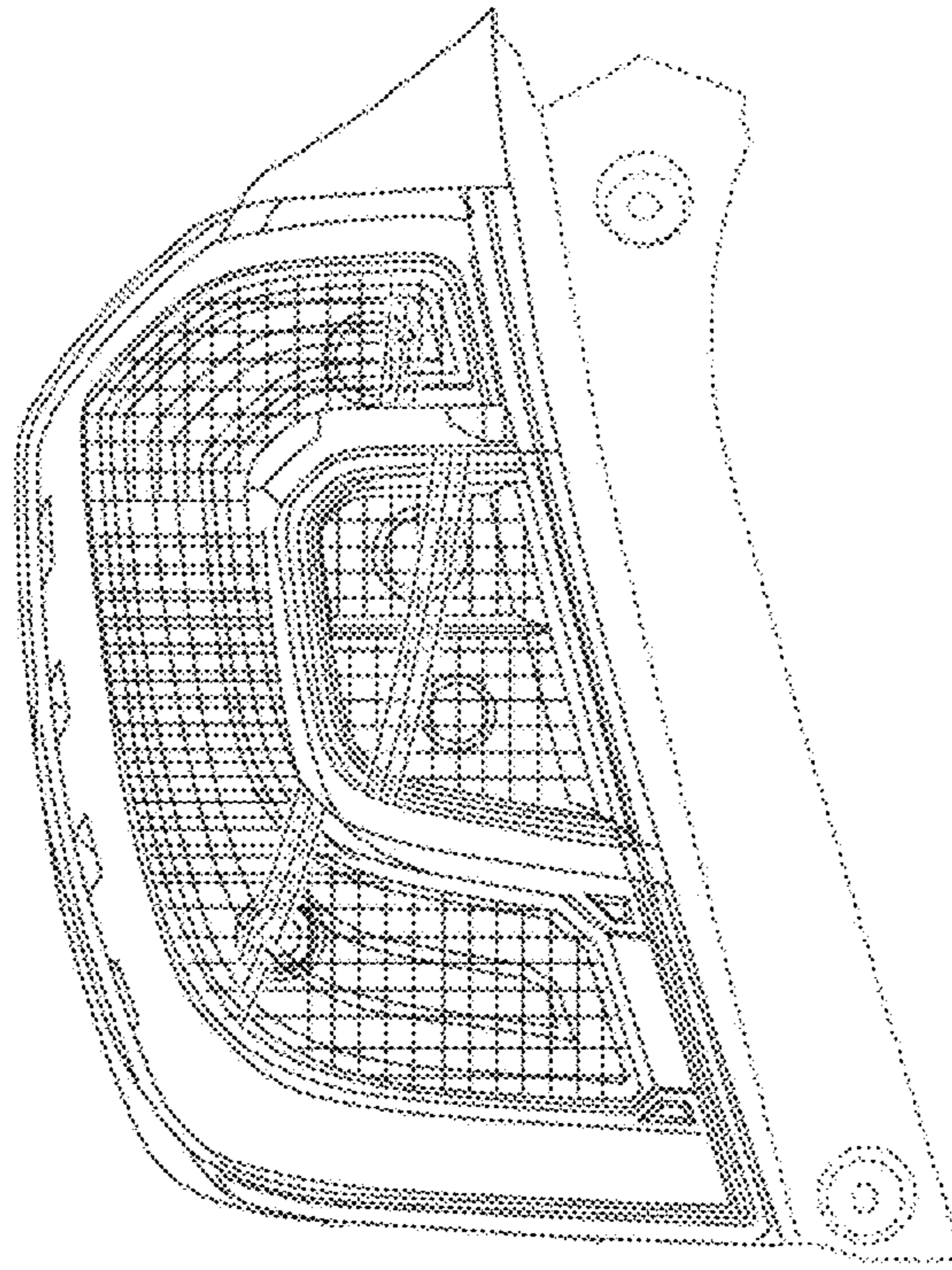


FIG. 2

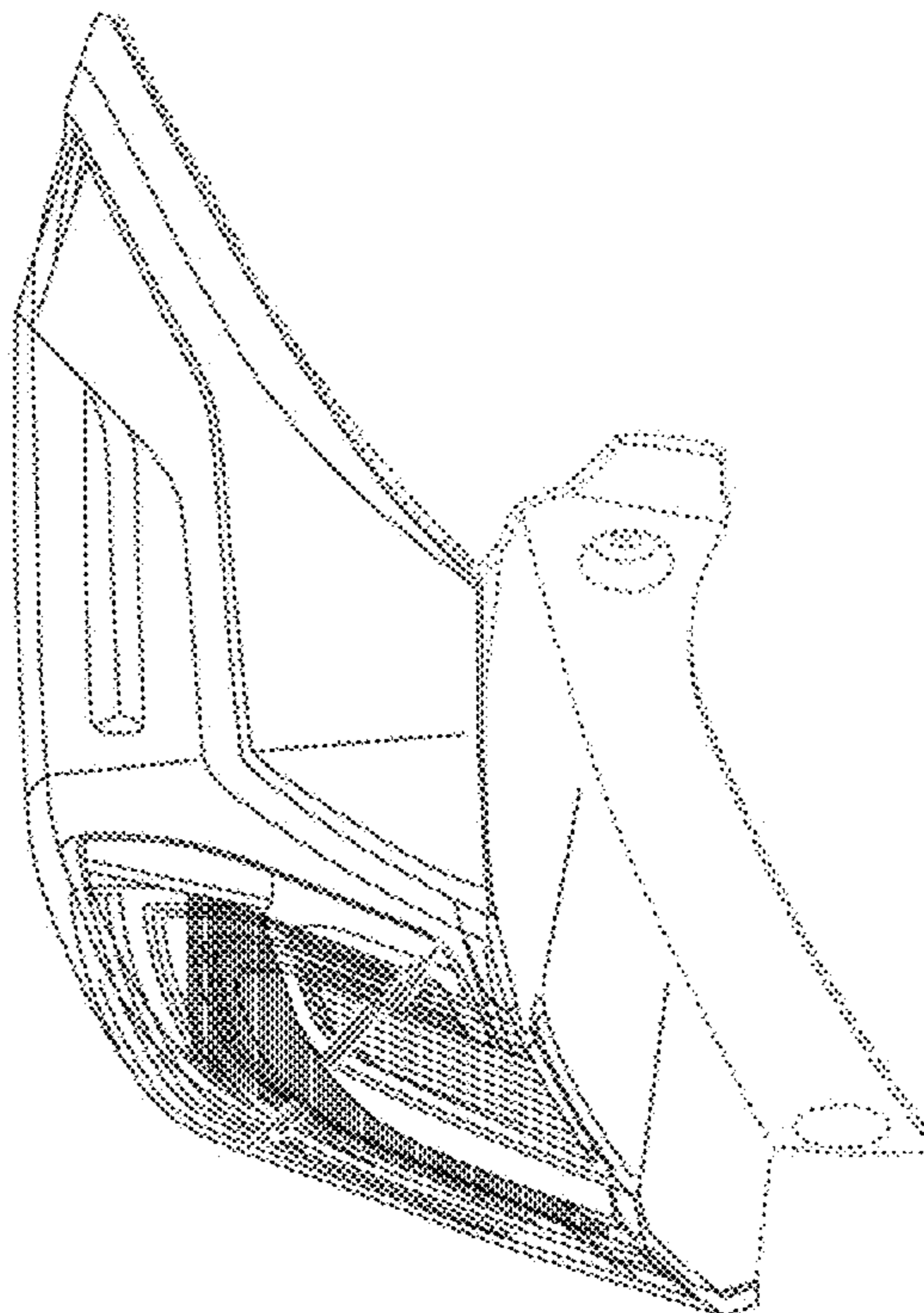


FIG.3

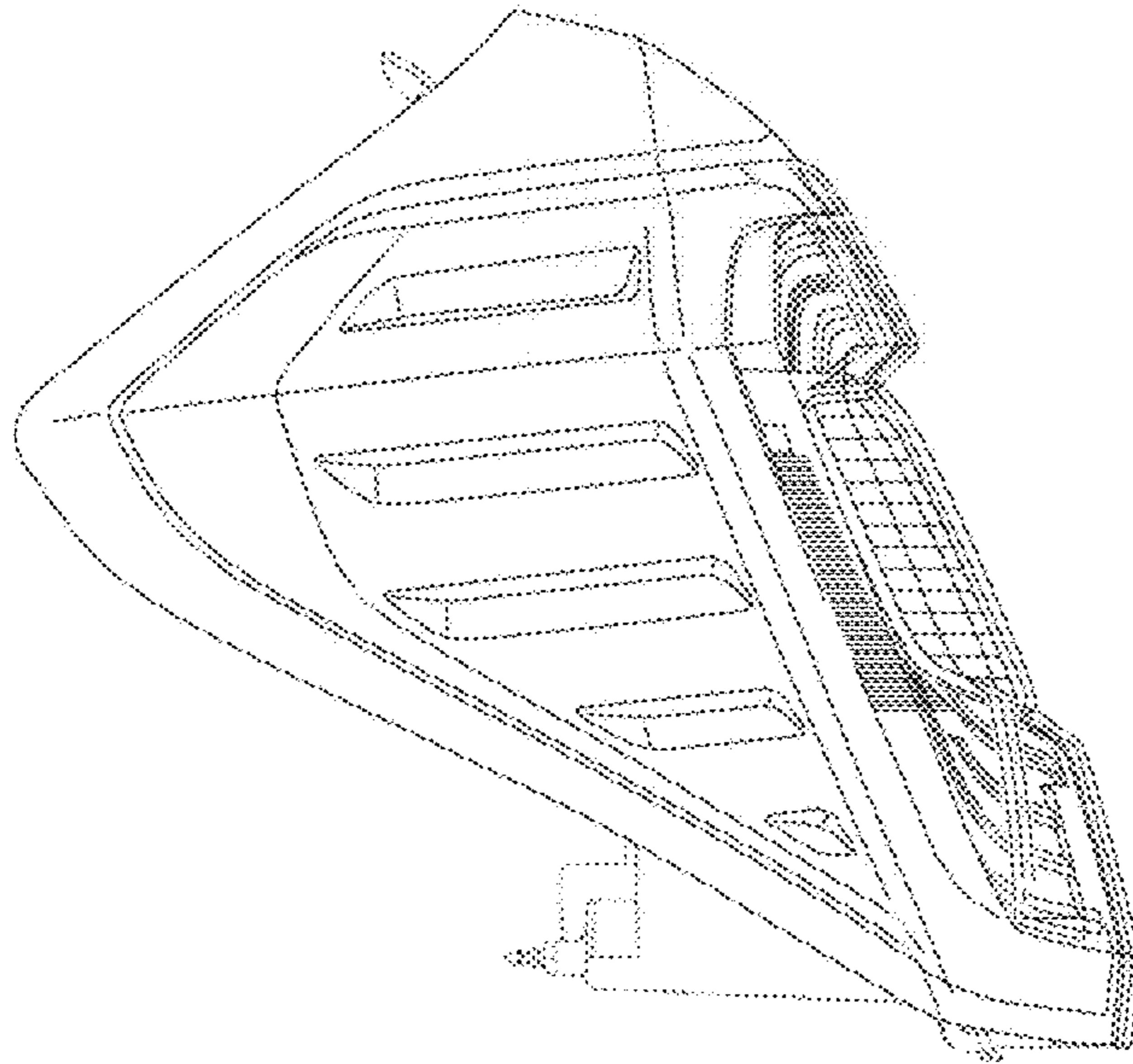


FIG.4

