



US00D802180S

(12) **United States Design Patent** (10) **Patent No.:** **US D802,180 S**
Li (45) **Date of Patent:** **** Nov. 7, 2017**

(54) **ELECTRONIC PILLAR CANDLE WITH A MATRIX FLAME**

(71) Applicant: **Xiaofeng Li**, Shenzhen (CN)

(72) Inventor: **Xiaofeng Li**, Shenzhen (CN)

(**) Term: **15 Years**

(21) Appl. No.: **29/573,564**

(22) Filed: **Aug. 8, 2016**

D757,337 S	5/2016	Li
D760,405 S	6/2016	Li
D767,799 S	9/2016	Li
D774,474 S	12/2016	Li
D774,478 S	12/2016	Li
2005/0007779 A1	1/2005	Nozawa et al.
2005/0169812 A1	8/2005	Hell et al.
2005/0196716 A1	9/2005	Haab et al.
2013/0163249 A1	6/2013	Miura
2014/0211499 A1	7/2014	Fong et al.
2014/0254148 A1	9/2014	Fournier
2014/0268704 A1	9/2014	Yang
2014/0313694 A1	10/2014	Patton et al.
2015/0036348 A1	2/2015	Dong

* cited by examiner

Related U.S. Application Data

(62) Division of application No. 29/512,307, filed on Dec. 18, 2014, now Pat. No. Des. 763,479.

Primary Examiner — Marcus Jackson

(74) *Attorney, Agent, or Firm* — Perkins Coie LLP

(30) **Foreign Application Priority Data**

Nov. 14, 2014 (CN) 2014 3 0448925

(51) **LOC (10) Cl.** **26-06**

(52) **U.S. Cl.**
USPC **D26/4**

(58) **Field of Classification Search**
USPC D26/1-4; 313/313, 315, 316, 317, 318, 313/493; 315/52, 53, 56, 57, 58
CPC H01J 5/00; H01J 5/48; H01J 5/50; H01J 19/54; F21V 5/00
See application file for complete search history.

(56) **References Cited**

U.S. PATENT DOCUMENTS

1,507,371 A	9/1924	Goodrige	
6,198,229 B1	3/2001	McCloud	
D567,993 S	4/2008	Shiu	
D576,317 S	9/2008	Jensen	
D589,176 S *	3/2009	Huang	D26/4
D599,491 S *	9/2009	Luo	D26/4
D599,591 S	9/2009	Luo	


(57) **CLAIM**

The ornamental design for an electronic pillar candle with a matrix flame, as shown and described.

DESCRIPTION

FIG. 1 is a front view of the electronic pillar candle with a matrix flame;
FIG. 2 is rear view of the electronic pillar candle of FIG. 1;
FIG. 3 is a side view of the electronic pillar candle of FIG. 1;
FIG. 4 is a top view of the electronic pillar candle of FIG. 1;
FIG. 5 is a bottom view of the electronic pillar candle of FIG. 1;
FIG. 6 is a perspective view of the top of the electronic pillar candle of FIG. 1; and,
FIG. 7 is a perspective view of the bottom of the electronic pillar candle of FIG. 1.
The broken-line disclosure represents portions of the electronic candle which form no part of the claimed design.

1 Claim, 6 Drawing Sheets






FIG. 1




FIG. 2




FIG. 3

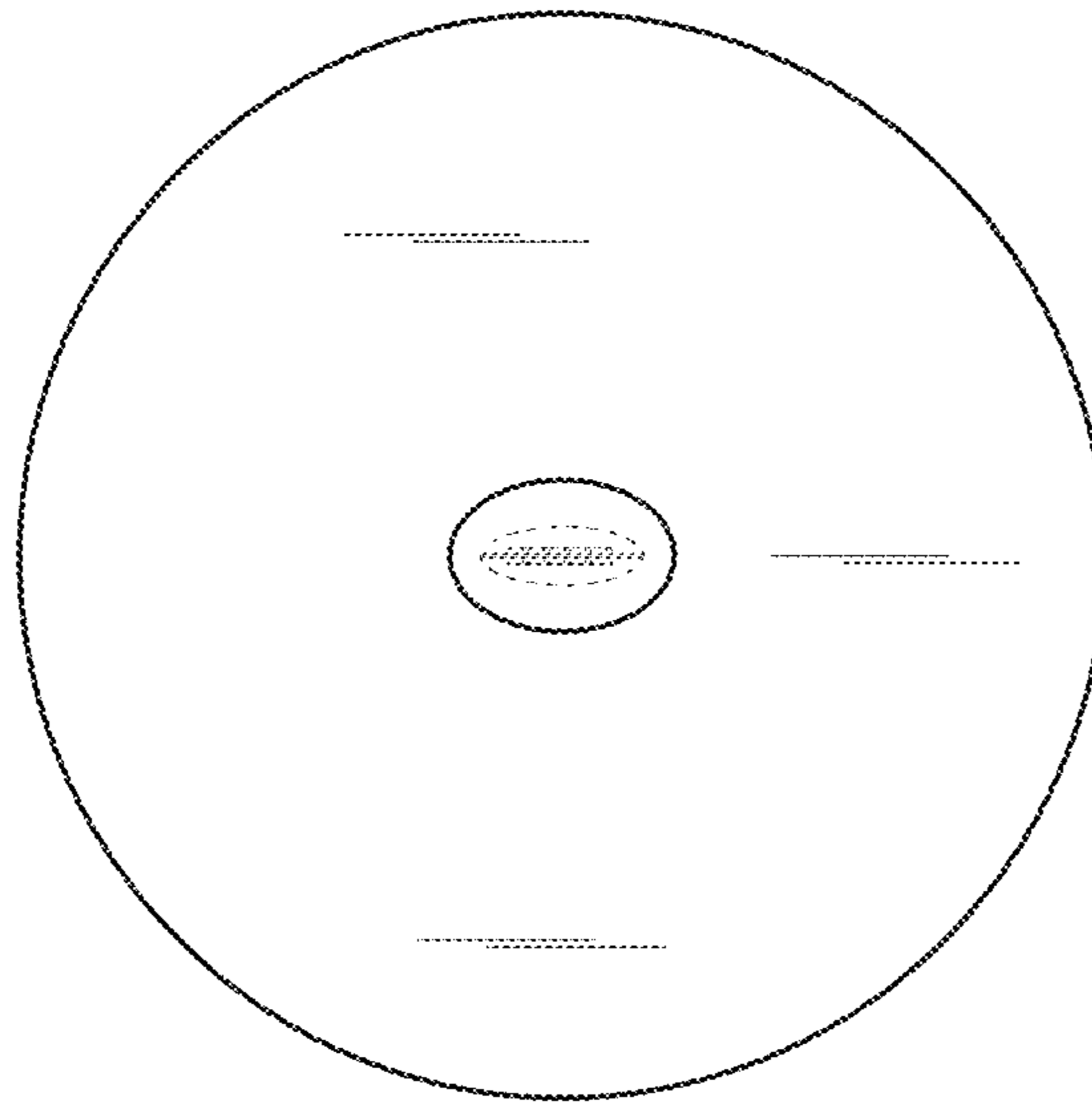


FIG. 4

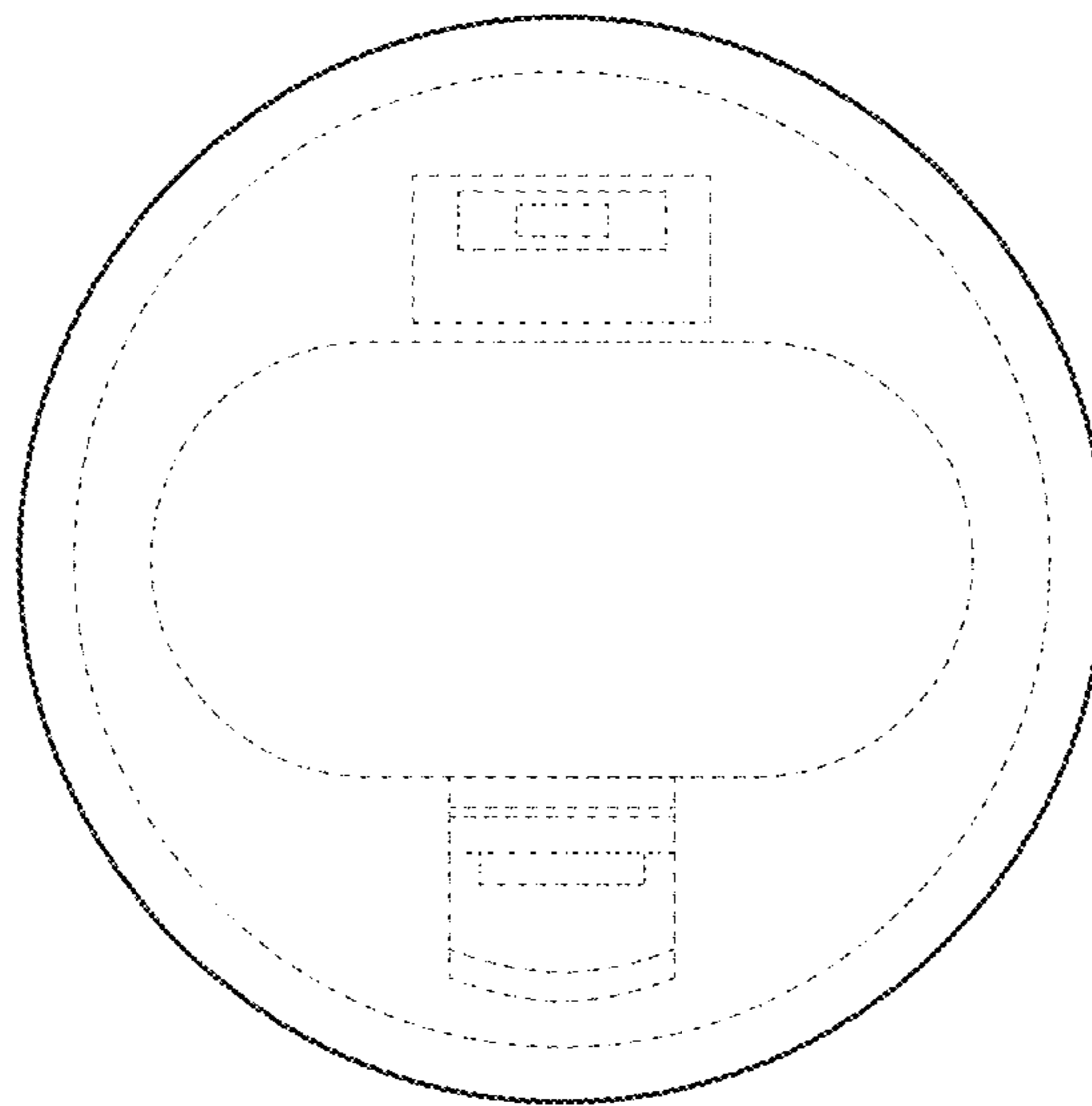


FIG. 5

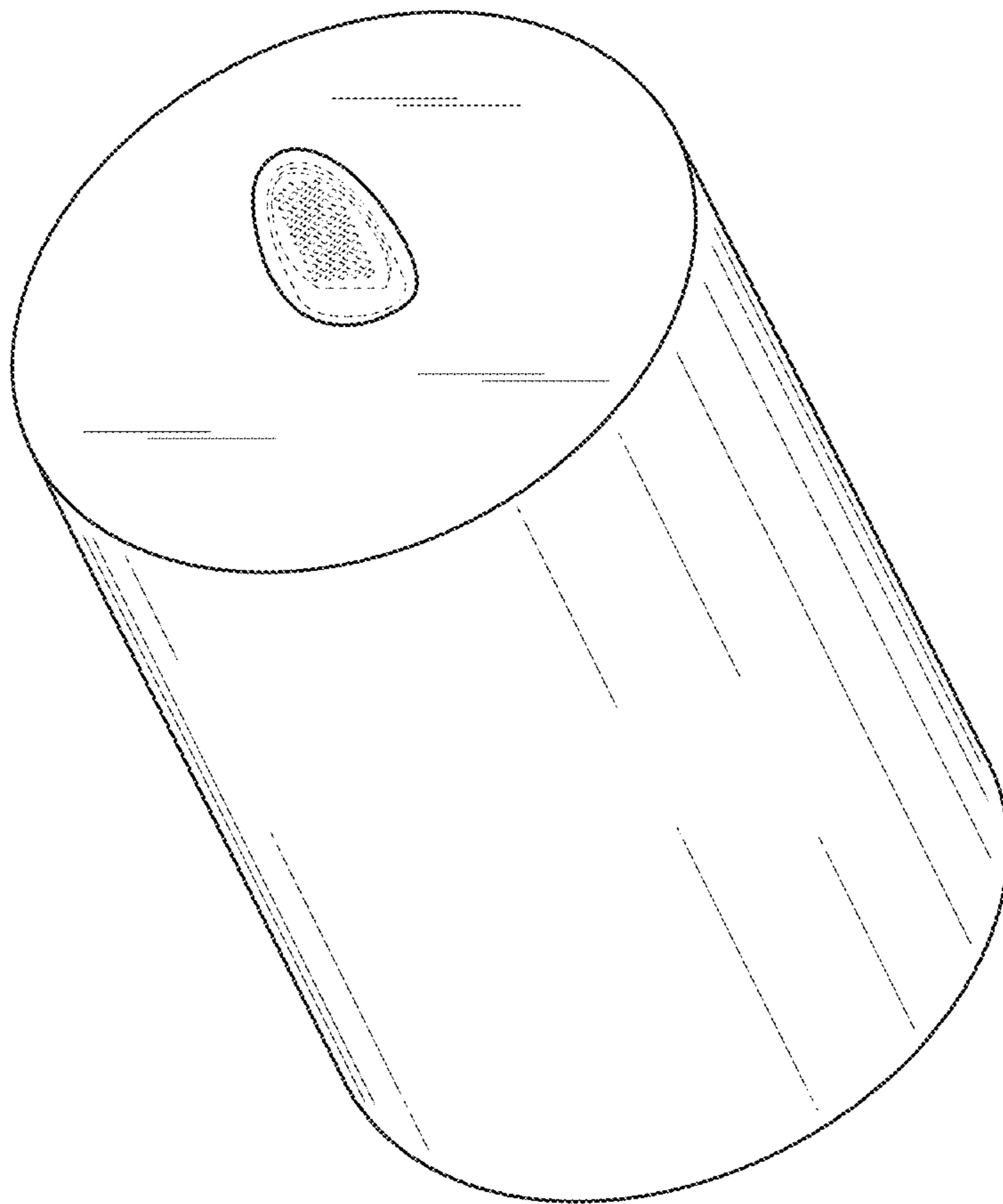


FIG. 6

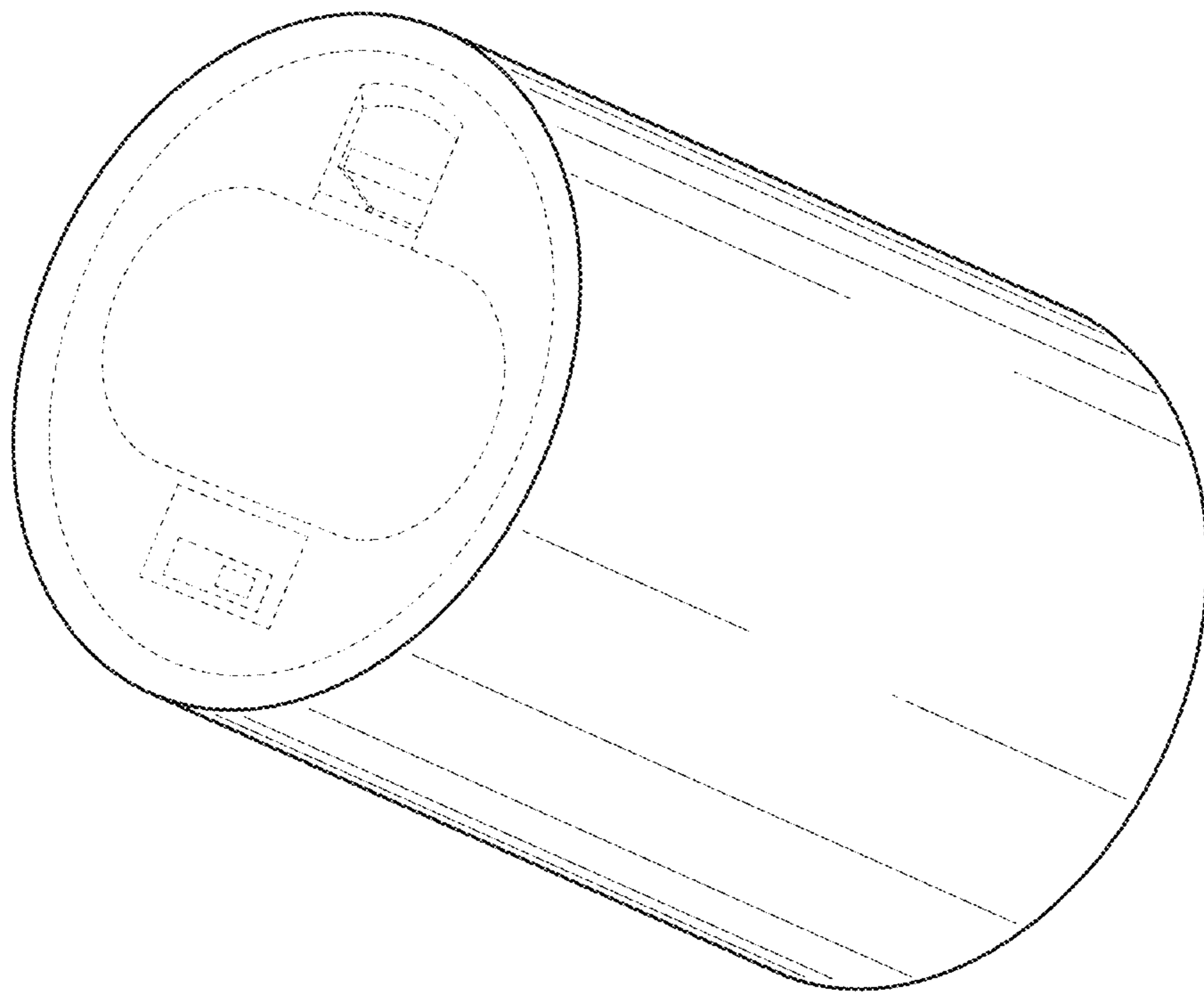


FIG. 7