



US00D802170S

(12) **United States Design Patent**  
**Kim**

(10) **Patent No.:** **US D802,170 S**  
(45) **Date of Patent:** **\*\* Nov. 7, 2017**

(54) **TILE**  
(71) Applicant: **NOX CORPORATION**, Yesan-gun,  
Chungcheongnam-do (KR)  
(72) Inventor: **Jong Sup Kim**, Seoul (KR)  
(73) Assignee: **NOX CORPORATION**, Yesan-gun  
(KR)

2,877,588 A \* 3/1959 Ernst ..... B44C 3/005  
427/262  
3,247,047 A \* 4/1966 Buckley ..... B44F 9/02  
144/358  
D222,240 S \* 10/1971 Ottinger ..... D25/150  
D355,494 S \* 2/1995 Fenske ..... D25/125  
6,041,836 A \* 3/2000 Murai ..... B27D 5/00  
144/162.1  
7,001,016 B2 \* 2/2006 Baxter ..... B41J 3/4073  
347/101

(\*\*) Term: **15 Years**

(Continued)

(21) Appl. No.: **29/578,535**

FOREIGN PATENT DOCUMENTS

(22) Filed: **Sep. 22, 2016**

KR 300884944.0000 \* 12/2016  
WO WO-D081992-020 \* 3/2014  
WO WO-D081993-020 \* 3/2014

(30) **Foreign Application Priority Data**

Apr. 21, 2016 (KR) ..... 30-2016-0019123

(51) **LOC (10) Cl.** ..... **25-01**

(52) **U.S. Cl.**  
USPC ..... **D25/150**

(58) **Field of Classification Search**

USPC ..... D25/138-163, 58, 104; D5/5, 8, 43, 47,  
D5/58, 20, 44, 64, 49, 60; D6/597;  
D19/4, 28; 428/171, 364, 540

CPC ..... E04B 2001/2481; E04B 2001/2484; E04B  
5/00; E04B 9/00; E04B 1/86; E04B  
2001/1984; E04F 15/02; B44F 9/04;  
B44F 9/02; D21H 27/04; Y10T  
428/31982; Y10T 428/31986; Y10T  
428/31989; Y10T 428/24066; Y10T  
428/24438; E04D 1/085; E04D 1/205;  
D06N 2211/066

See application file for complete search history.

*Primary Examiner* — Vy Koenig

*Assistant Examiner* — Kimberly Barnes

(74) *Attorney, Agent, or Firm* — Hauptman Ham, LLP

(57) **CLAIM**

I claim the ornamental design for a tile, as shown and described.

**DESCRIPTION**

The patent or application file contains at least one drawing executed in color. Copies of this patent or patent application publication with color drawing(s) will be provided by the Office upon request and payment of the necessary fee.

FIG. 1 is a perspective view of the tile showing the new design;

FIG. 2 is a front view thereof;

FIG. 3 is a rear view thereof;

FIG. 4 is a left side view thereof, the right side view being a mirror image; and,



FIG. 5 is a top view thereof, the bottom view being a mirror image.

(56) **References Cited**

U.S. PATENT DOCUMENTS

1,441,061 A \* 1/1923 Cadmus ..... E04C 2/12  
144/332  
2,187,203 A \* 1/1940 Johnston ..... E04D 1/265  
52/316

**1 Claim, 5 Drawing Sheets**  
**(2 of 5 Drawing Sheet(s) Filed in Color)**



(56)

**References Cited**

U.S. PATENT DOCUMENTS

7,438,407	B2 *	10/2008	Coghlán	.....	B41M 3/008	347/101
D653,776	S *	2/2012	Damen	.....	D25/138	
2014/0072766	A1 *	3/2014	Bennington	.....	B44F 9/02	428/151
2016/0193868	A1 *	7/2016	Espe	.....	B30B 5/04	425/470

\* cited by examiner

FIG. 1




FIG. 2



**FIG. 3**



FIG. 4



**FIG. 5**

