



US00D802154S

(12) **United States Design Patent**  
**Ceccarelli**

(10) **Patent No.:** **US D802,154 S**

(45) **Date of Patent:** **\*\* Nov. 7, 2017**

(54) **KNEE WRAP**

8,784,349 B1 \* 7/2014 Nelson ..... A61F 5/0109  
602/23

(71) Applicant: **Brian J. Ceccarelli**, Xenia, OH (US)

D716,954 S \* 11/2014 Forbes ..... D24/190  
D716,956 S \* 11/2014 Ortega ..... D24/190

(72) Inventor: **Brian J. Ceccarelli**, Xenia, OH (US)

9,044,053 B1 6/2015 Osatchuck

(Continued)

(\*\*) Term: **15 Years**

**OTHER PUBLICATIONS**

(21) Appl. No.: **29/554,044**

Product Information featuring "FootSmart Nighttime Osteoarthritis Knee Sleeve", <http://www.amazon.com/FootSmart-Nighttime-Osteoarthritis-Knee-Sleeve/dp/B000OFBS> . . . (at least as early as Nov. 30, 2012).

(22) Filed: **Feb. 8, 2016**

(Continued)

(51) **LOC (10) Cl.** ..... **24-01**

(52) **U.S. Cl.**

USPC ..... **D24/190**

(58) **Field of Classification Search**

USPC ..... D24/188-192; D29/120.1, 121.1

CPC ..... A61F 5/0109; A61F 2005/0176; A61F

5/0106; A61F 5/0123; A61F 13/101;

A61F 5/0118; A61F 13/08; A61F 13/06;

A61F 5/0125; A41D 13/065; A41D

13/08; A41D 13/0568

See application file for complete search history.

*Primary Examiner* — George D Kirschbaum

*Assistant Examiner* — Jennifer Watkins

(74) *Attorney, Agent, or Firm* — Thompson Hine LLP

(57) **CLAIM**

The ornamental design for a knee wrap, as shown and described.

**DESCRIPTION**

(56) **References Cited**

**U.S. PATENT DOCUMENTS**

3,322,118 A \* 5/1967 Sotherlin ..... A61F 13/069  
128/881

4,905,715 A 3/1990 Johnson

D333,403 S 2/1993 Perrone

5,377,693 A 1/1995 Loper et al.

D366,801 S 2/1996 Gray

D393,073 S 3/1998 Downing et al.

D405,558 S 2/1999 Campisi et al.

D439,342 S 3/2001 Seip, Jr.

D448,084 S \* 9/2001 Hopwood ..... D24/190

6,327,713 B1 12/2001 Gomez

6,745,406 B2 6/2004 Ruane

D501,927 S \* 2/2005 McCormick ..... D24/190

7,296,313 B2 11/2007 Hense

D663,563 S 7/2012 Szeto

D683,859 S \* 6/2013 Forbes ..... D24/190

D703,824 S \* 4/2014 Ferguson, Jr. .... D21/683

FIG. 1 is a perspective view of a knee wrap showing my new design;

FIG. 2 is a front elevation view thereof;

FIG. 3 is a back elevation view thereof;

FIG. 4 is a left side elevation view thereof;

FIG. 5 is a right side elevation view thereof;

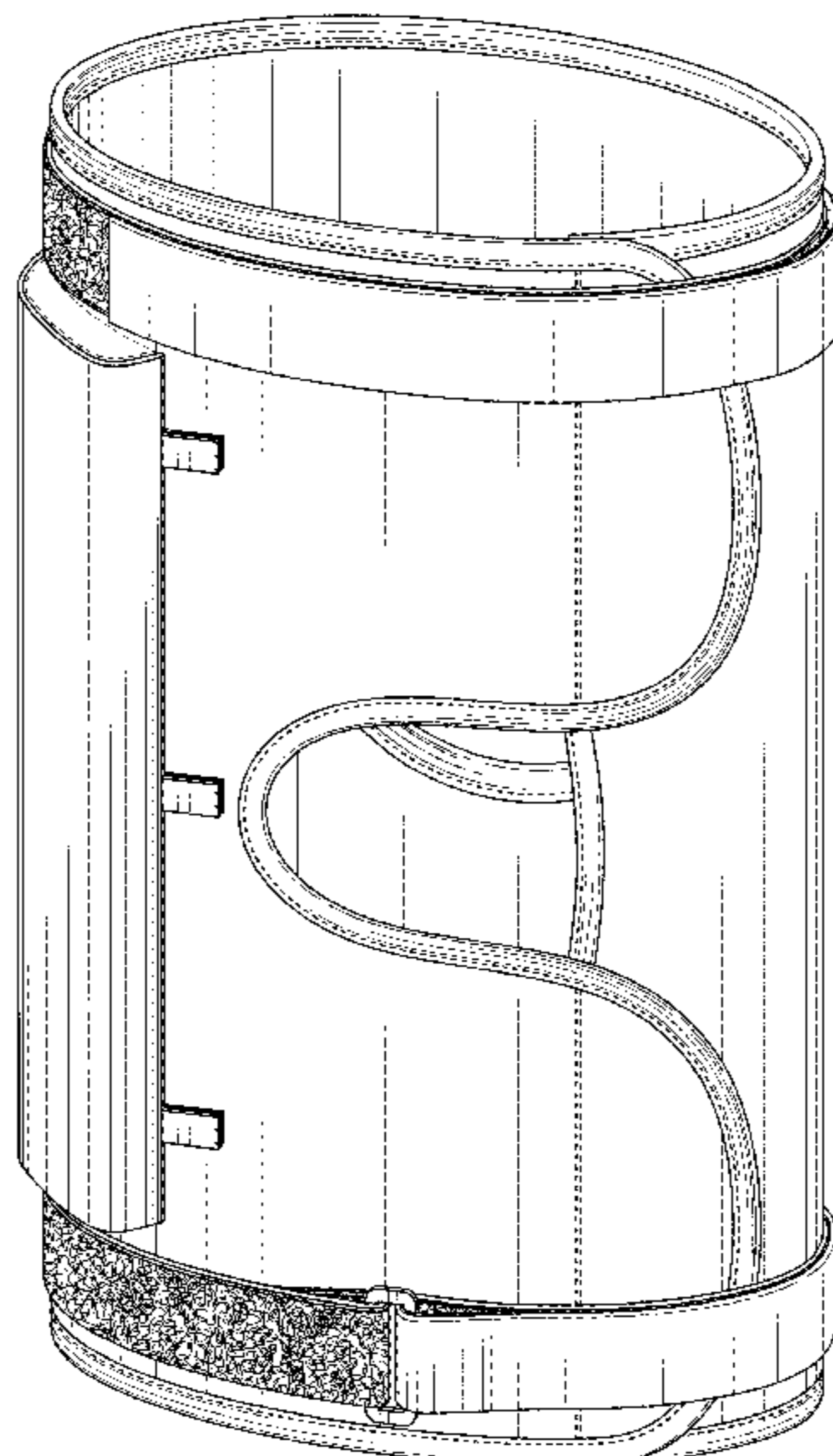
FIG. 6 is a top view thereof;

FIG. 7 is a bottom view thereof; and,

FIG. 8 is a perspective view thereof with the pocket thereof in an open position.

The broken lines showing stitches on claimed surfaces is for the purpose of illustrating portions of the article and form no part of the claim. The broken lines in FIGS. 1 and 6-8, with respect to the inseam padding, illustrate environmental subject matter and form no part of the claim.

**1 Claim, 7 Drawing Sheets**



(56)

**References Cited**

U.S. PATENT DOCUMENTS

D750,790 S \* 3/2016 Ortega ..... D24/190  
2003/0135917 A1 7/2003 Ruane  
2004/0225245 A1\* 11/2004 Nelson ..... A61F 5/0123  
602/26  
2005/0038367 A1\* 2/2005 McCormick ..... A61F 5/0106  
602/26

OTHER PUBLICATIONS

Product Information featuring “DonJoy Deluxe Hinged Knee Brace,  
Drytex Sleeve, Open Popliteal, Large”, [http://www.amazon.com/  
DonJoy-Deluxe-Hinged-Drytex-Popliteal/dp/BOOP3D1HWE](http://www.amazon.com/DonJoy-Deluxe-Hinged-Drytex-Popliteal/dp/BOOP3D1HWE)  
(least as early as Apr. 9, 2015).

\* cited by examiner

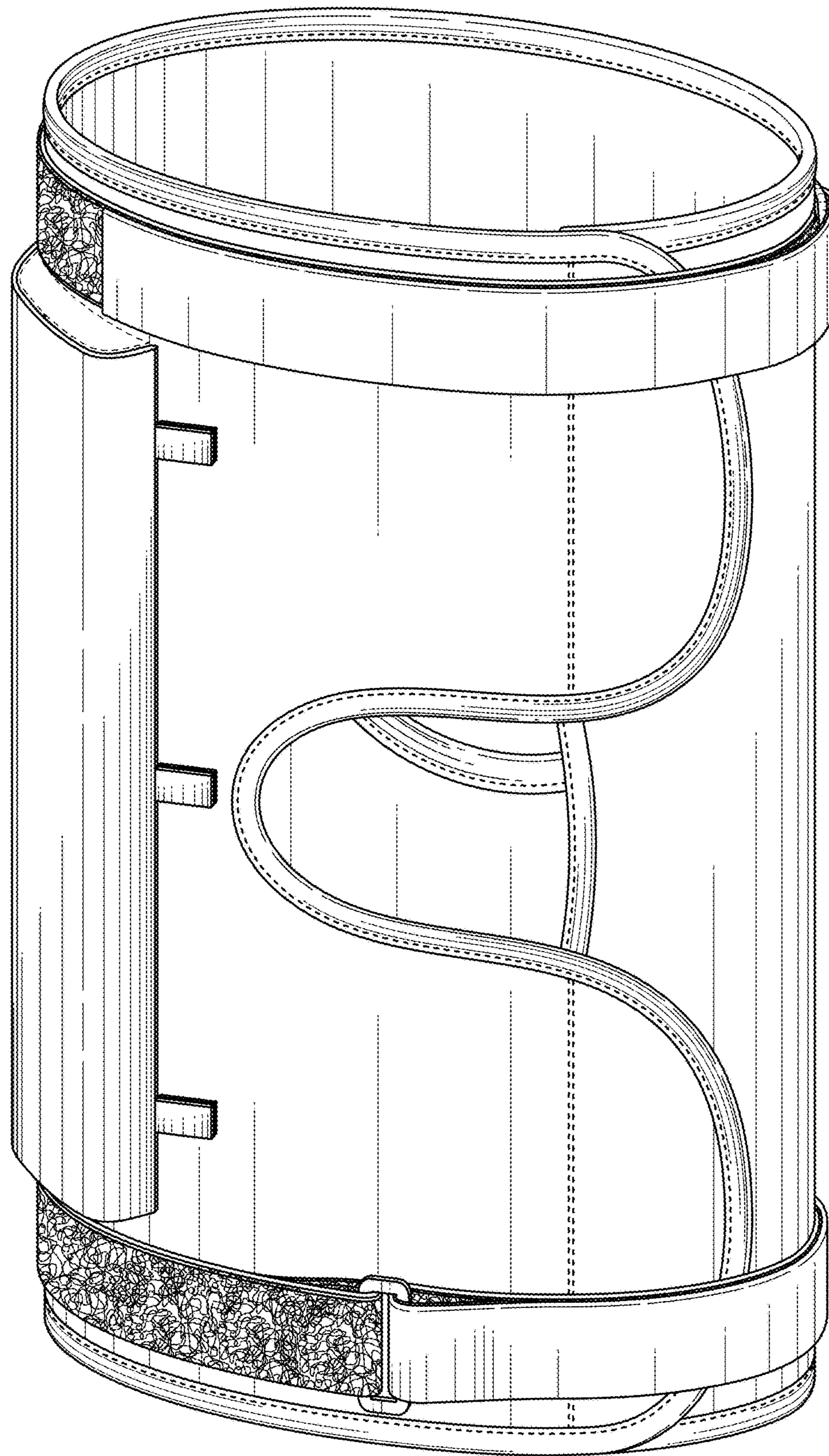


FIG. 1



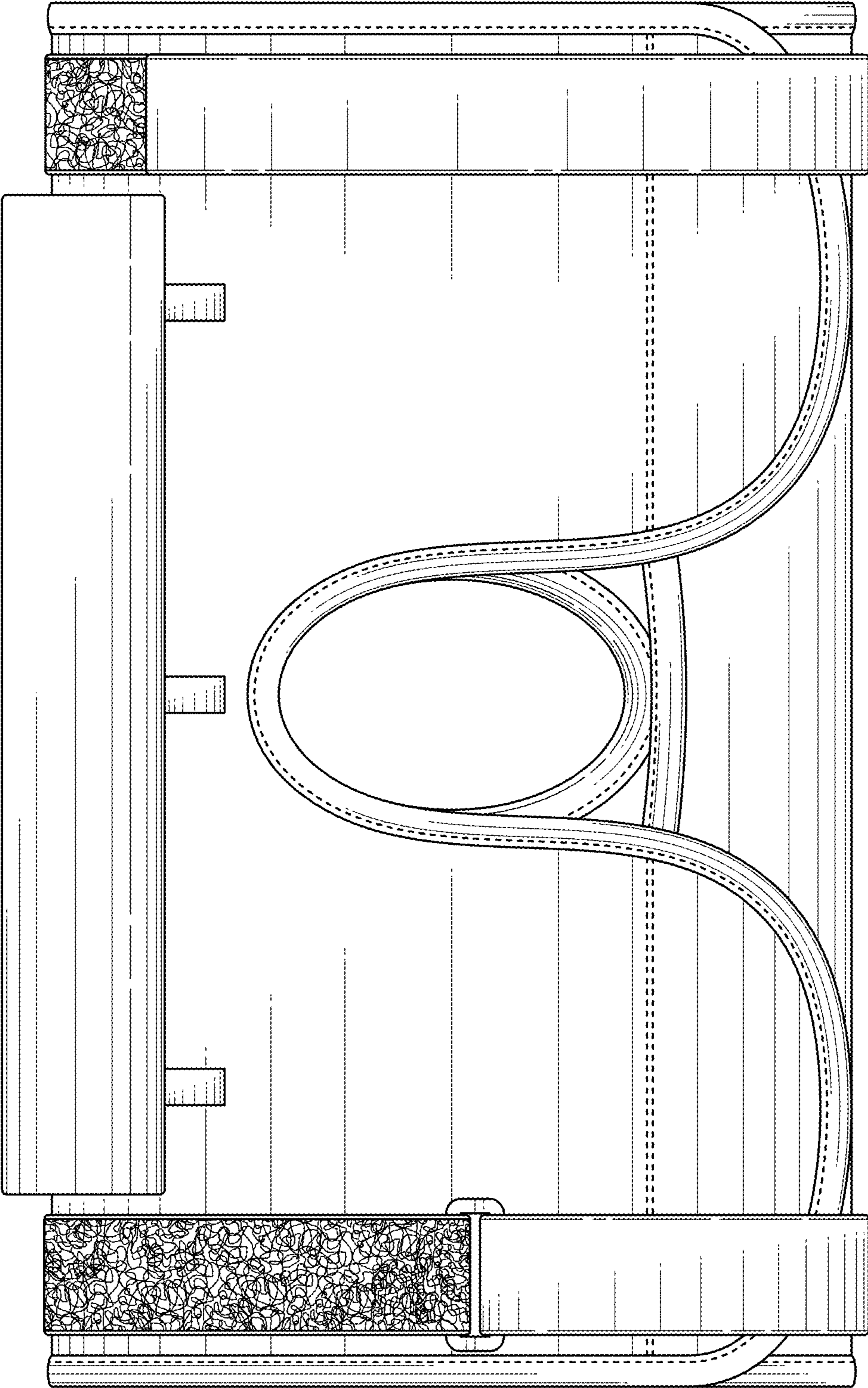


FIG. 2

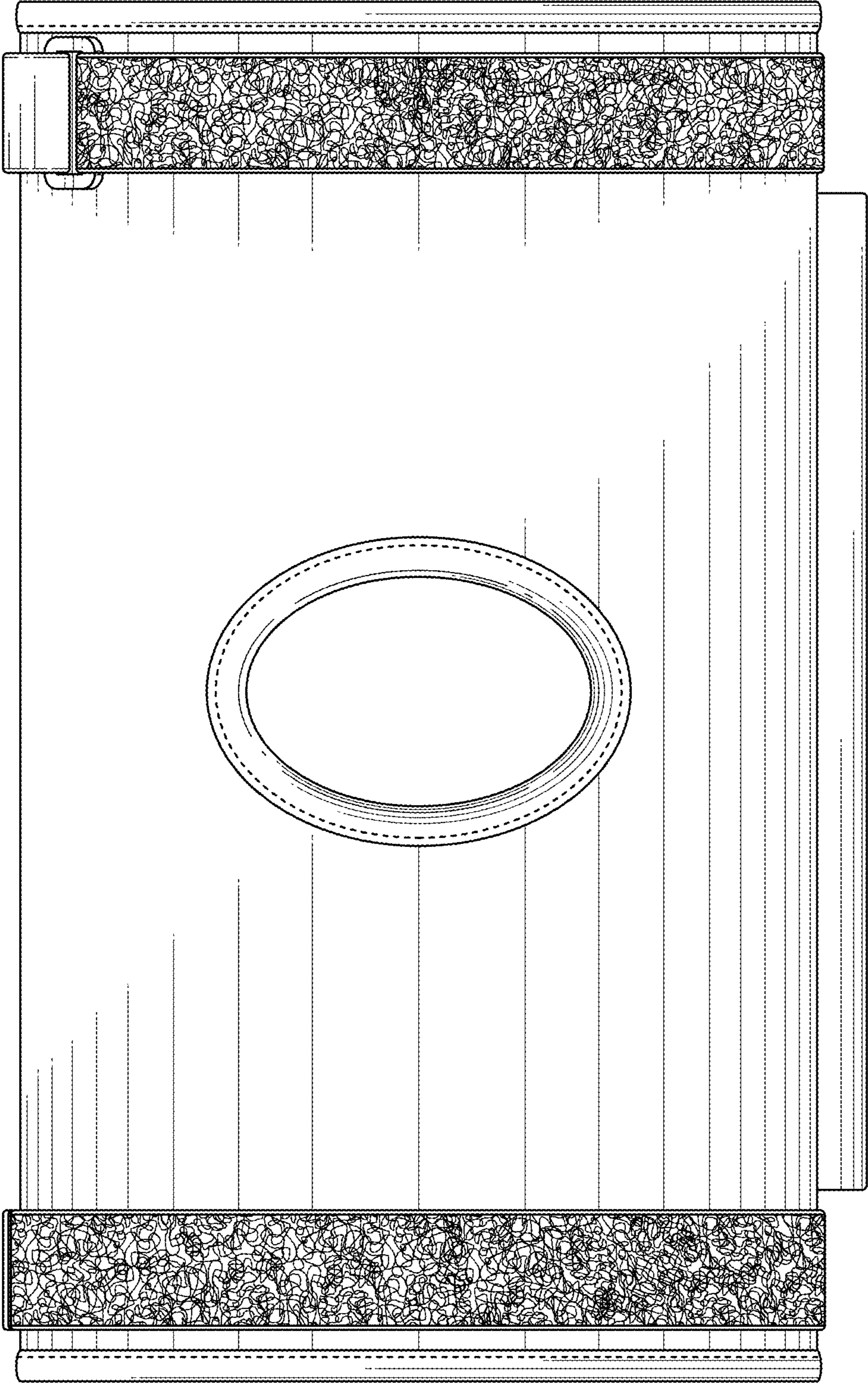


FIG. 3



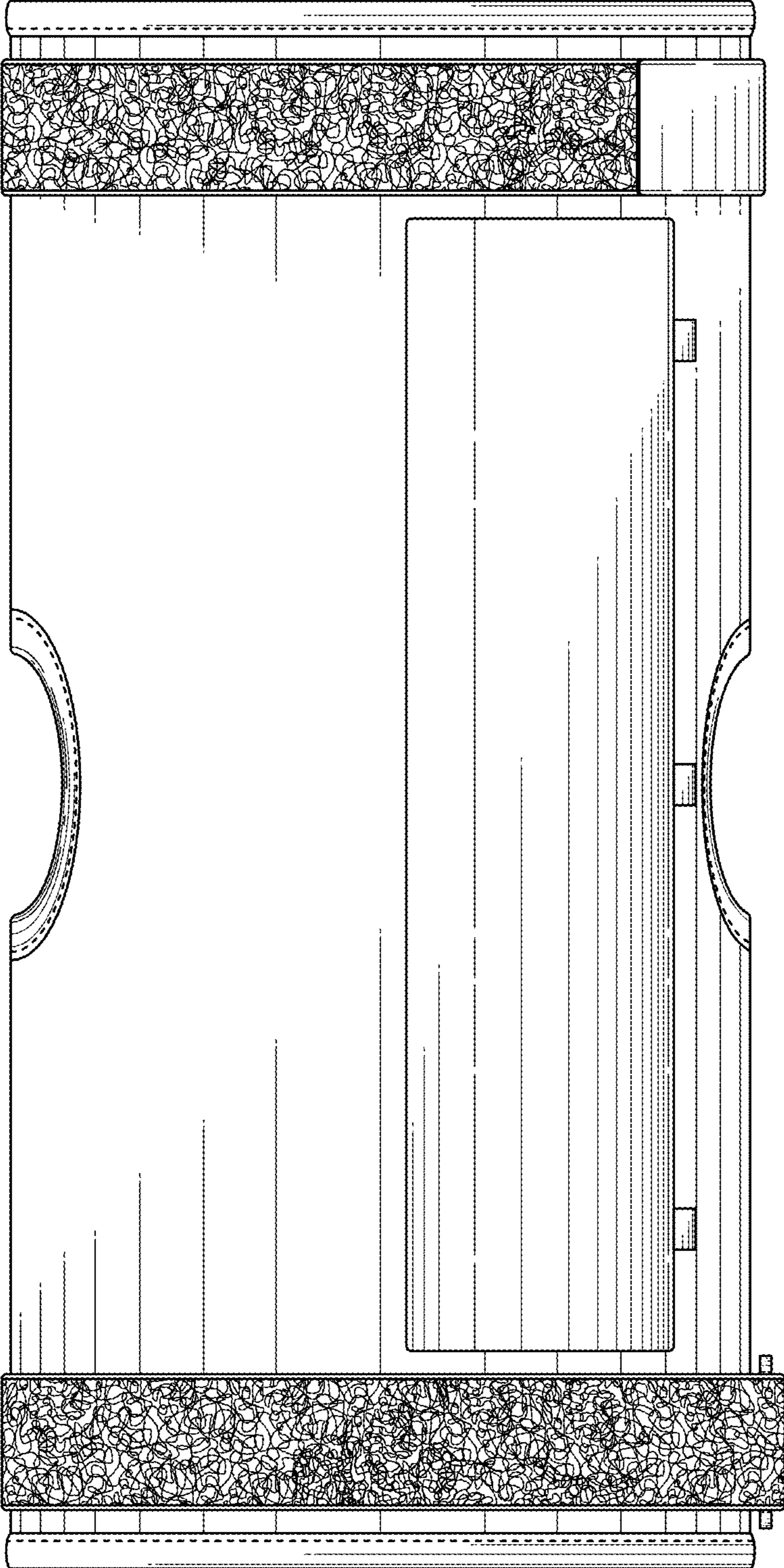


FIG. 4

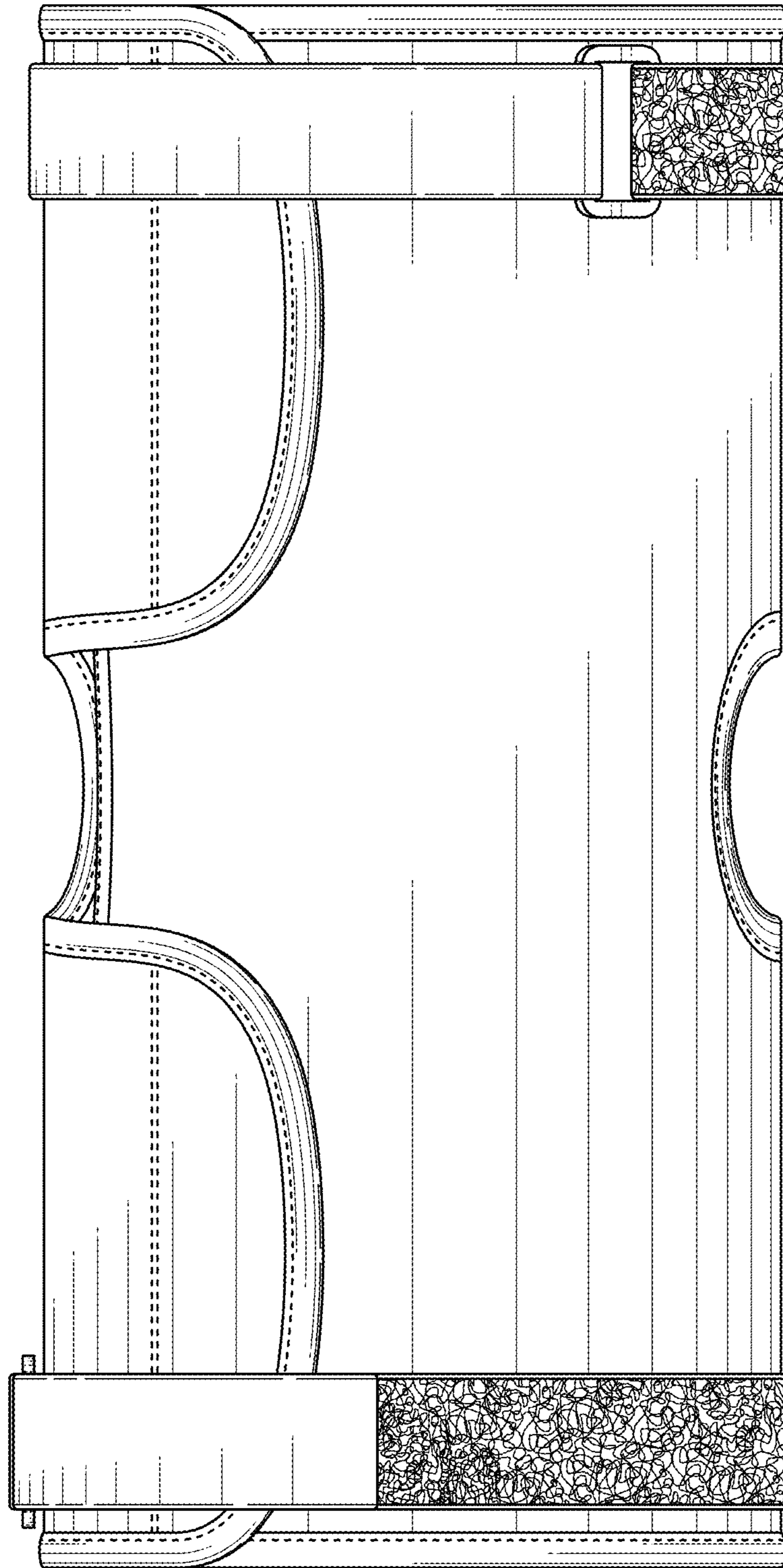


FIG. 5

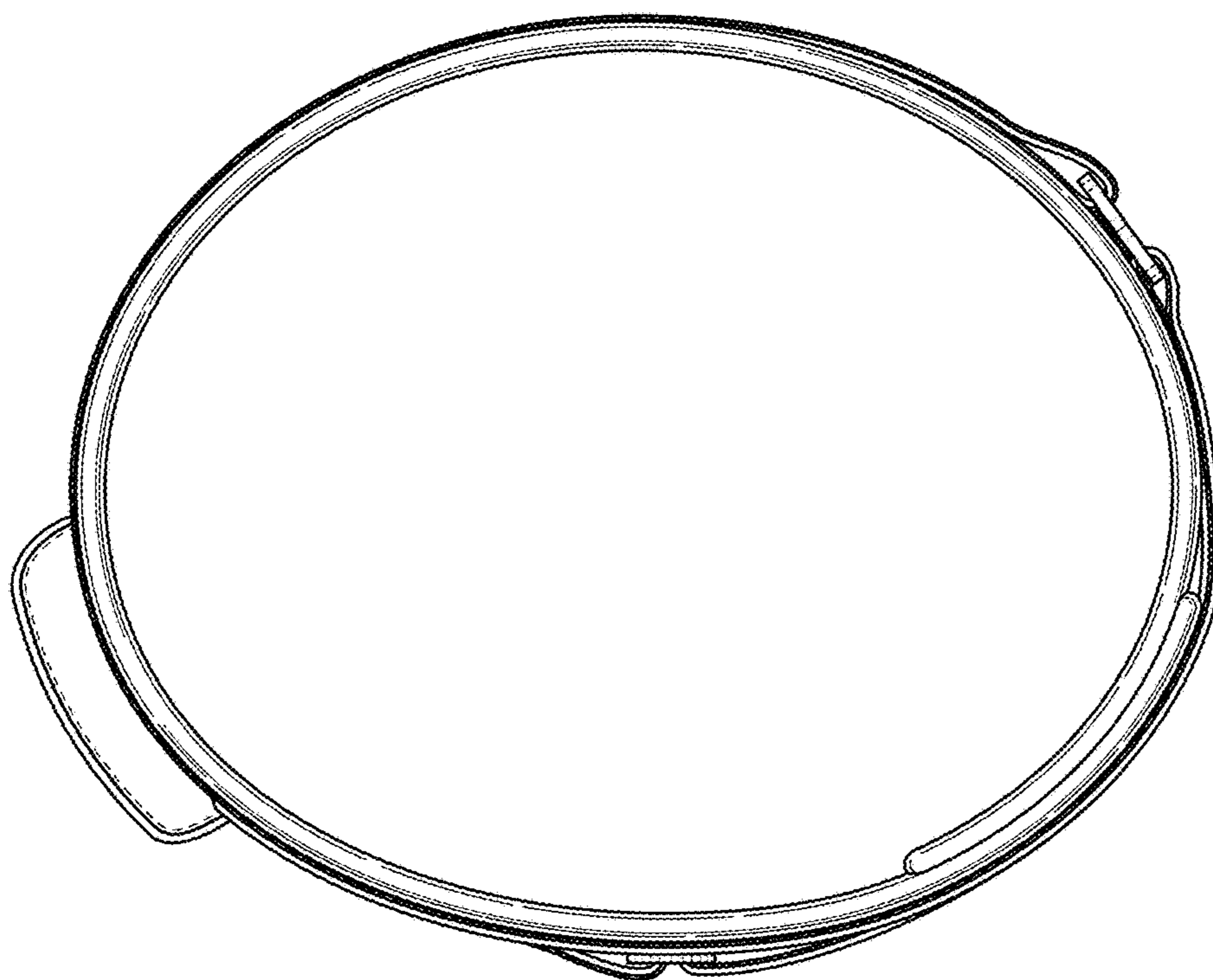


FIG. 6




FIG. 7



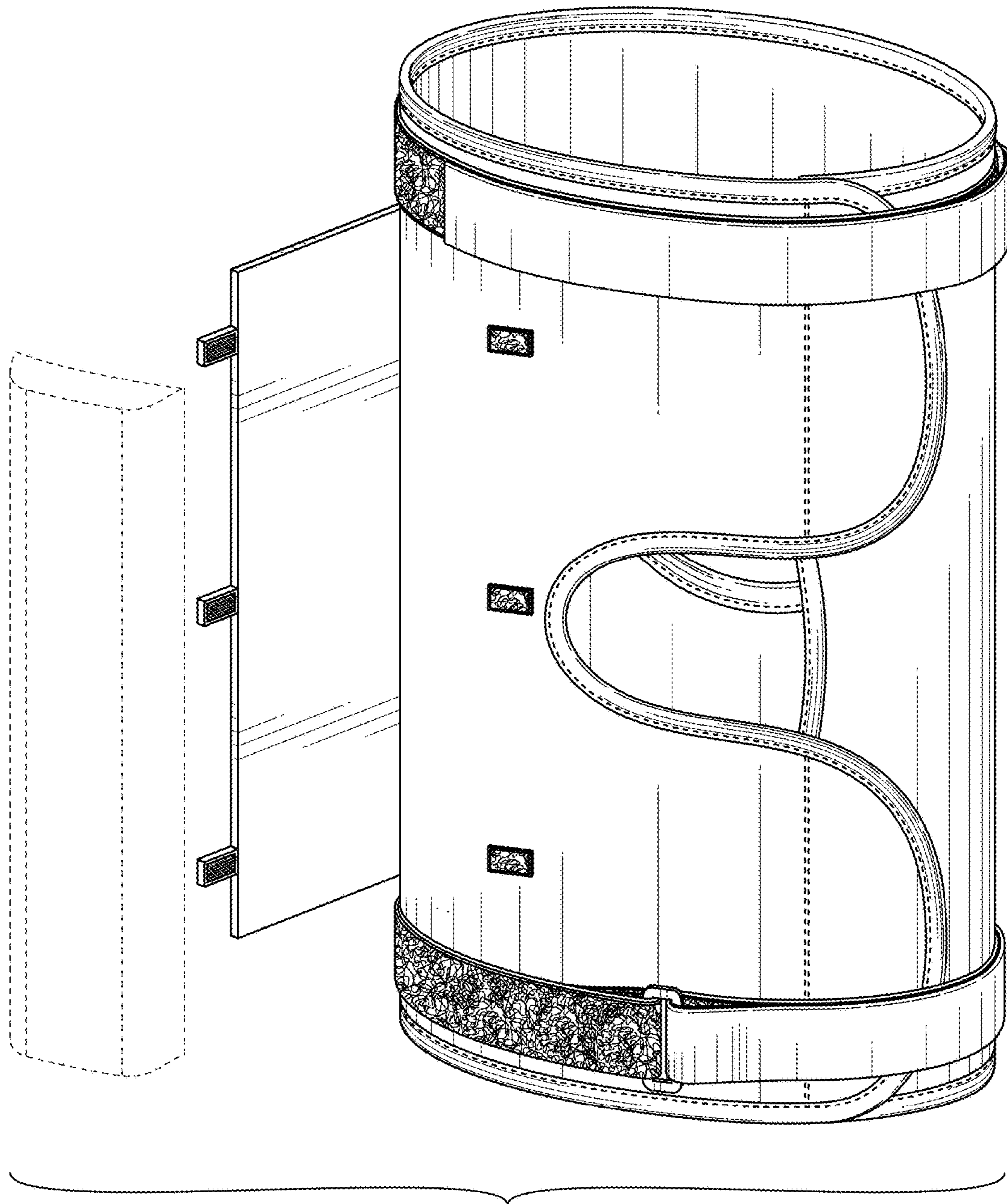


FIG. 8