



US00D802135S

(12) **United States Design Patent**
Chou

(10) **Patent No.:** **US D802,135 S**

(45) **Date of Patent:** **** Nov. 7, 2017**

- (54) **INTERDENTAL BRUSHE HEAD CONNECTOR**
- (71) Applicant: **Su Lin Chou**, New Taipei (TW)
- (72) Inventor: **Su Lin Chou**, New Taipei (TW)
- (**) Term: **15 Years**
- (21) Appl. No.: **29/568,353**
- (22) Filed: **Jun. 17, 2016**
- (51) **LOC (10) Cl.** **24-02**
- (52) **U.S. Cl.**
USPC **D24/152**
- (58) **Field of Classification Search**
USPC D25/152, 146, 133, 147, 128, 119;
D34/9; D28/64.3, 66, 73, 88; D4/104,
D4/108, 113, 138
CPC A61C 15/00; A61C 15/043; A61C 15/48;
A46B 5/00; A46B 5/0062; A46B 5/0066;
A46B 5/0079; A46B 5/021; A46B 9/045;
A46B 9/04; A46B 7/04
See application file for complete search history.

- 6,648,641 B1 * 11/2003 Viltro A61K 8/02
132/308
- 7,156,107 B2 * 1/2007 Hsu A61C 15/00
132/309
- D595,851 S * 7/2009 Karten D24/152
- D674,487 S * 1/2013 Kile D24/152
- D674,905 S * 1/2013 Lowsky D24/152
- 2004/0121284 A1 * 6/2004 Hsu A61C 15/00
433/141
- 2007/0006402 A1 * 1/2007 Kang A61C 15/00
15/22.1
- 2008/0301893 A1 * 12/2008 Erskine-Smith A46B 9/04
15/167.1

* cited by examiner

Primary Examiner — Wan Laymon

(74) *Attorney, Agent, or Firm* — Roger Chen

(57) **CLAIM**

The ornamental design for an interdental brushe head connector, as shown and described.

DESCRIPTION

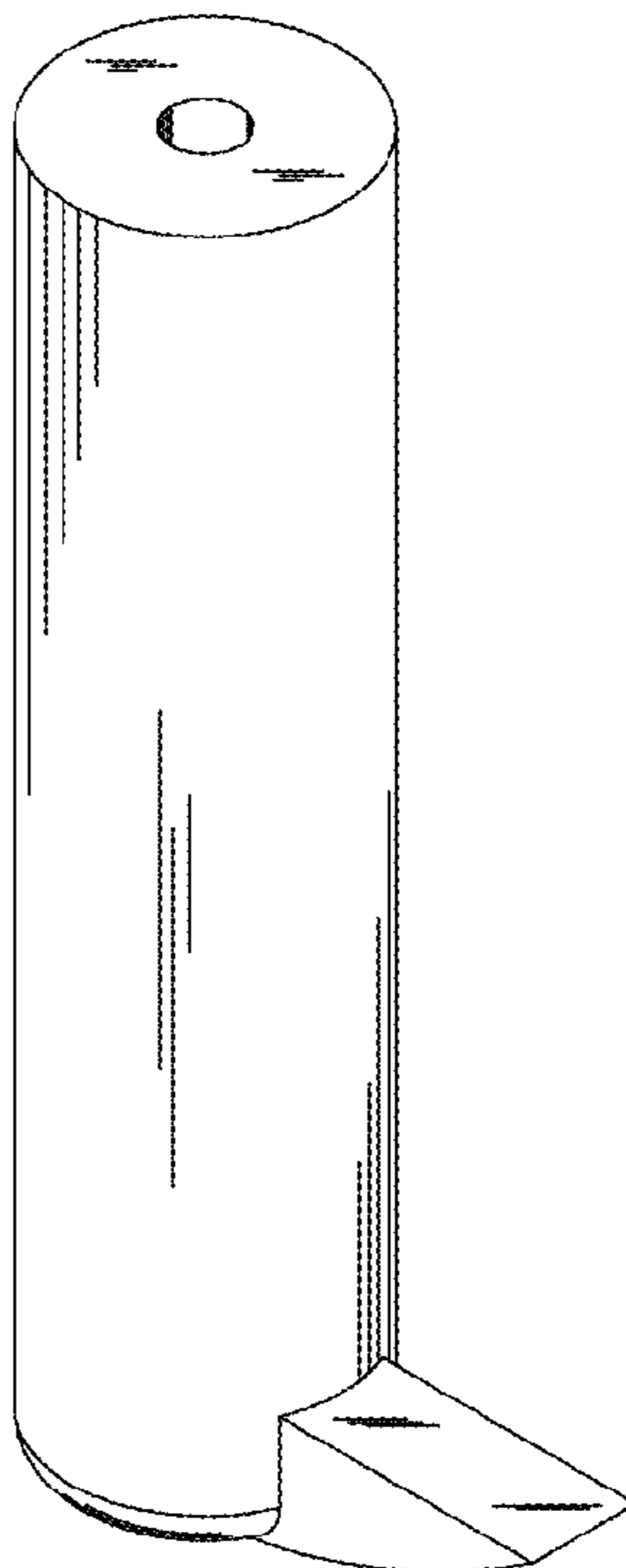
FIG. 1 is a perspective view of an interdental brushe head connector showing my new design; FIG. 2 is a front side view thereof; FIG. 3 is a rear side view thereof; FIG. 4 is a left side view thereof; FIG. 5 is a right side view thereof; FIG. 6 is a top side view thereof; and, FIG. 7 is a bottom side view thereof.

1 Claim, 7 Drawing Sheets

(56) **References Cited**

U.S. PATENT DOCUMENTS

- D291,504 S * 8/1987 Tarrson D4/104
- D303,043 S * 8/1989 Tarrson D4/104
- 5,488,751 A * 2/1996 Gekhter A46B 5/00
132/321
- 6,325,626 B1 * 12/2001 Blass A61C 15/00
132/321



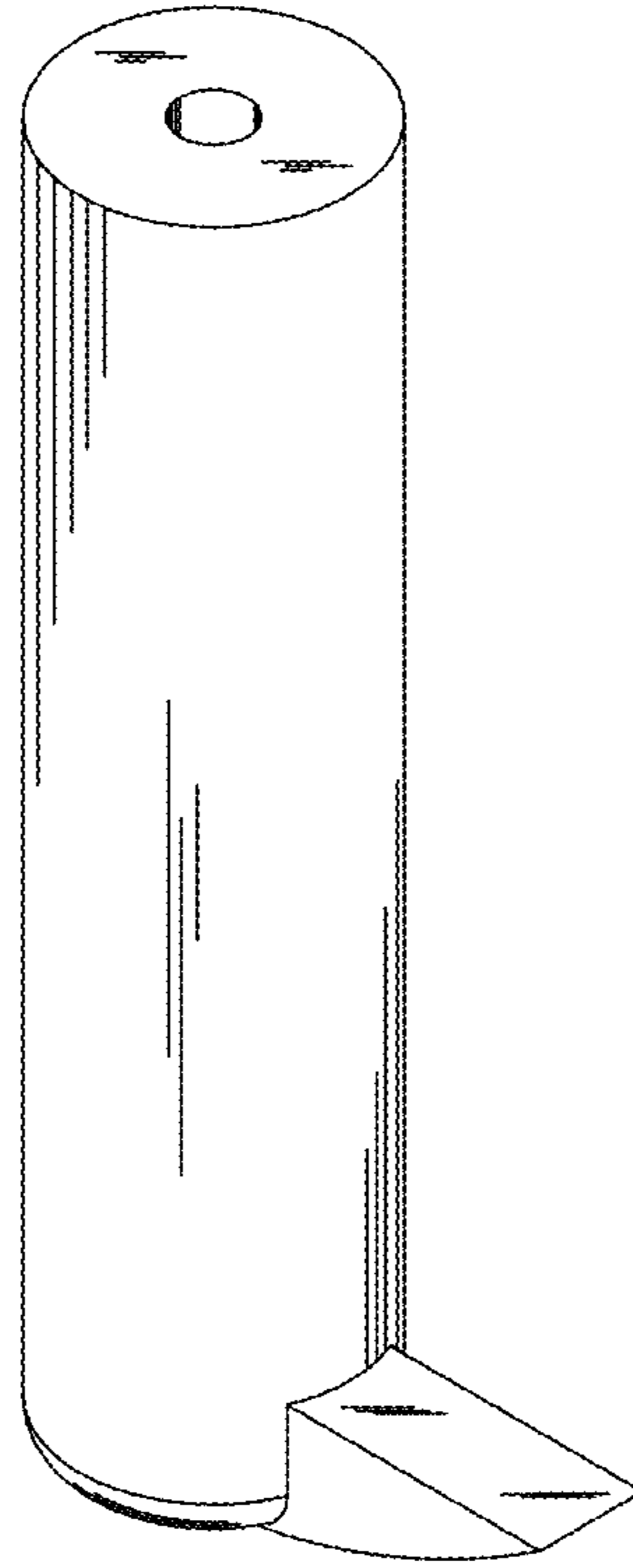


FIG.1

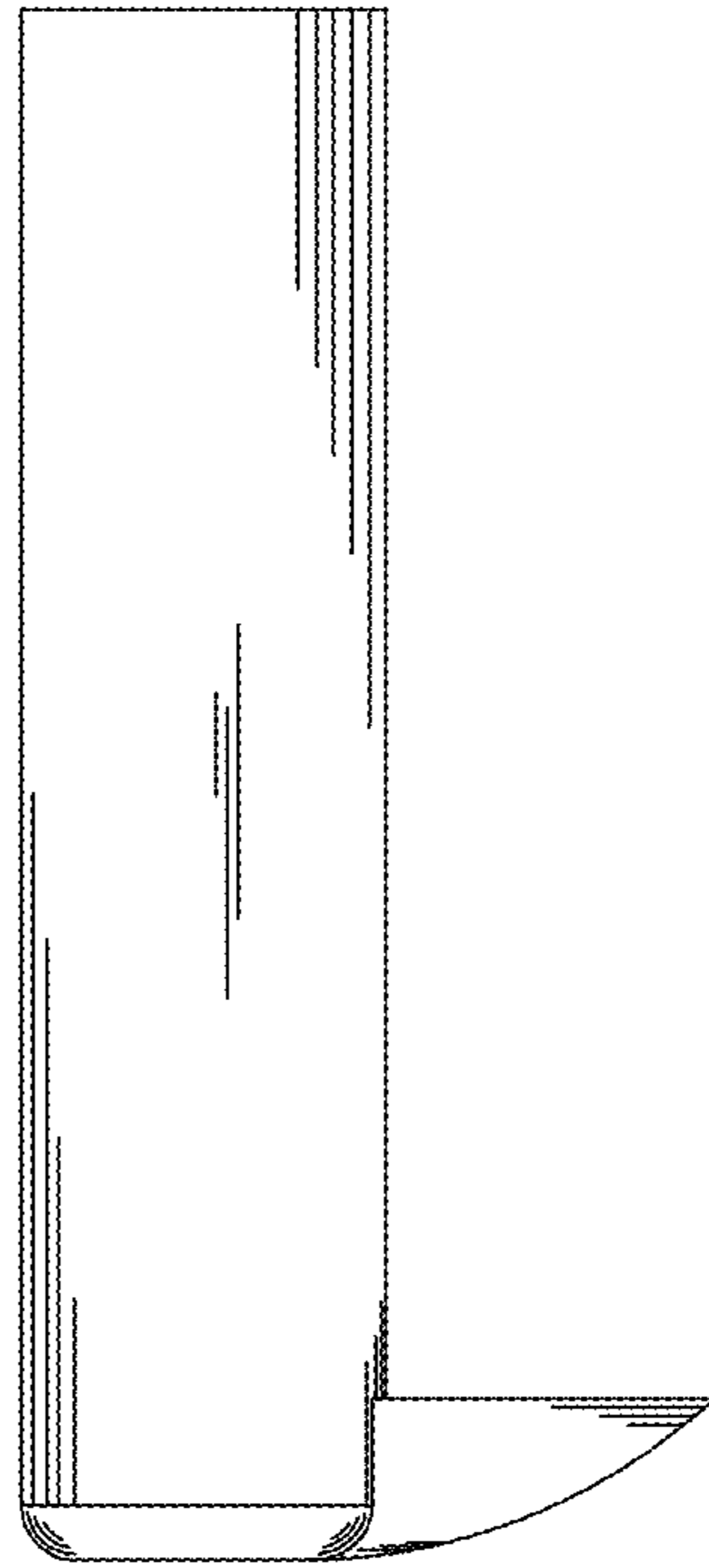


FIG.2



FIG.3



FIG.4




FIG.5

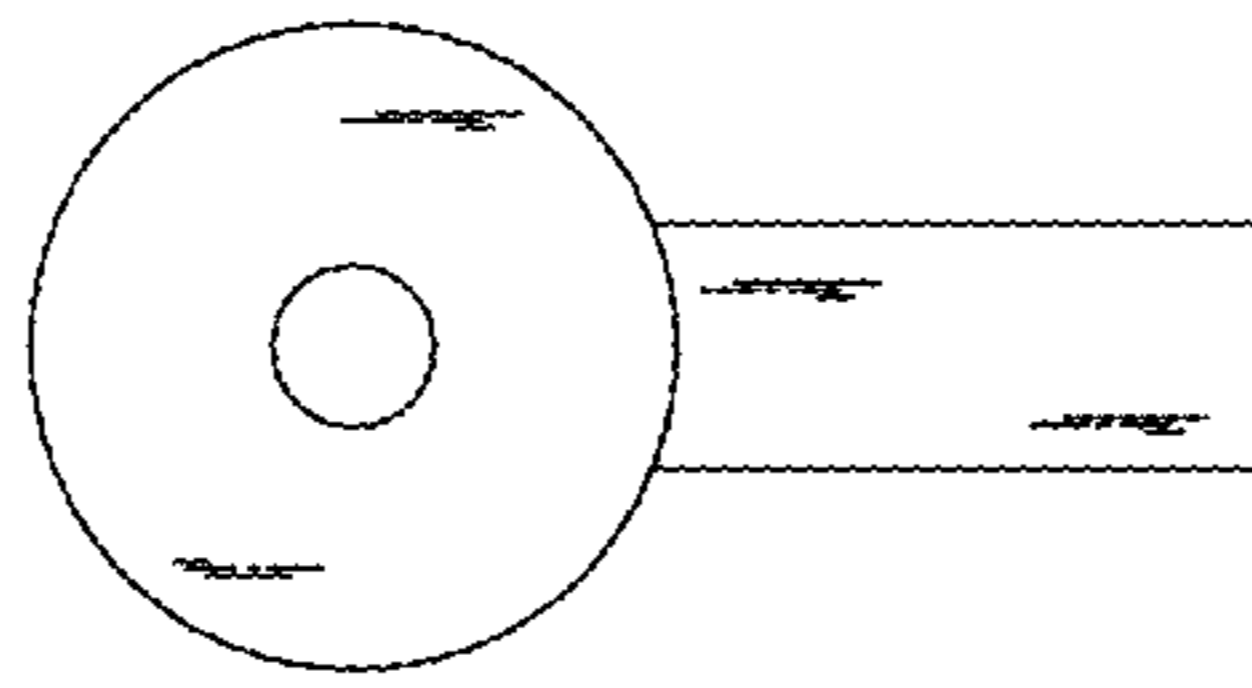


FIG.6

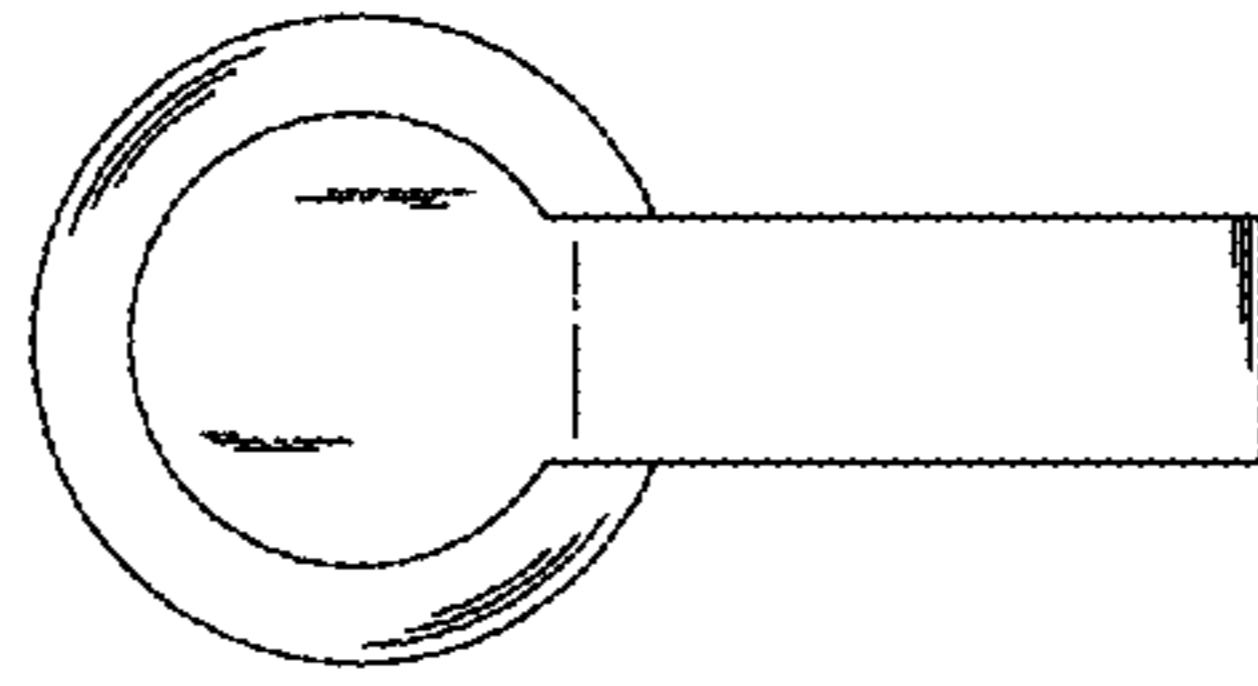


FIG.7