



US00D802125S

(12) **United States Design Patent** (10) **Patent No.:** **US D802,125 S**  
**Schiller et al.** (45) **Date of Patent:** **\*\* Nov. 7, 2017**

(54) **FLANGE EXTENDER**

(56) **References Cited**

(71) Applicant: **BRISTOL-MYERS SQUIBB COMPANY**, Princeton, NJ (US)  
(72) Inventors: **Eric Schiller**, Westfield, NJ (US);  
**Christina Joy Laskar**, Fort Lee, NJ (US); **Mitali Aon**, Martinsville, NJ (US); **Richard Caizza**, Union City, NJ (US); **Jon Bell**, Waldwick, NJ (US)  
(73) Assignee: **BRISTOL-MYERS SQUIBB COMPANY**, Princeton, NJ (US)  
(\*\*) Term: **15 Years**  
(21) Appl. No.: **29/592,765**  
(22) Filed: **Feb. 2, 2017**

U.S. PATENT DOCUMENTS

4,981,476 A \* 1/1991 Aichlmayr ..... A61M 5/3213  
206/365  
D449,379 S \* 10/2001 Fuhr ..... D24/133  
D576,276 S \* 9/2008 Osypka ..... D24/130  
D581,044 S \* 11/2008 Sudo ..... D24/130  
D581,045 S \* 11/2008 Sudo ..... D24/130  
D602,158 S \* 10/2009 Cuevas ..... D24/128  
D649,241 S \* 11/2011 Kunishige ..... D24/129  
D660,418 S \* 5/2012 Kuczek ..... D24/130  
D675,317 S \* 1/2013 Baxter ..... D24/130  
D702,835 S \* 4/2014 Vinchon ..... D24/130  
8,887,729 B2 \* 11/2014 Harrington ..... A61M 16/0465  
128/207.14  
D751,705 S \* 3/2016 Hitscherich, Jr. .... D24/130  
D757,258 S \* 5/2016 Weißhaupt ..... D24/127

\* cited by examiner

*Primary Examiner* — David Muller  
(74) *Attorney, Agent, or Firm* — McDonnell Boehnen Hulbert & Berghoff LLP

**Related U.S. Application Data**

(60) Division of application No. 29/549,055, filed on Dec. 18, 2015, which is a continuation of application No. 13/180,070, filed on Jul. 11, 2011, now abandoned.  
(51) **LOC (10) Cl.** ..... **24-02**  
(52) **U.S. Cl.**  
USPC ..... **D24/130**  
(58) **Field of Classification Search**  
USPC ..... D24/127–131, 112–114, 133, 186;  
606/181, 185; 604/264, 523–528, 272,  
604/187, 158, 164.01–164.11, 181, 184,  
604/227; 600/101, 139, 143;  
128/200.24, 207.14, 207.15  
CPC ..... A61M 5/178; A61M 3/00; A61M 5/20;  
A61M 5/31; A61M 5/3146; A61M  
5/3129; A61M 5/3148; A61M 5/315  
See application file for complete search history.

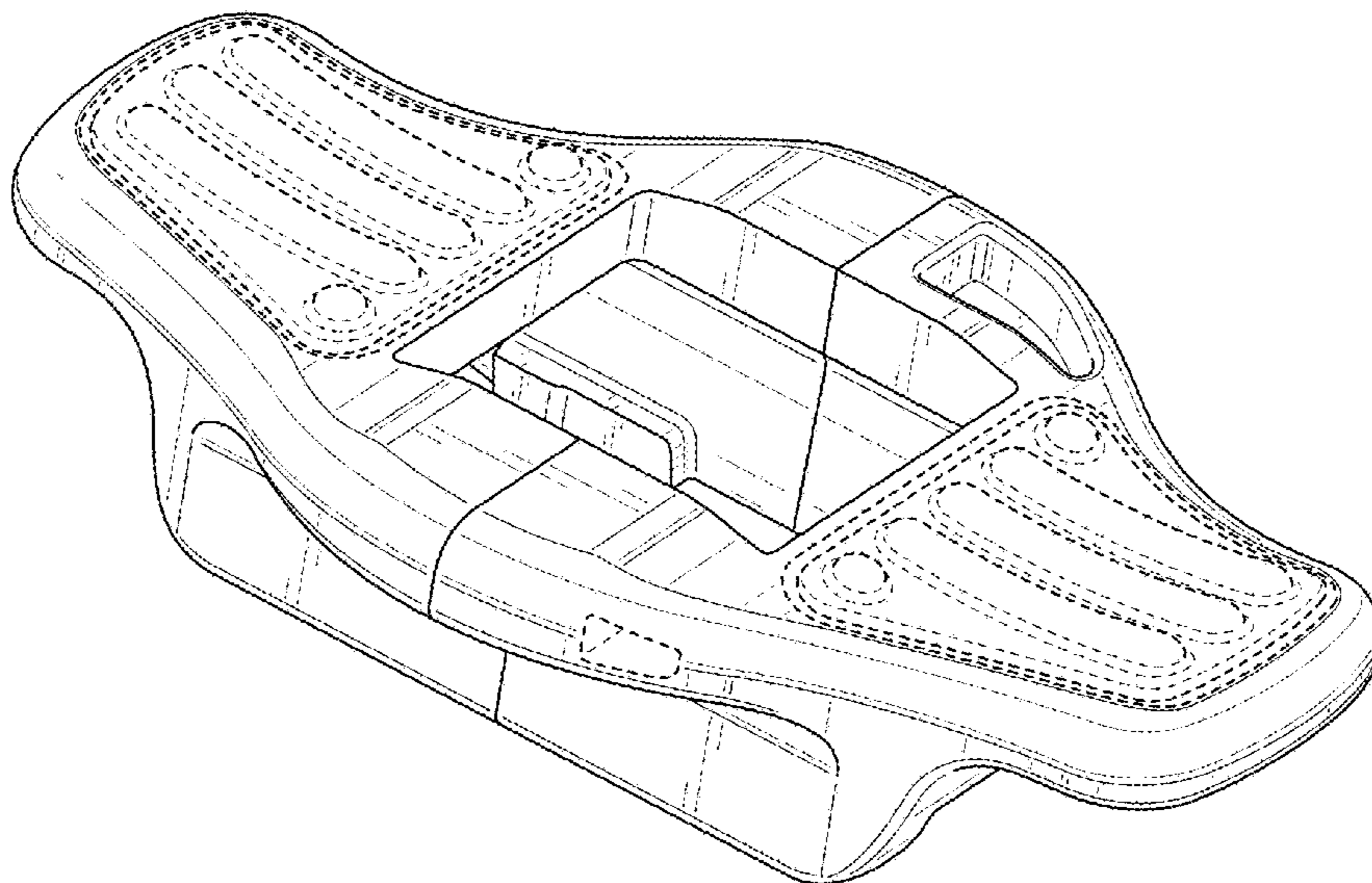
(57) **CLAIM**

The ornamental design for a flange extender, as shown and described.

**DESCRIPTION**

FIG. 1 is an embodiment of a flange extender in a perspective view;  
FIG. 2 is a front view thereof;  
FIG. 3 is a rear view thereof;  
FIG. 4 is a left side view thereof;  
FIG. 5 is a right side view thereof;  
FIG. 6 is a top view thereof; and,  
FIG. 7 is a bottom view thereof.  
The broken lines illustrate portions of the drawings that form no part of the claimed design.

**1 Claim, 7 Drawing Sheets**



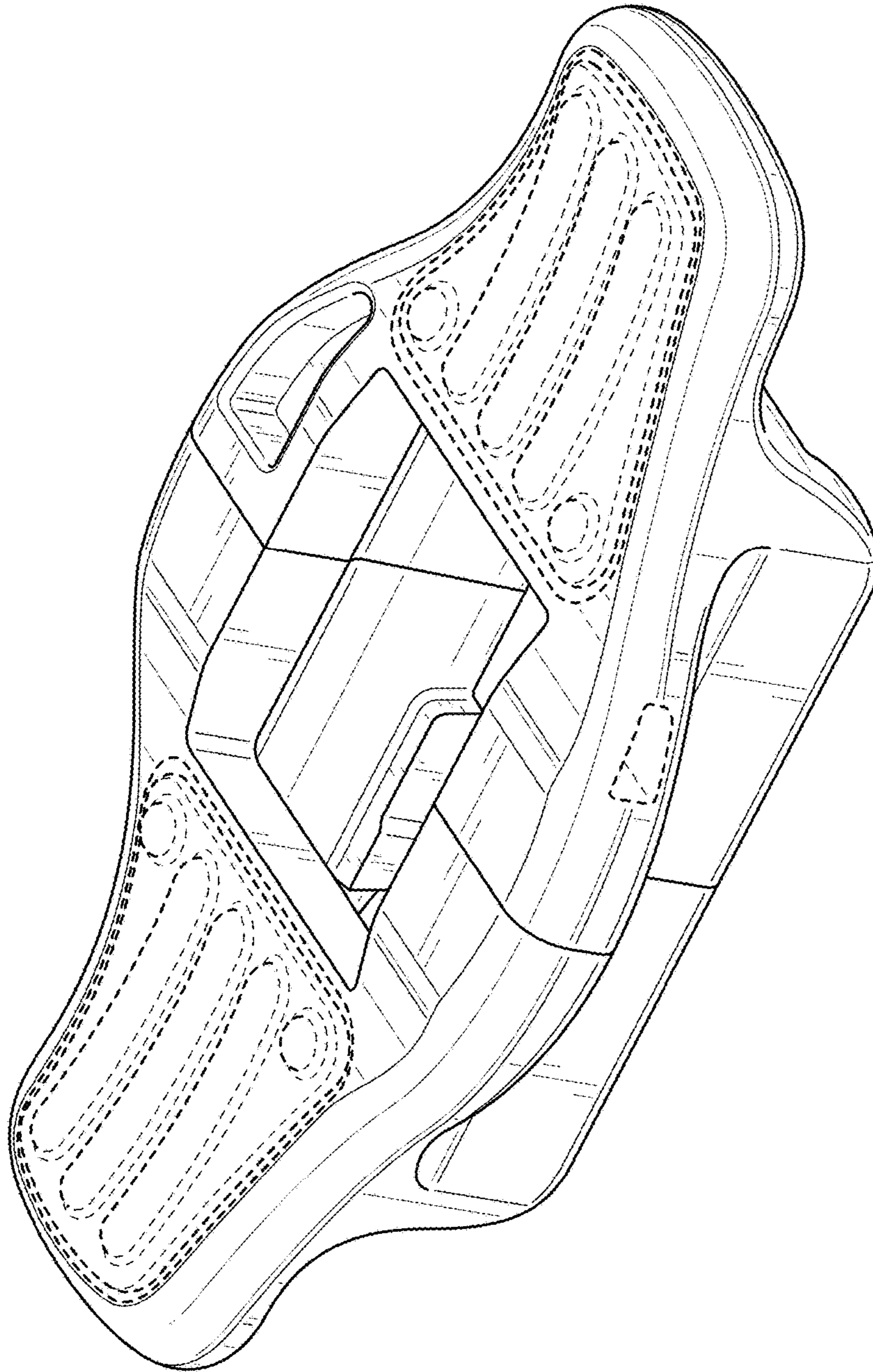


FIG. 1

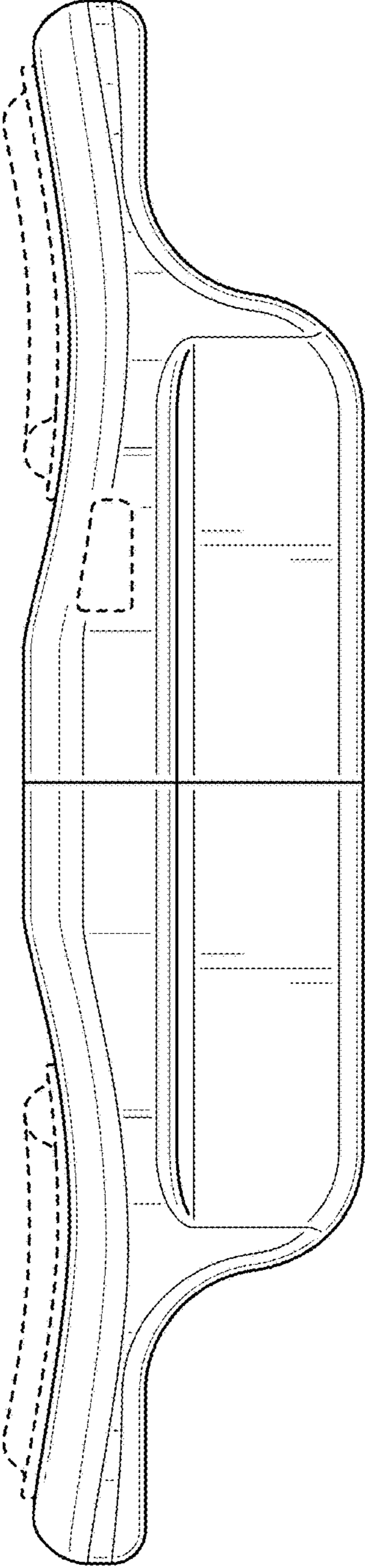


FIG. 2

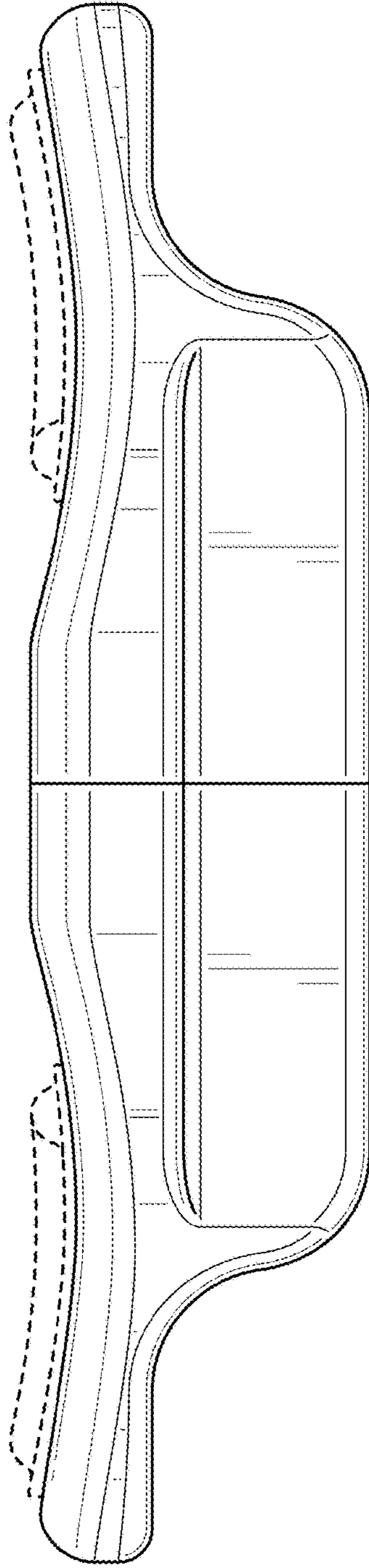


FIG. 3

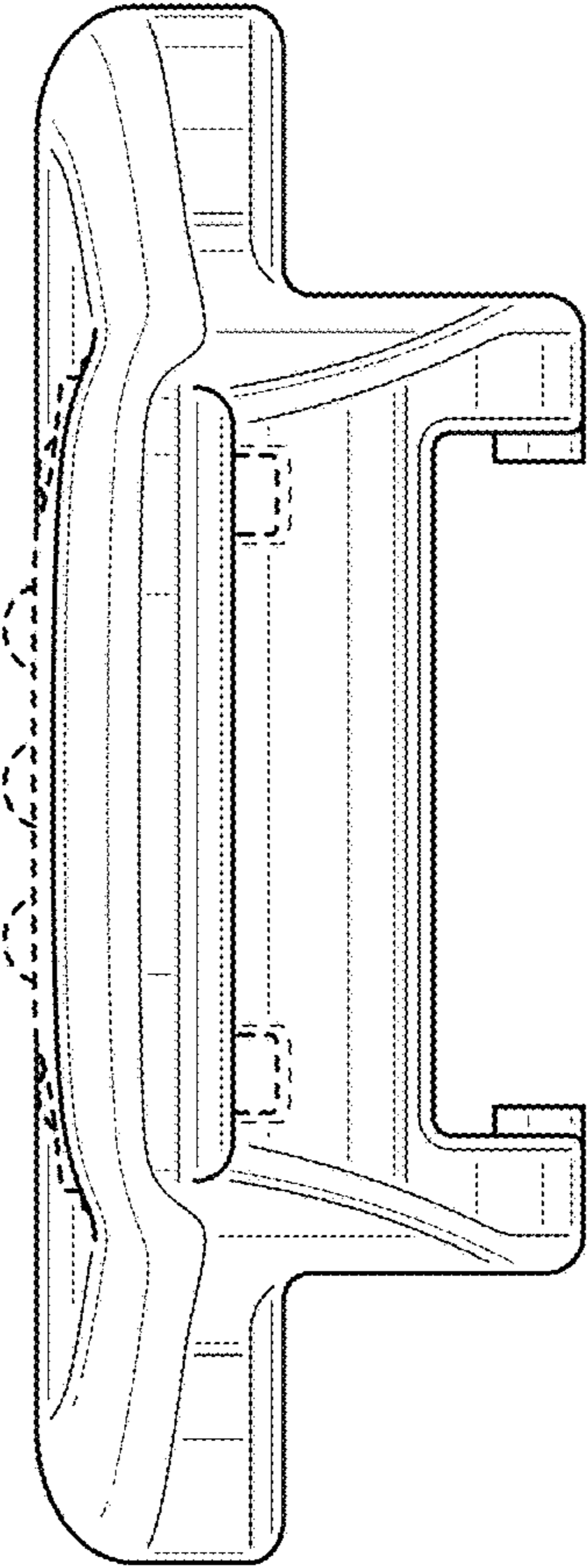


FIG. 4

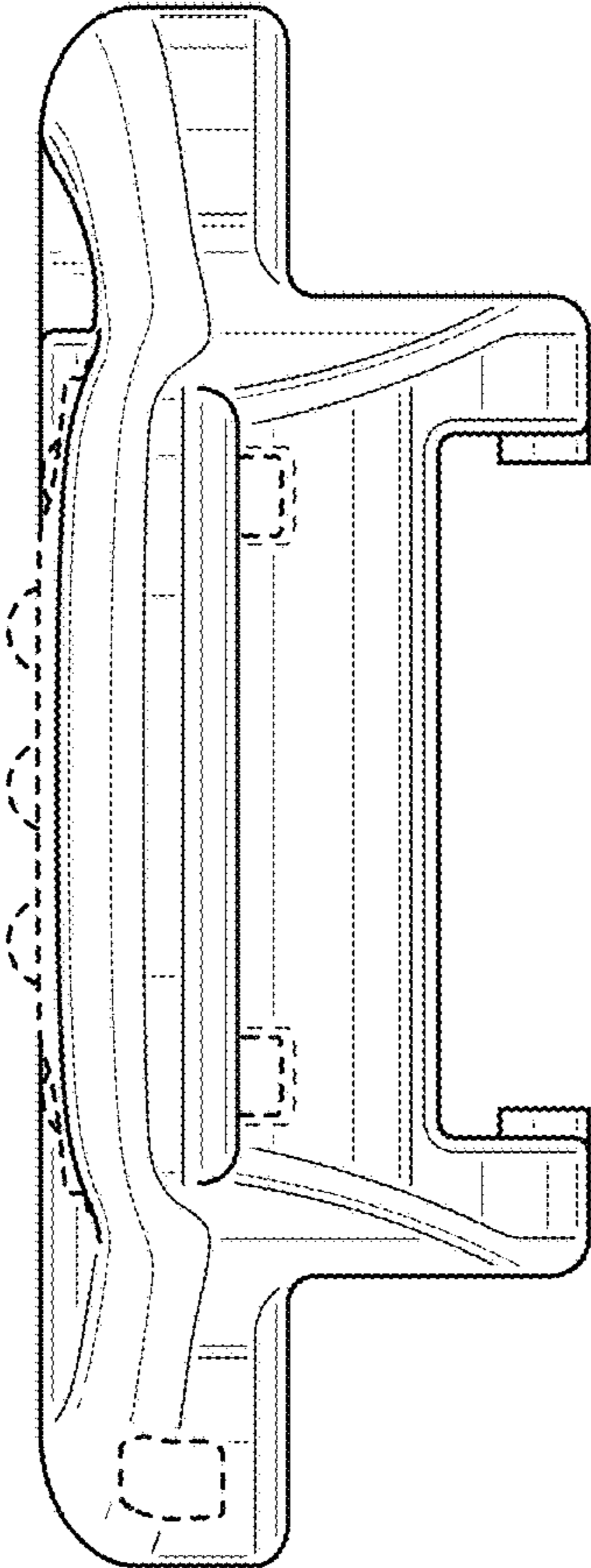


FIG. 5

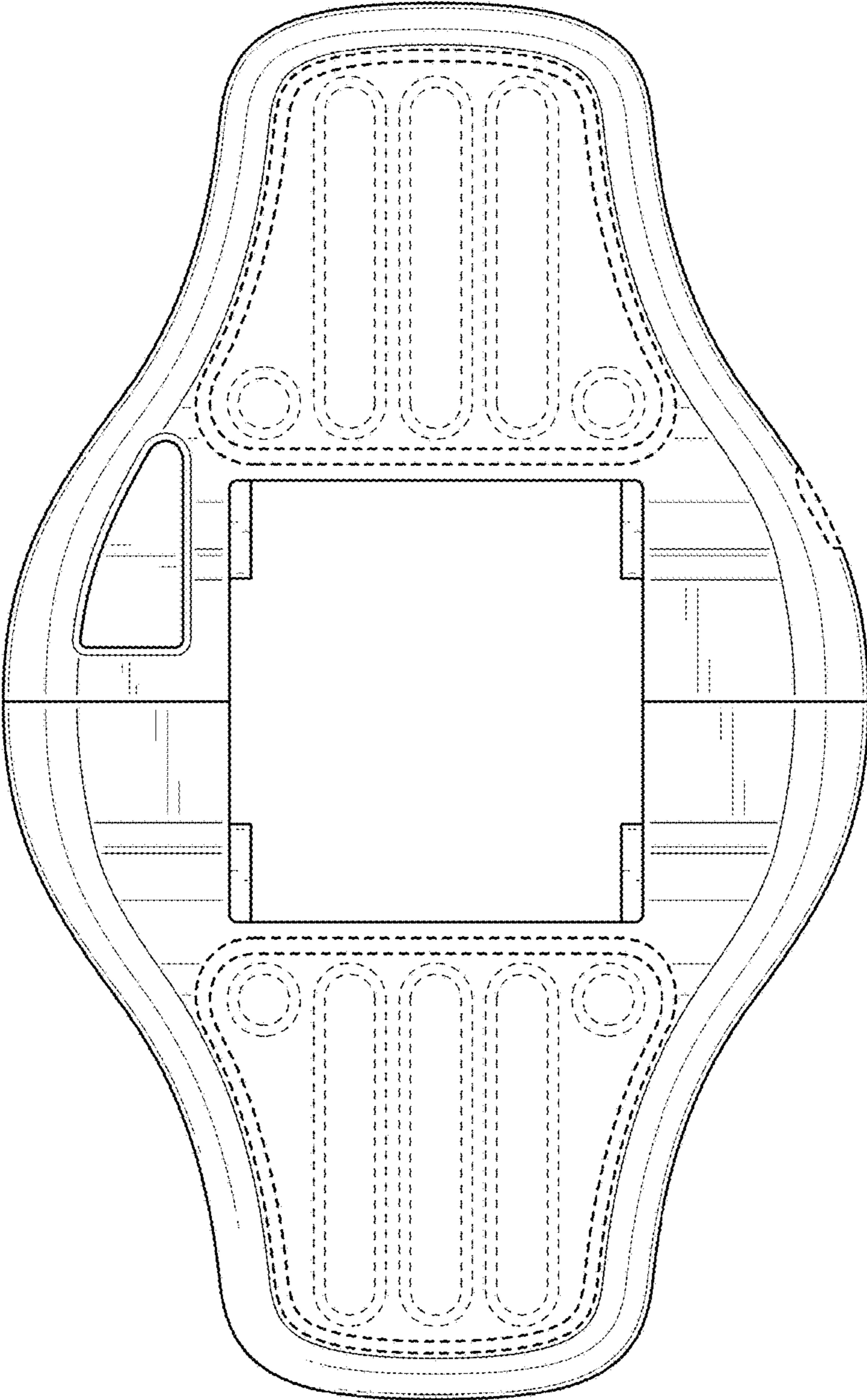


FIG. 6

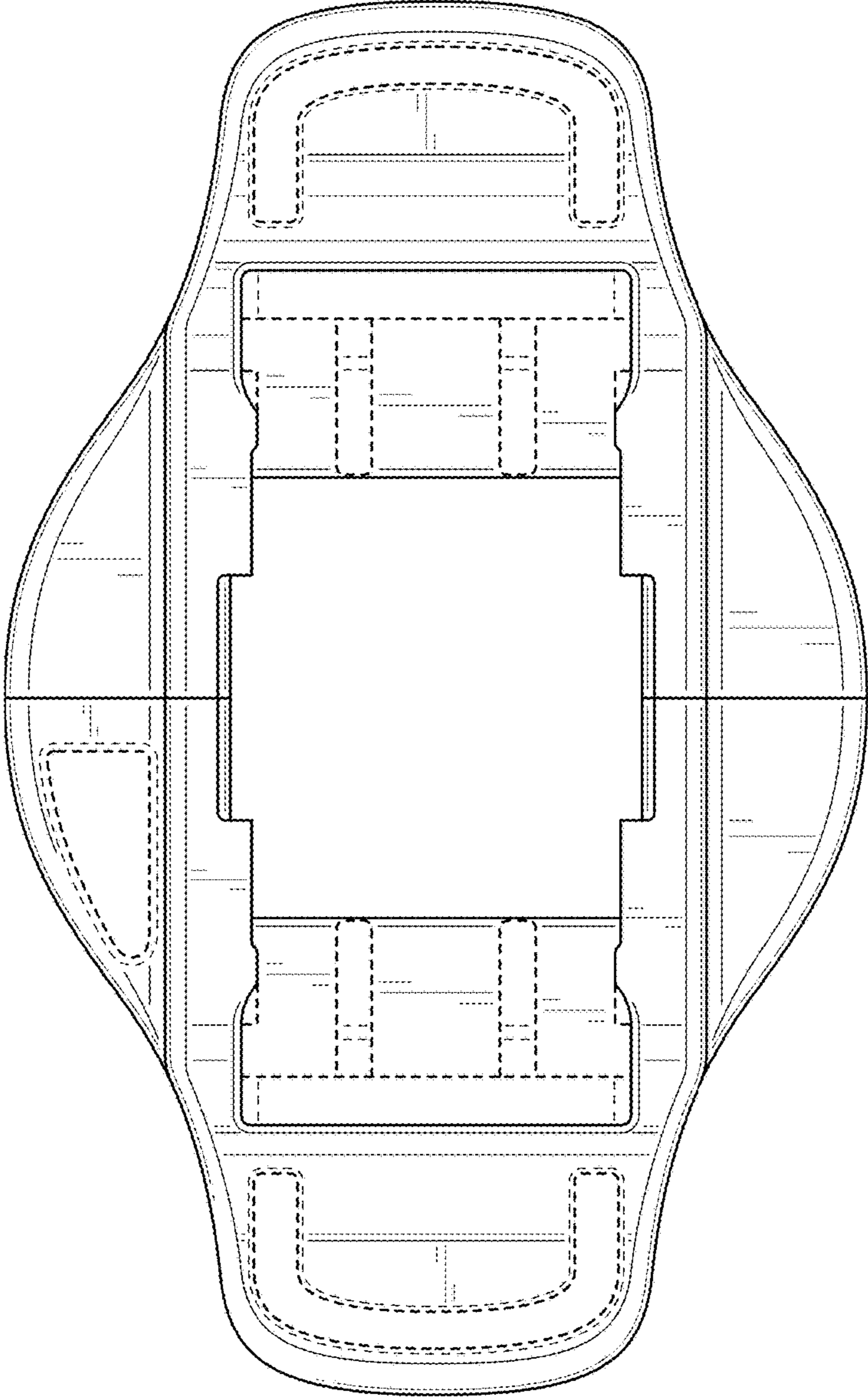


FIG. 7