



US00D802107S

(12) **United States Design Patent** (10) **Patent No.:** **US D802,107 S**  
**Schumann** (45) **Date of Patent:** **\*\* Nov. 7, 2017**

(54) **ELECTRIC HEATER**

(56) **References Cited**

(71) Applicant: **STIEBEL ELTRON GMBH & CO.**  
**KG, Holzminden (DE)**

U.S. PATENT DOCUMENTS

(72) Inventor: **Dirk Schumann, Münster (DE)**

D306,342 S *	2/1990	Lane	.....	D23/332
D379,650 S *	6/1997	Smith	.....	D23/314
D532,881 S *	11/2006	Ching	.....	D23/332
D612,469 S *	3/2010	Nagahori	.....	D23/351
D618,778 S *	6/2010	Kuepper	.....	D23/351
D680,635 S *	4/2013	Kashimoto	.....	D23/351
D683,000 S *	5/2013	Smith	.....	D23/314
D689,177 S *	9/2013	Kato	.....	D23/351
D777,894 S *	1/2017	Kato	.....	D23/351
D779,047 S *	2/2017	Ikegaya	.....	D23/351
D782,637 S *	3/2017	Woo	.....	D23/333
D796,018 S *	8/2017	Kusuki	.....	D23/351

(73) Assignee: **STIEBEL ELTRON GmbH & Co.**  
**KG, Holzminden (DE)**

(\*\*) Term: **15 Years**

(21) Appl. No.: **35/501,577**

(22) Filed: **Jun. 29, 2016**

\* cited by examiner

(80) **Hague Agreement Data**

*Primary Examiner* — Michael A Pratt

Int. Filing Date: **Jun. 29, 2016**

Int. Reg. No.: **DM/092344**

Int. Reg. Date: **Jun. 29, 2016**

Int. Reg. Pub. Date: **Sep. 16, 2016**

(57) **CLAIM**

The ornamental design for an electric heater, as shown and described.

(51) **LOC (10) Cl.** ..... **23-03**

(52) **U.S. Cl.**  
USPC ..... **D23/330**

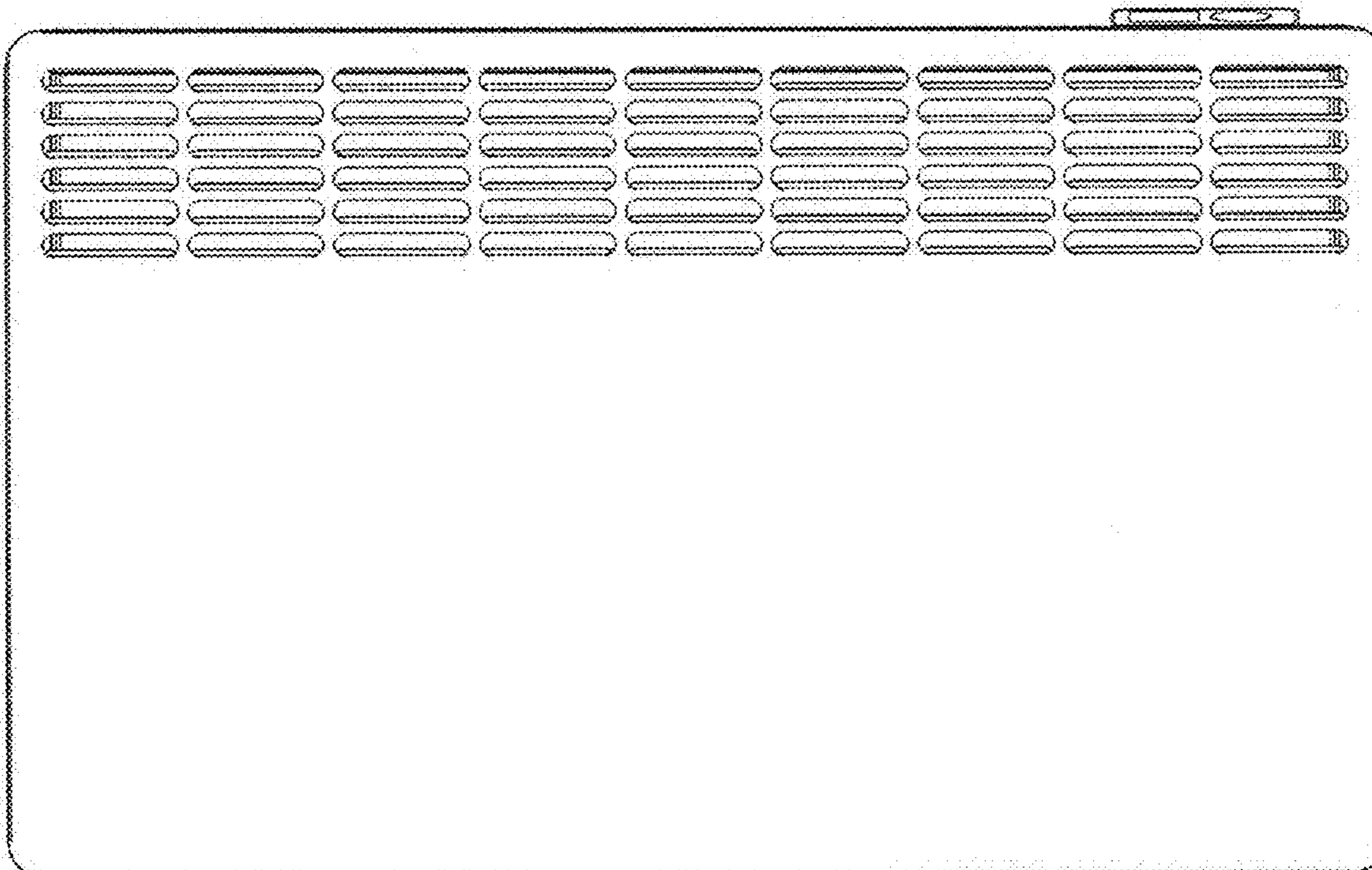
(58) **Field of Classification Search**  
USPC ..... D23/314, 317, 332, 333-337, 348, 351,  
D23/355, 370, 378  
CPC ..... F24B 1/18; F24B 1/182; F24B 1/1808;  
F24B 1/181

**DESCRIPTION**


- 1. Electric heater
- 1.1 : Front
- 1.2 : Back
- 1.3 : Top
- 1.4 : Left
- 1.5 : Right
- 1.6 : Perspective

See application file for complete search history.


**1 Claim, 6 Drawing Sheets**




1.1




1.2



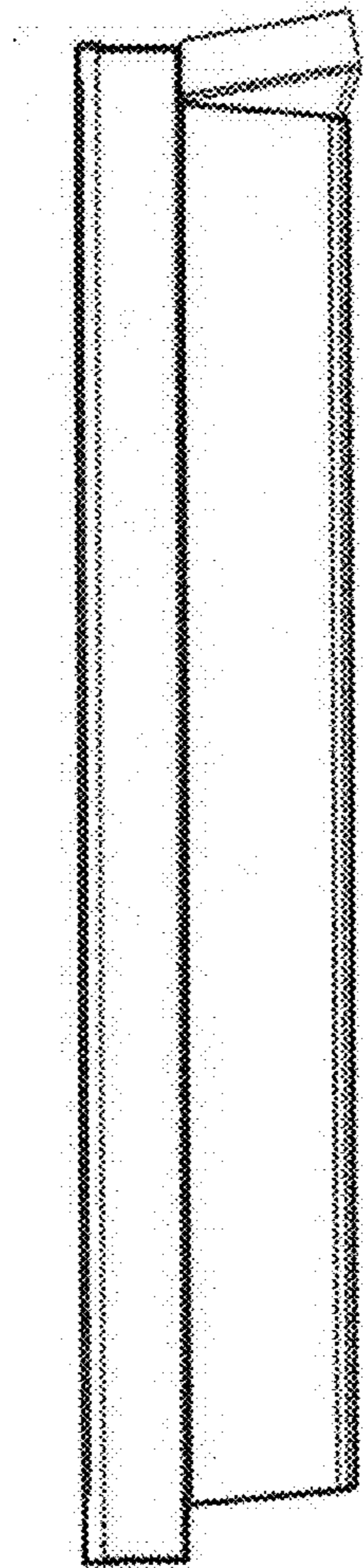
1.3



1.4



1.5



1.6

