

US00D802072S

(12) **United States Design Patent**
Kennedy et al.

(10) **Patent No.:** **US D802,072 S**

(45) **Date of Patent:** **** Nov. 7, 2017**

(54) **LACROSSE HEAD**
(71) Applicant: **Cascade Maverik Lacrosse, LLC**,
Exeter, NH (US)
(72) Inventors: **Steven Kennedy**, Niskayuna, NY (US);
Nicholas Colville, Syracuse, NY (US);
Jesse Newman, Liverpool, NY (US);
Jefferey Colburn, Baltimore, MD (US);
David Williams, Fulton, NY (US)

7,585,234 B2 * 9/2009 Reeb A63B 59/20
473/513
8,721,477 B2 * 5/2014 Chung A63B 59/20
473/513
8,727,915 B2 * 5/2014 Lignelli A63B 60/10
473/513
D716,881 S * 11/2014 Gait D21/724
D733,232 S * 6/2015 Li D21/724
D738,446 S * 9/2015 Thompson D21/724

(Continued)

(73) Assignee: **Cascade Maverik Lacrosse, LLC**,
Exeter, NH (US)

OTHER PUBLICATIONS
U.S. Appl. No. 29/570,023, filed Jul. 1, 2016, Kennedy et al.
(Continued)

(**) Term: **15 Years**

Primary Examiner — Mitchell Siegel
(74) *Attorney, Agent, or Firm* — Wolf, Greenfield &
Sacks, P.C.

(21) Appl. No.: **29/570,025**

(22) Filed: **Jul. 1, 2016**

(51) **LOC (10) Cl.** **21-02**

(52) **U.S. Cl.**
USPC **D21/753**

(58) **Field of Classification Search**
USPC D21/722, 724, 753
CPC A63B 59/20; A63B 60/00; A63B 60/46;
A63B 60/50; A63B 60/52; A63B 65/12;
A63B 65/122; A63B 65/125; A63B
65/127

See application file for complete search history.

(56) **References Cited**

U.S. PATENT DOCUMENTS

D297,963 S * 10/1988 Tucker D21/724
6,923,739 B2 * 8/2005 Gait A63B 59/20
473/513
7,214,151 B1 * 5/2007 Gait A63B 59/20
473/513
7,226,374 B2 * 6/2007 Morrow B29C 45/1676
473/505
7,258,634 B2 * 8/2007 Morrow A63B 59/20
473/512

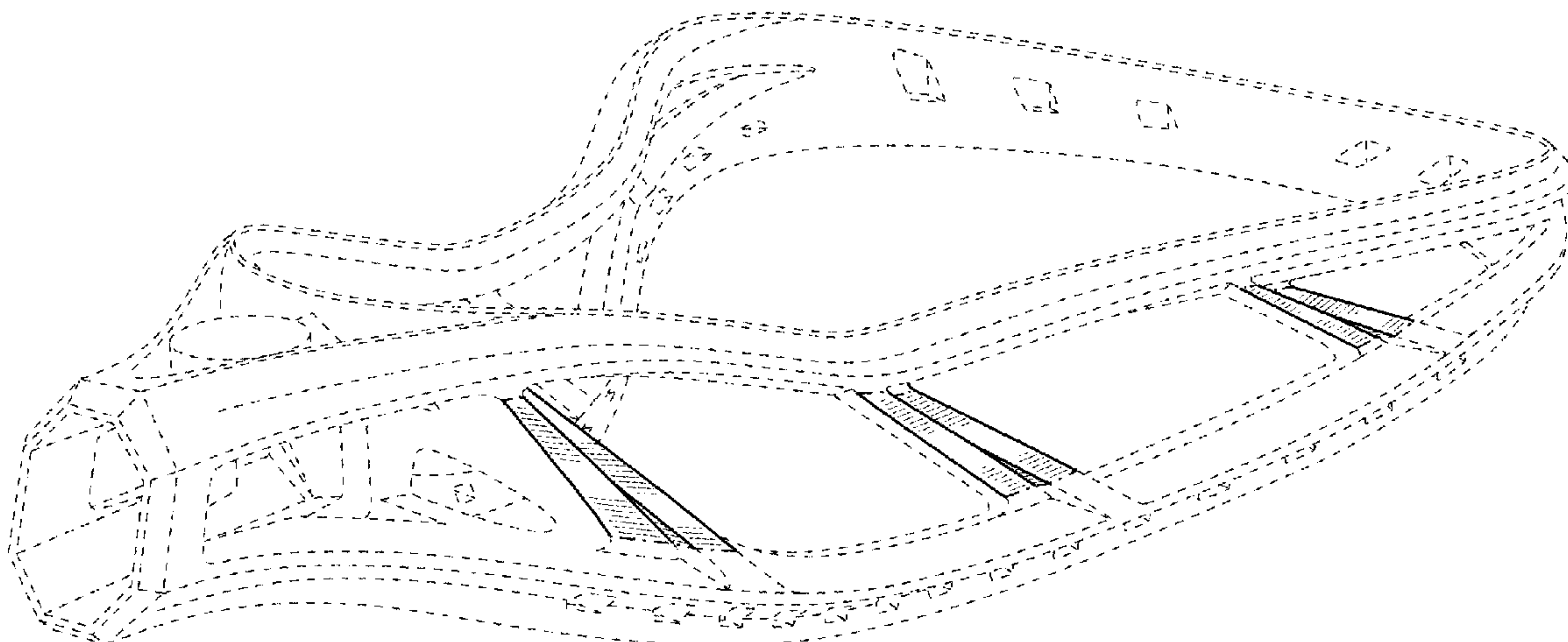
(57) **CLAIM**

The ornamental design for a lacrosse head, as shown and described.

DESCRIPTION

FIG. 1 is a bottom, front, right side perspective view of a lacrosse head showing our new design; FIG. 2 is a front elevation view thereof; FIG. 3 is a right side elevation view thereof; FIG. 4 is a rear elevation view thereof; FIG. 5 is a top plan view thereof; FIG. 6 is a bottom plan view thereof; FIG. 7 is a fragmentary, top, right side perspective view of a portion thereof; and, FIG. 8 is a fragmentary, top, right side perspective view of a portion thereof. The dash-dash broken lines represent portions of the lacrosse head that form no part of the claimed design. The dot-dash broken lines represent boundaries of the claimed design and form no part of the claimed design.

1 Claim, 5 Drawing Sheets



(56)

References Cited

U.S. PATENT DOCUMENTS

D741,425 S * 10/2015 Paquette D21/724
D750,185 S * 2/2016 Burns D21/724

OTHER PUBLICATIONS

U.S. Appl. No. 29/570,024, filed Jul. 1, 2016, Kennedy et al.
[No Author Listed] Warrior Lacrosse Tweet, dated Apr. 3, 2015.
<https://twitter.com/warriorlacrosse/status/584067957052936192>
[last accessed Nov. 3, 2016].
[No Author Listed] YouTube Video. Warrior Evo4x Pattern: ECM
Black, published Dec. 31, 2014. [https://www.youtube.com/
watch?v=PReUROpwsGI](https://www.youtube.com/watch?v=PReUROpwsGI) (.mp4 file; DVD enclosed) [last accessed
Nov. 2, 2016].

* cited by examiner

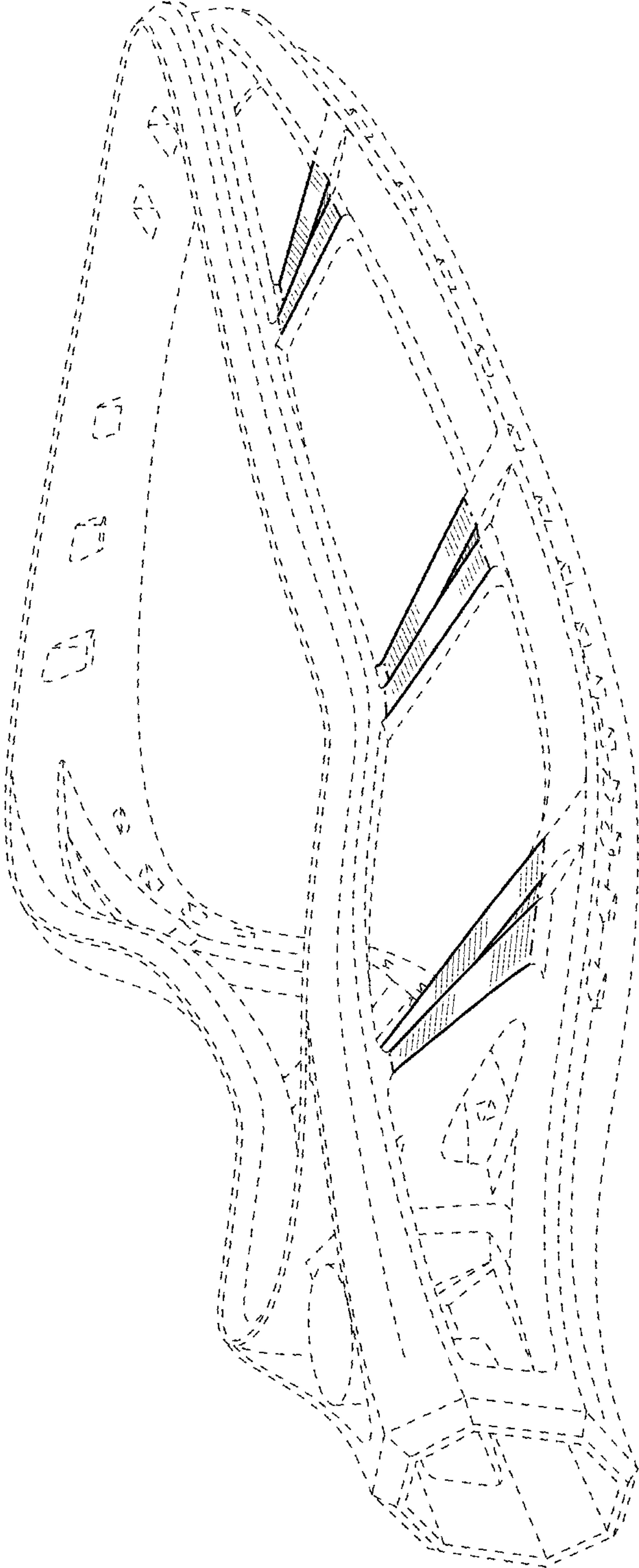


FIG. 1

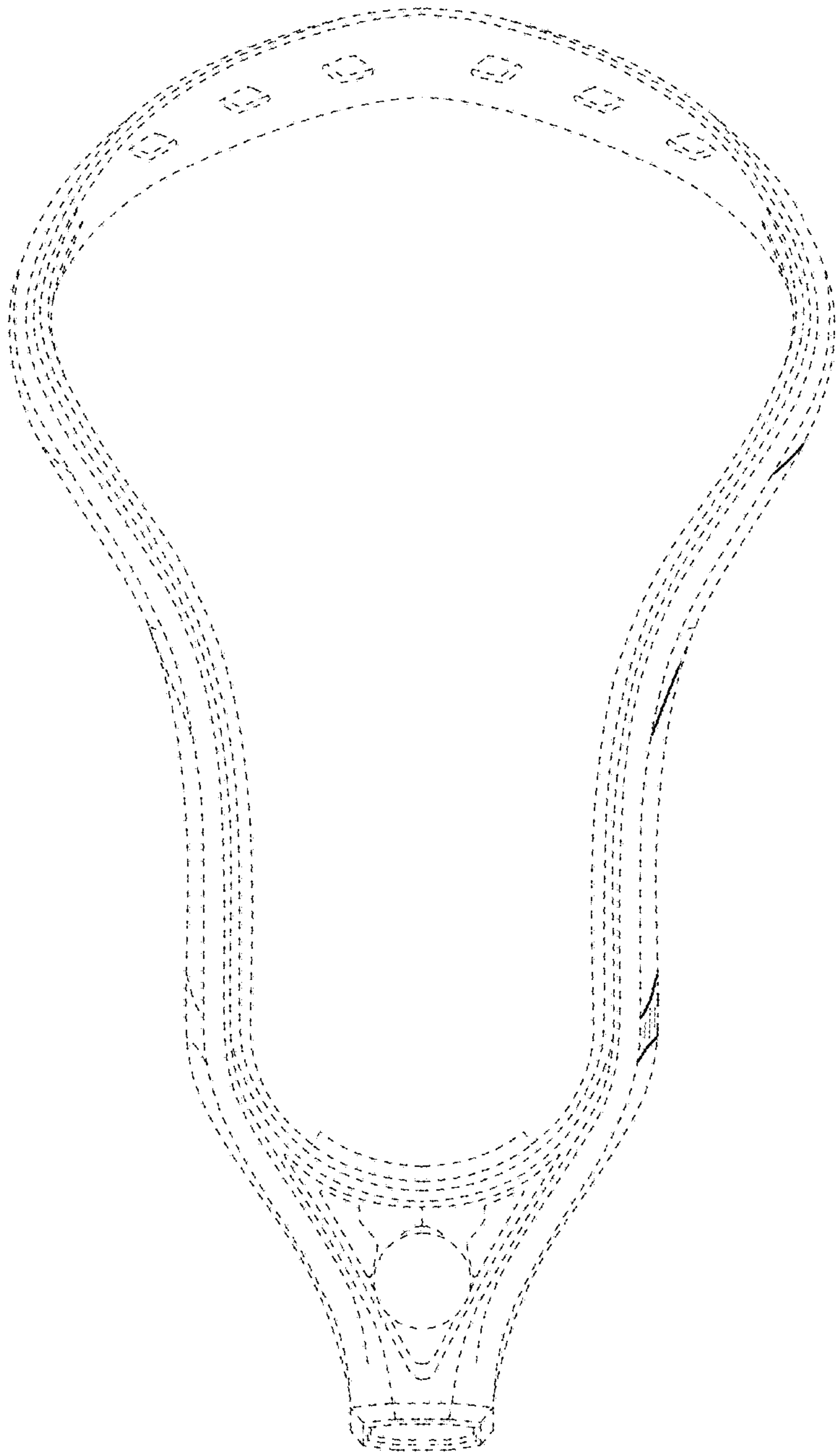


FIG. 2

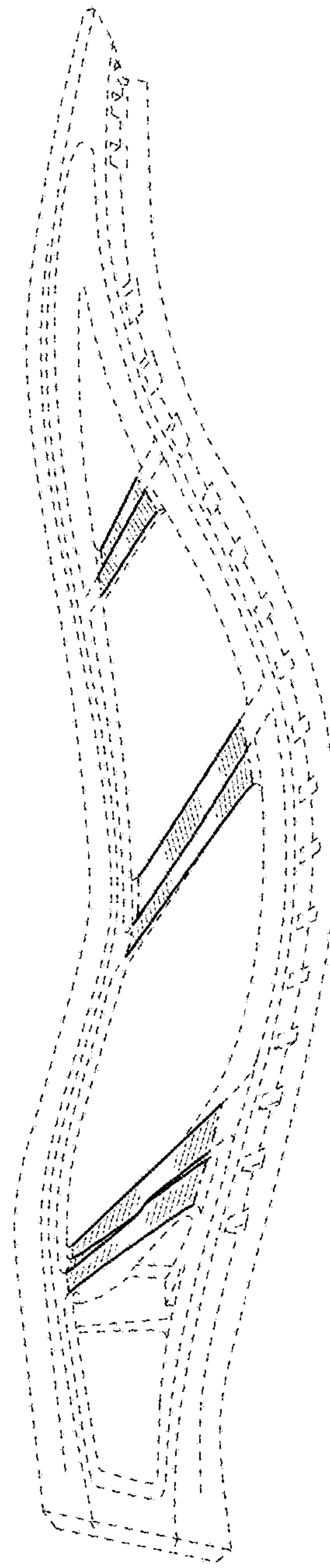


FIG. 3

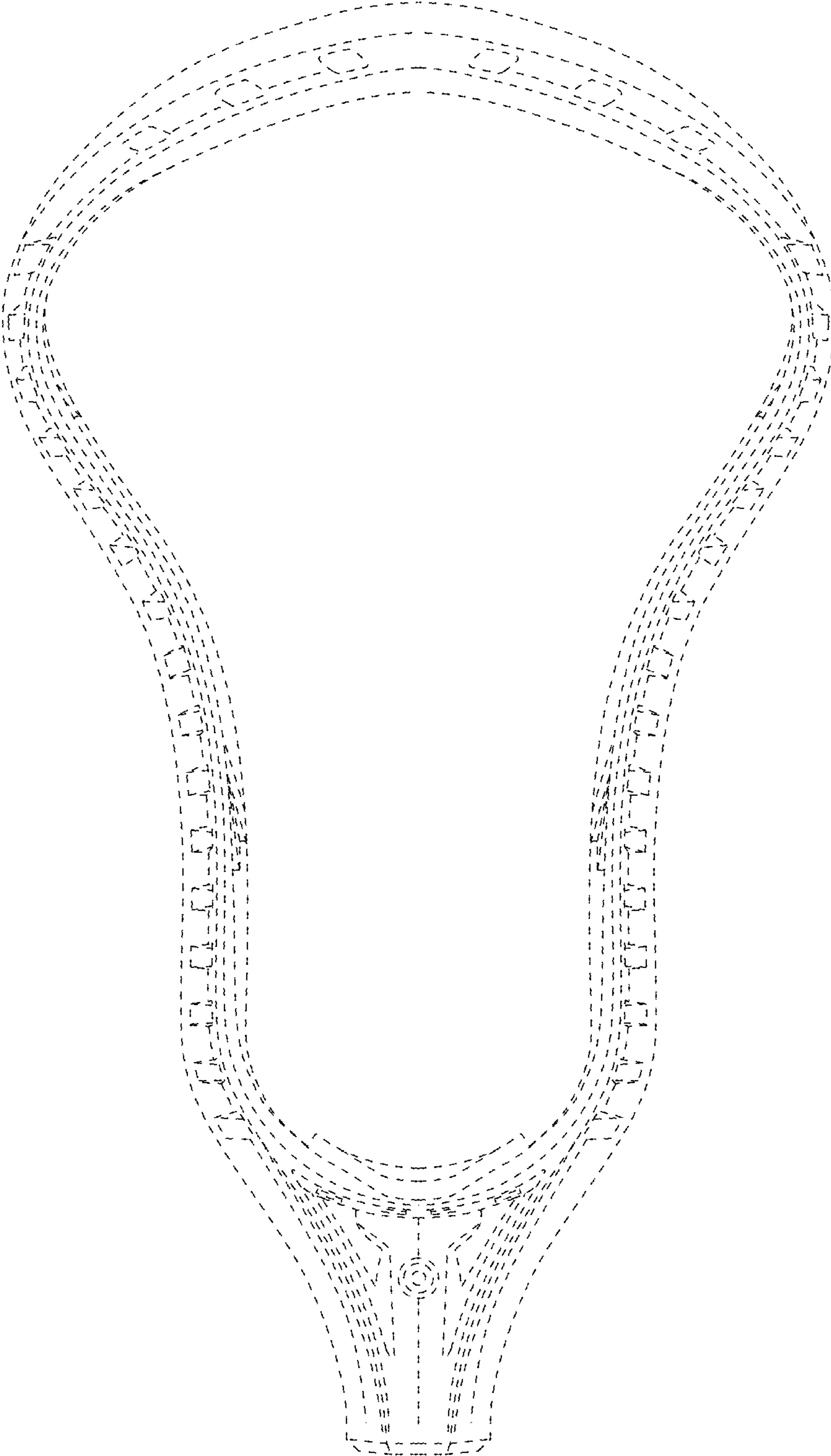


FIG. 4

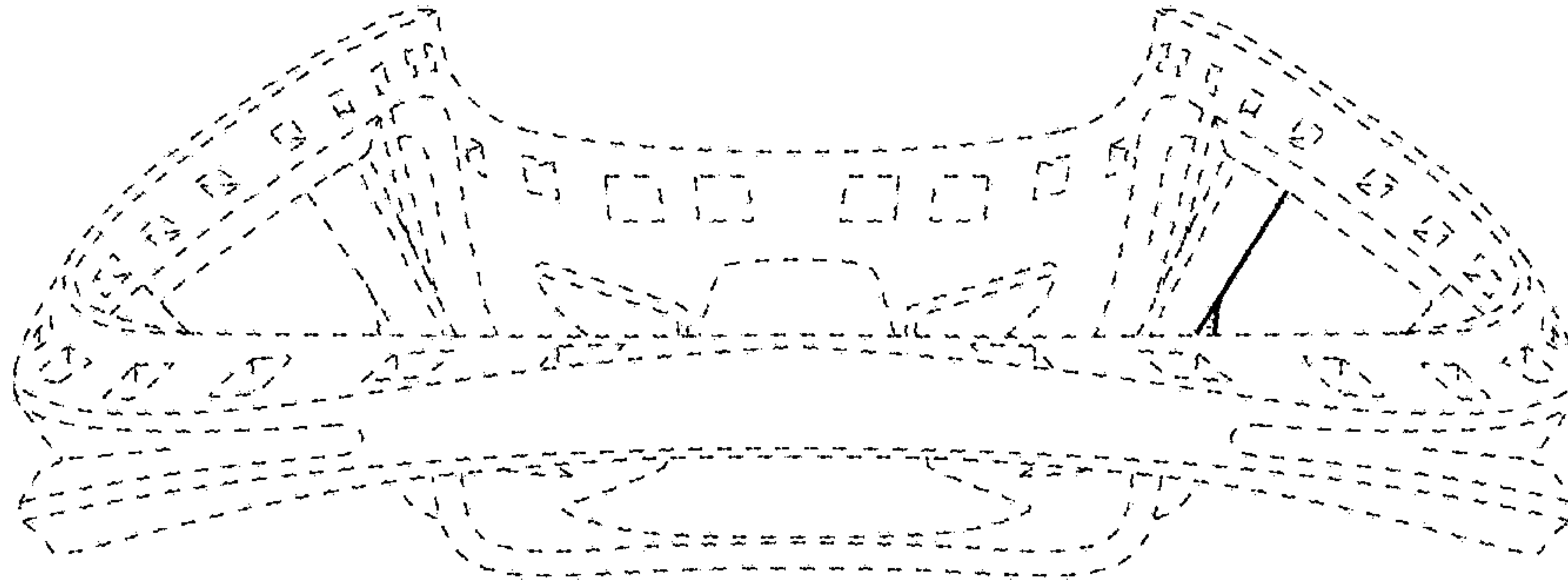


FIG. 5

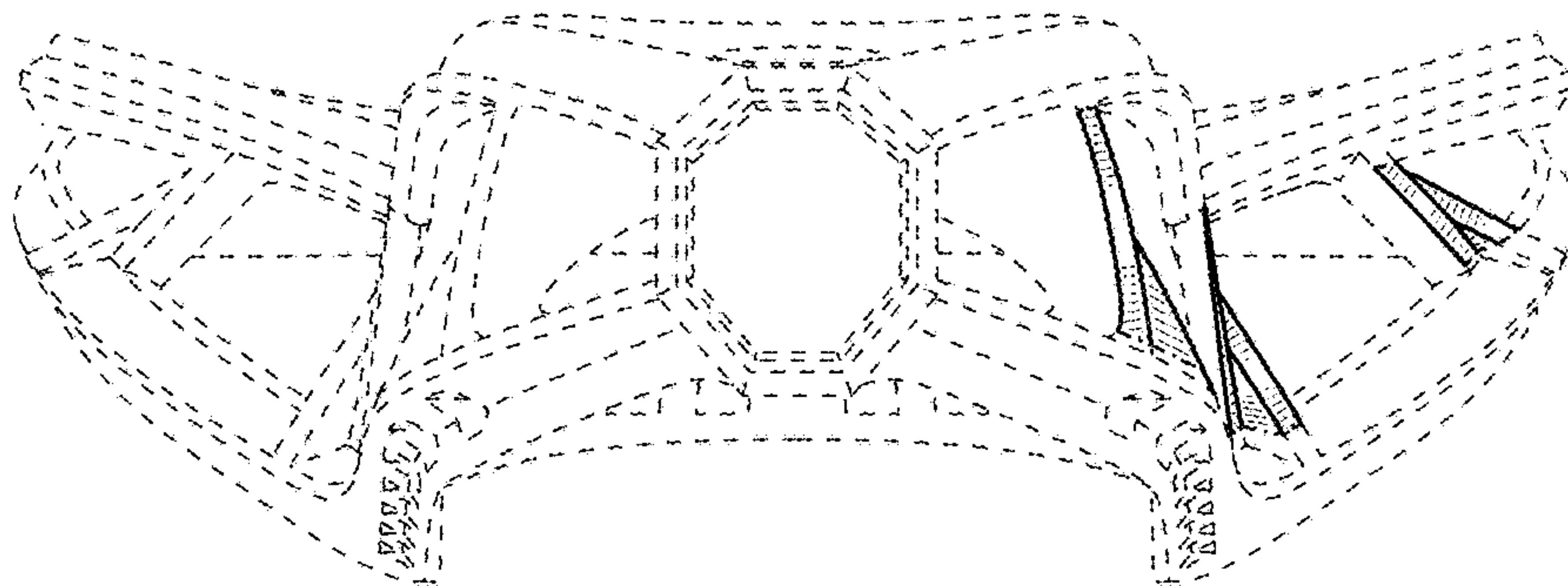


FIG. 6

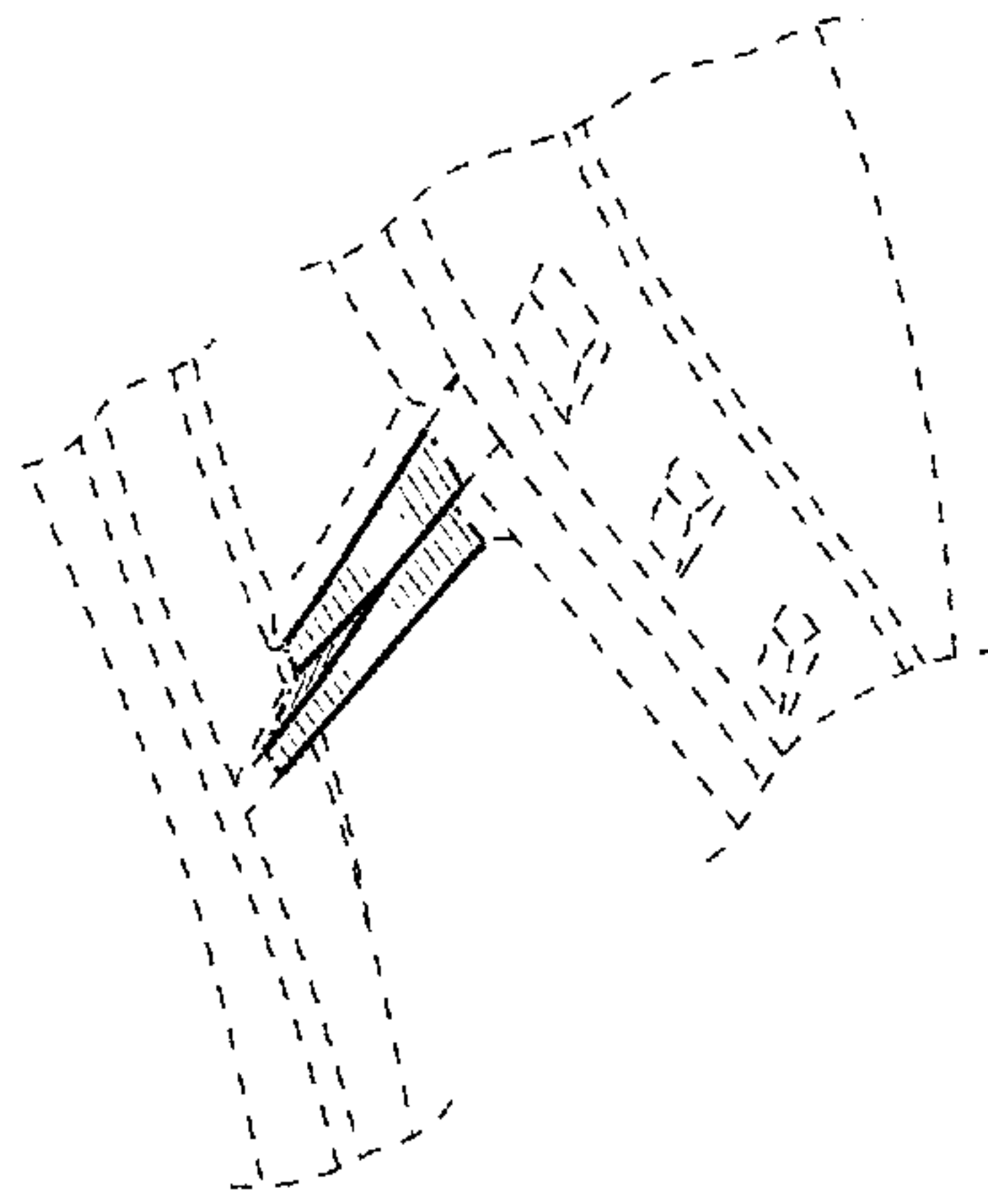


FIG. 8

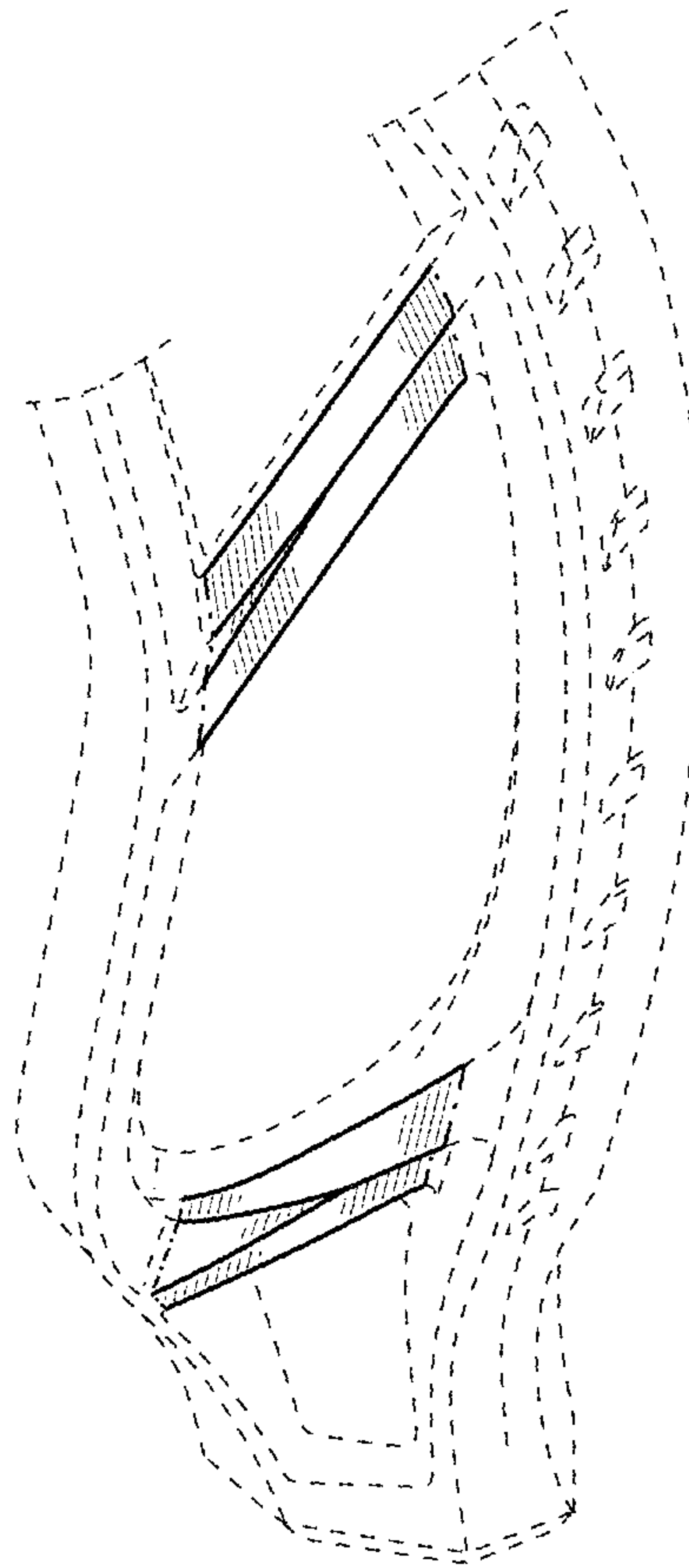


FIG. 7