



US00D801988S

(12) **United States Design Patent** (10) **Patent No.:** **US D801,988 S**
Safir (45) **Date of Patent:** **** Nov. 7, 2017**

(54) **DISPLAY SCREEN OR PORTION THEREOF WITH GRAPHICAL USER INTERFACE**

(71) Applicant: **Hologic, Inc.**, Marlborough, MA (US)

(72) Inventor: **Fareeha Safir**, Brighton, MA (US)

(73) Assignee: **Hologic, Inc.**, Marlborough, MA (US)

(**) Term: **15 Years**

(21) Appl. No.: **29/580,853**

(22) Filed: **Oct. 13, 2016**

Related U.S. Application Data

(63) Continuation of application No. 29/504,010, filed on Oct. 14, 2014, now Pat. No. Des. 769,276.

(51) **LOC (10) Cl.** **14-04**

(52) **U.S. Cl.**
USPC **D14/485**

(58) **Field of Classification Search**
USPC D14/485-495
CPC G06F 17/211; G06F 17/212; G06F 3/1251;
G06F 3/0481; G06F 2203/04807
See application file for complete search history.

(56) **References Cited**

U.S. PATENT DOCUMENTS

D480,092 S *	9/2003	Kreikemeier	D14/486
D554,661 S *	11/2007	Hoover	D14/487
D574,395 S *	8/2008	Loretan	D14/487
D605,201 S *	12/2009	Lorenz	D14/488
D614,192 S *	4/2010	Takano	D14/486
D615,099 S *	5/2010	Barcheck	D14/492
D636,779 S *	4/2011	Boush	D14/486
D640,269 S *	6/2011	Chen	D14/487
D648,342 S *	11/2011	Pearson	D14/486
D667,018 S *	9/2012	Clanton	D14/485

D672,784 S *	12/2012	Clanton	D14/485
D683,748 S *	6/2013	Chutani	A61B 8/4411 D14/487
D686,240 S *	7/2013	Lin	D14/488
D712,918 S *	9/2014	Frick	D14/487
D716,332 S *	10/2014	Chotin	D14/486
D735,218 S *	7/2015	Richelson	D14/486
D741,340 S *	10/2015	Hall	G06F 3/04817 D14/485
D763,879 S *	8/2016	Worrell	D14/486
D768,183 S *	10/2016	Steplyk	D14/486
D771,648 S *	11/2016	Rodriguez	D14/485
D787,534 S *	5/2017	Leise	D14/485
D787,537 S *	5/2017	Kim	D14/486
D791,173 S *	7/2017	Hart	D14/488
D791,834 S *	7/2017	Eze	D14/495
2016/0371749 A1 *	12/2016	Liu	G06Q 30/0276

* cited by examiner

Primary Examiner — Darlington Ly
Assistant Examiner — Daniel J Domino

(57) **CLAIM**

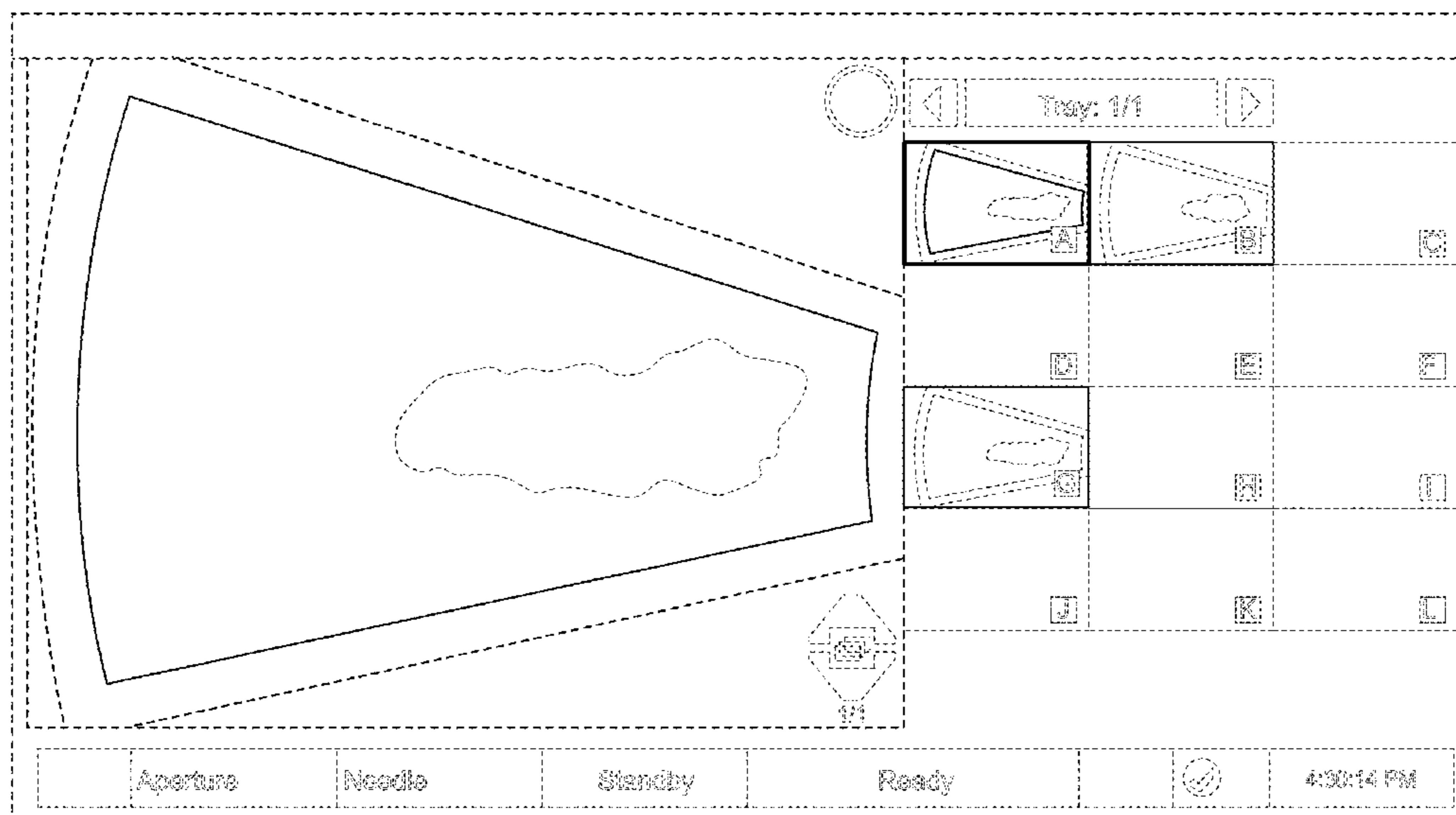
The ornamental design for a display screen or portion thereof with graphical user interface, as shown and described.

DESCRIPTION

FIG. 1 is a front view of a first image of a display screen or portion thereof with graphical user interface; and, FIG. 2 is a second image thereof.

The outer broken line perimeter showing the display screen, and the broken lines within said perimeter showing the graphical user interface are provided to illustrate portions of the article and form no part of the claimed design. The appearance of the graphical user interface sequentially transitions between the images shown in FIGS. 1 and 2. The process or period in which one image transitions to another image form no part of the claimed design.

1 Claim, 2 Drawing Sheets



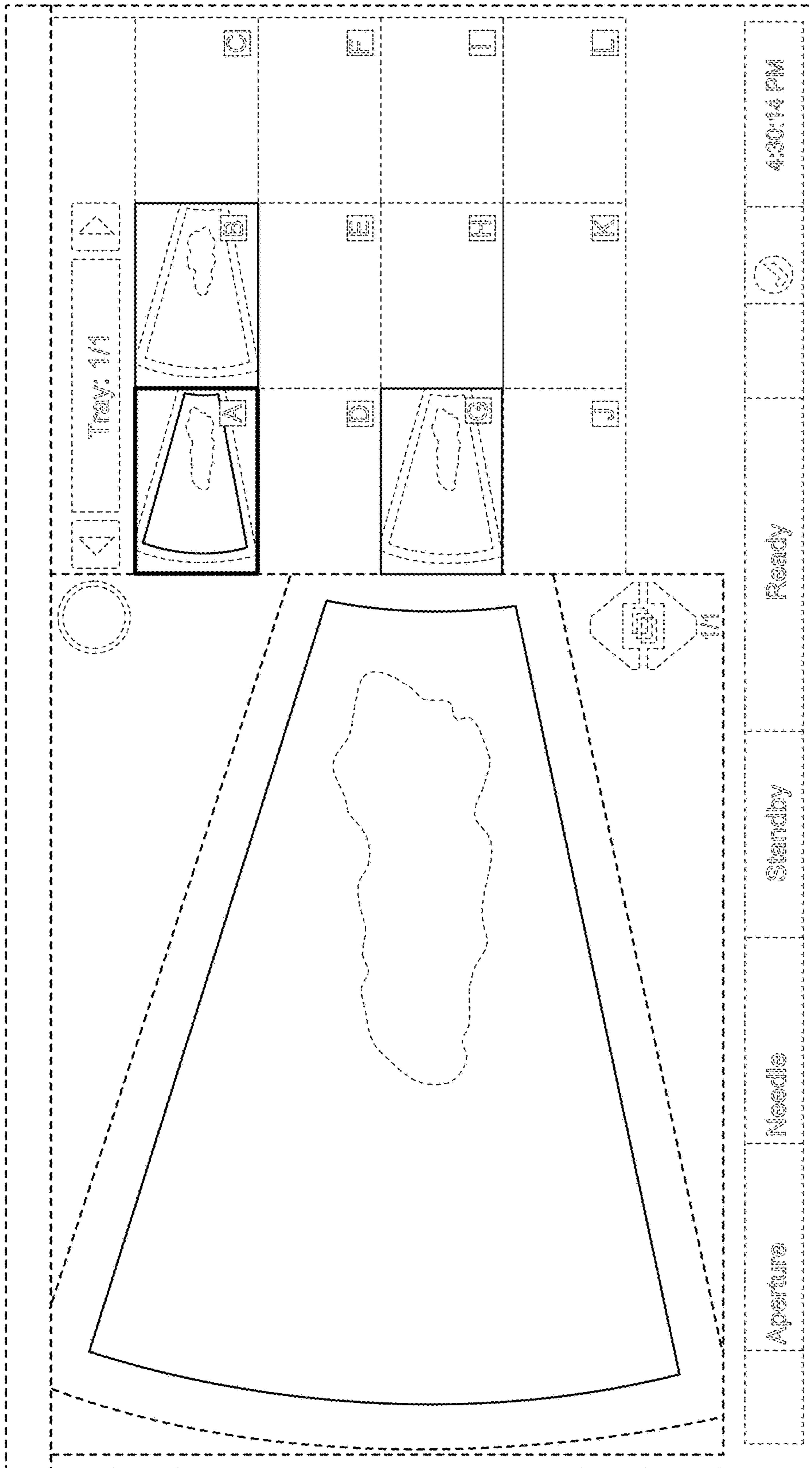


FIG. 1

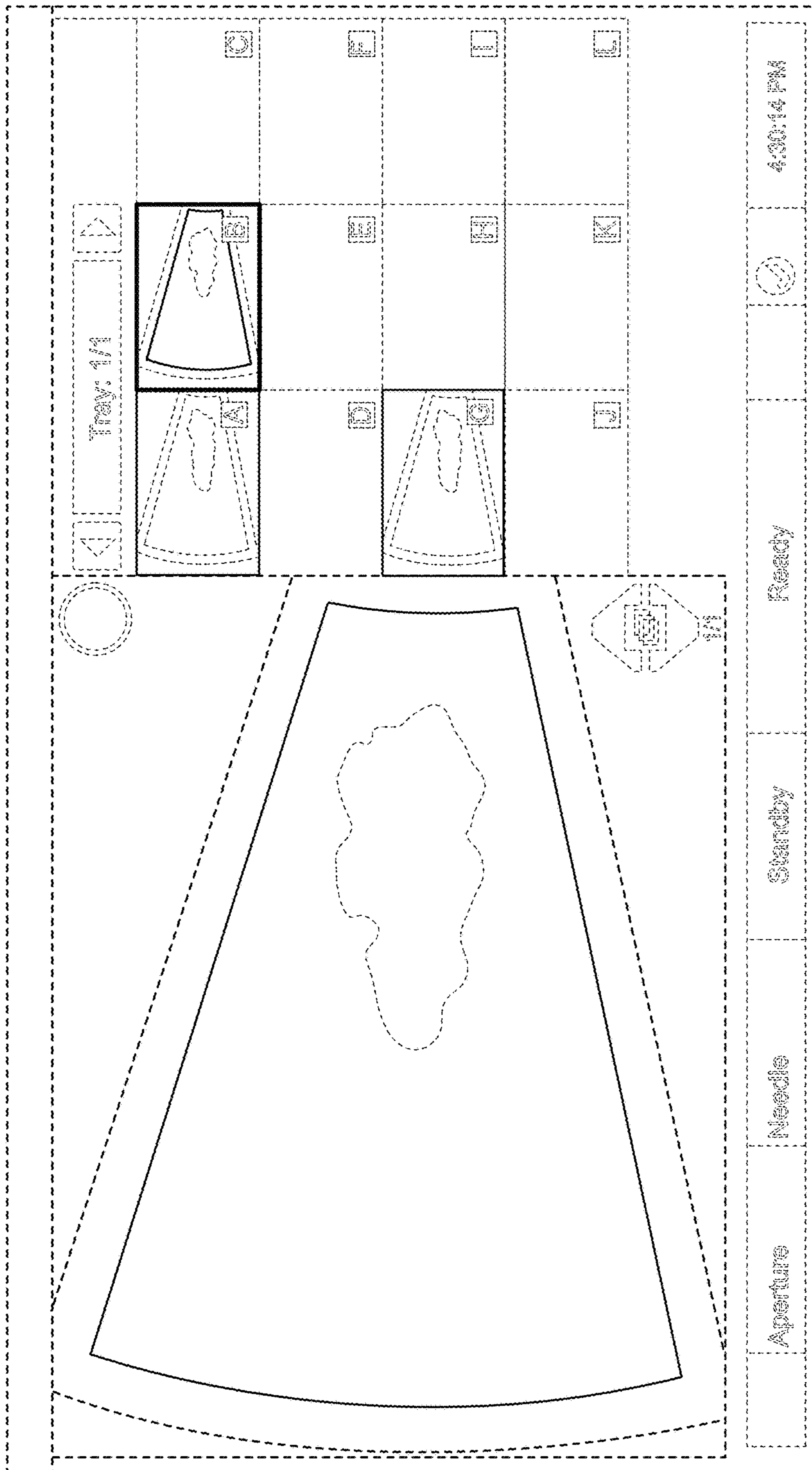


FIG. 2