



US00D801974S

(12) **United States Design Patent** (10) **Patent No.:** **US D801,974 S**
Stadlbauer (45) **Date of Patent:** **** Nov. 7, 2017**

(54) **JOYSTICK** 4,509,383 A * 4/1985 Yeh G05G 9/04785
191/12.2 R
(71) Applicant: **STADLBAUER MARKETING +** D366,910 S * 2/1996 Hsieh D14/412
VERTRIEB GmbH, Puch/Salzburg D372,053 S * 7/1996 Couch D14/412
(AT) 5,558,329 A * 9/1996 Liu A63F 13/06
273/148 B
(72) Inventor: **Andreas Stadlbauer, Elsbethen (AT)** 5,566,586 A * 10/1996 Lauer E02F 9/2004
180/333
(73) Assignee: **Stadlbauer Marketing + Vertrieb** 5,749,577 A * 5/1998 Couch A63F 13/06
GmbH, Puch/Salzburg (AT) 273/148 B
(**) Term: **15 Years** D450,702 S * 11/2001 Sagawa D14/412
D462,685 S * 9/2002 Yamamoto D14/415
(21) Appl. No.: **29/558,236** D584,312 S * 1/2009 Bishop D14/412
D645,046 S * 9/2011 Hobenshield D14/412
D727,904 S * 4/2015 Jensen D14/415

* cited by examiner

Primary Examiner — Prabhakar G Deshmukh
(74) *Attorney, Agent, or Firm* — DeLio, Peterson & Curcio, LLC; Robert Curcio

(30) **Foreign Application Priority Data**

Nov. 2, 2015 (EP) 002 844 423 0001
Nov. 2, 2015 (EP) 002 844 423 0002

(51) **LOC (10) Cl.** **14-03**

(52) **U.S. Cl.**
USPC **D14/415**

(58) **Field of Classification Search**
USPC D14/399–401, 412–416, 217, 218, 356,
D14/432–434, 454, 496; D21/324, 332,
D21/333; 273/148 B; 463/1, 29–25, 46,
463/47; 345/156–161, 905; D12/174,
D12/178–180; 74/489, 551.8, 551.9;
D13/168

CPC A63F 9/00; A63F 9/24; A63F 13/00; A63F
13/02; A63F 9/25

See application file for complete search history.

(56) **References Cited**

U.S. PATENT DOCUMENTS

4,445,011 A * 4/1984 Hansen A63F 13/06
200/182
4,491,325 A * 1/1985 Bersheim A63F 13/06
200/6 A

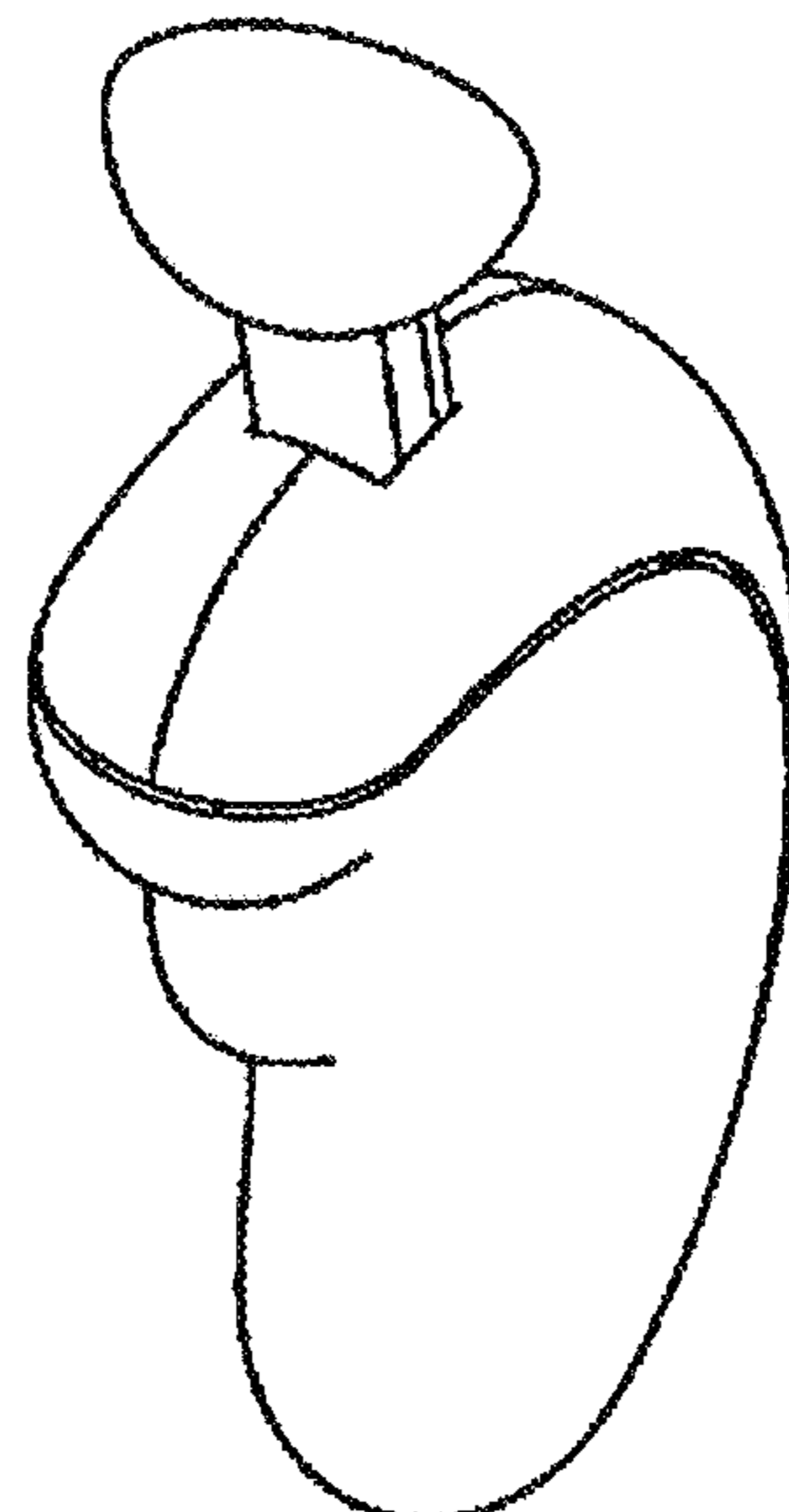
(57) **CLAIM**

The ornamental design for a joystick, as shown and described.

DESCRIPTION

FIG. 1 is the front perspective view of a joystick showing our new design;
FIG. 2 is a left-side elevational view thereof;
FIG. 3 is the bottom plan view thereof;
FIG. 4 is the top plan view thereof;
FIG. 5 is the front elevational view thereof;
FIG. 6 is the rear elevational view thereof; and,
FIG. 7 is a right-side elevational view thereof.

1 Claim, 2 Drawing Sheets



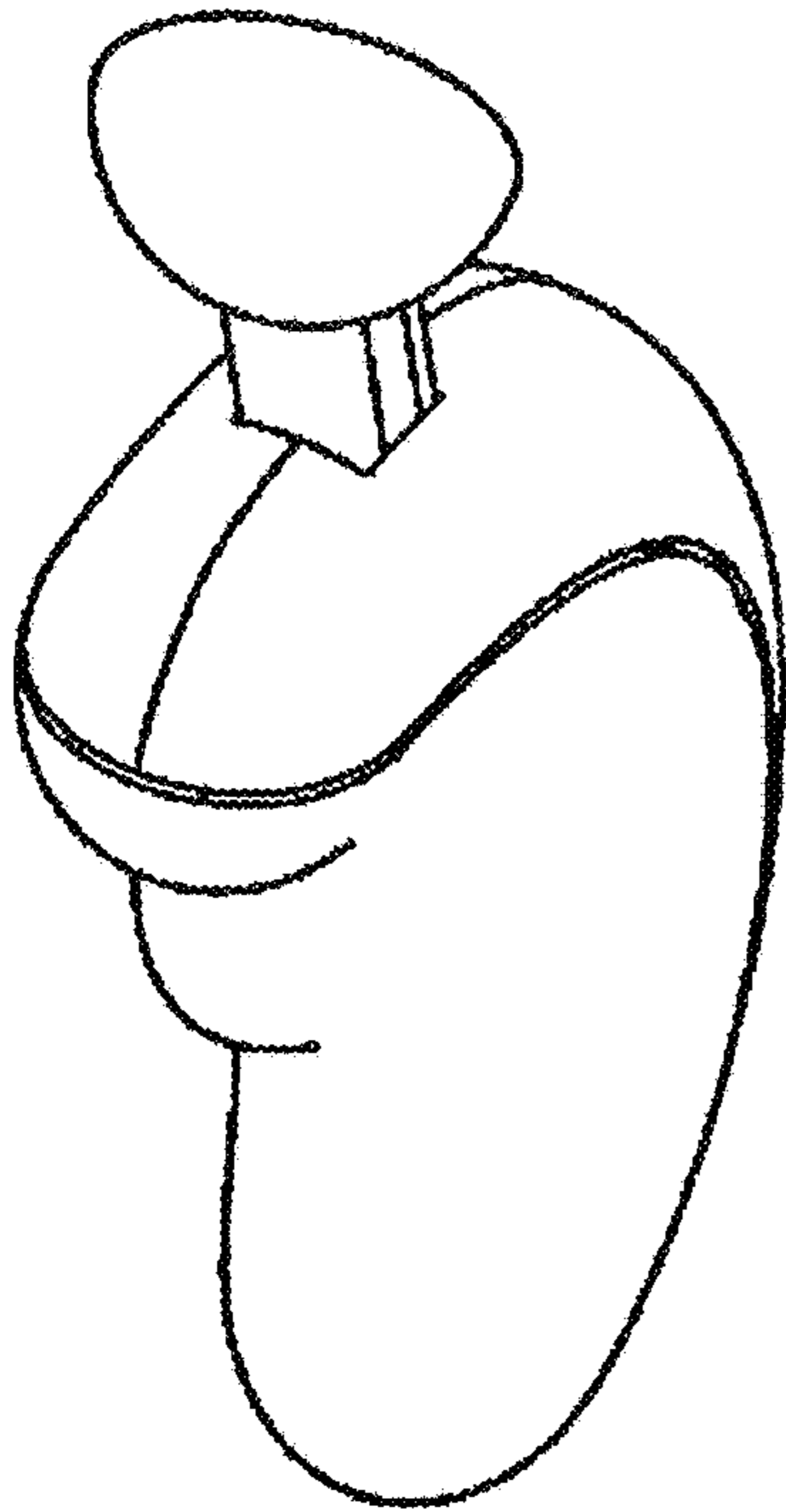


FIG. 1




FIG. 2

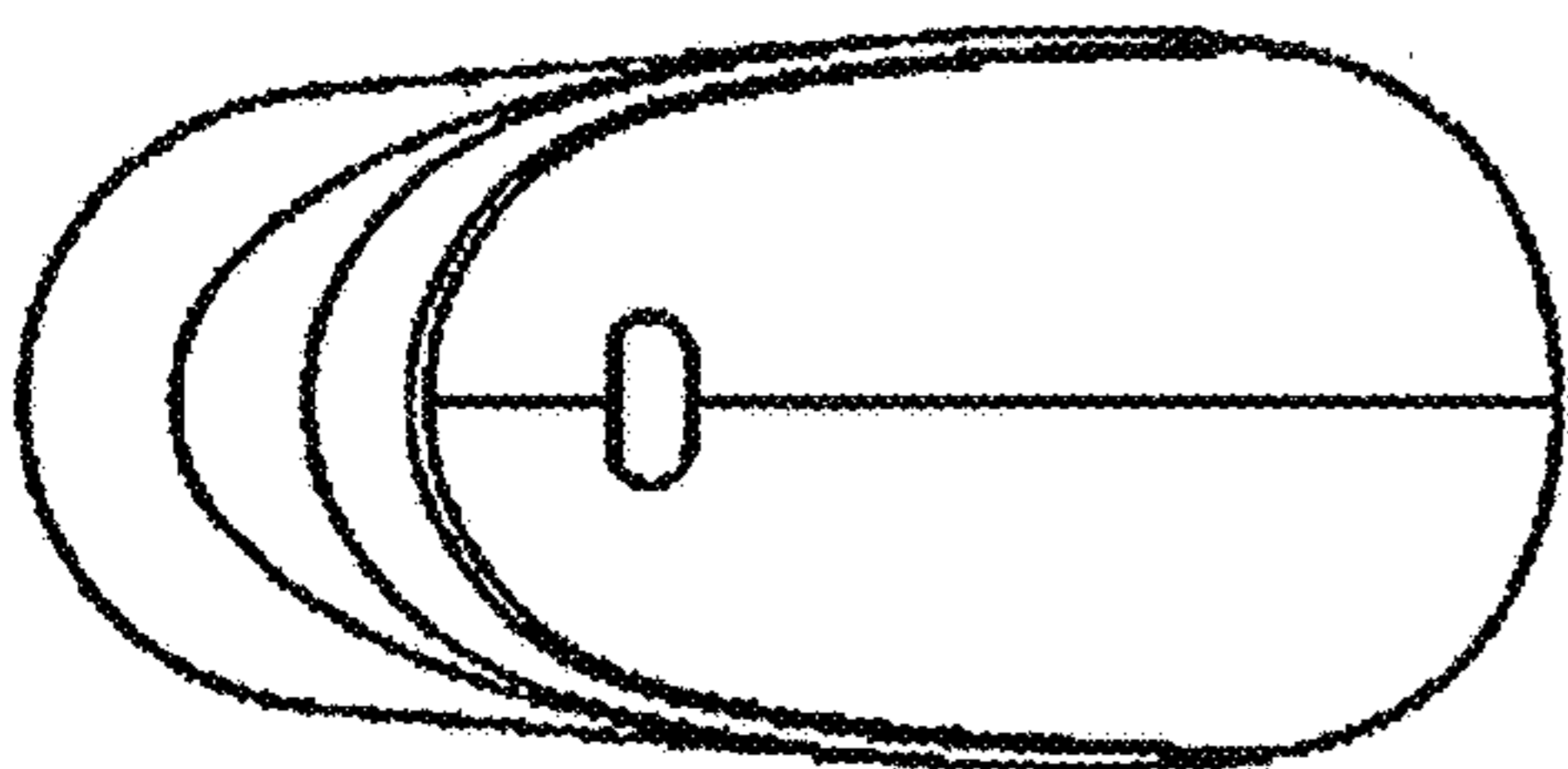


FIG. 3

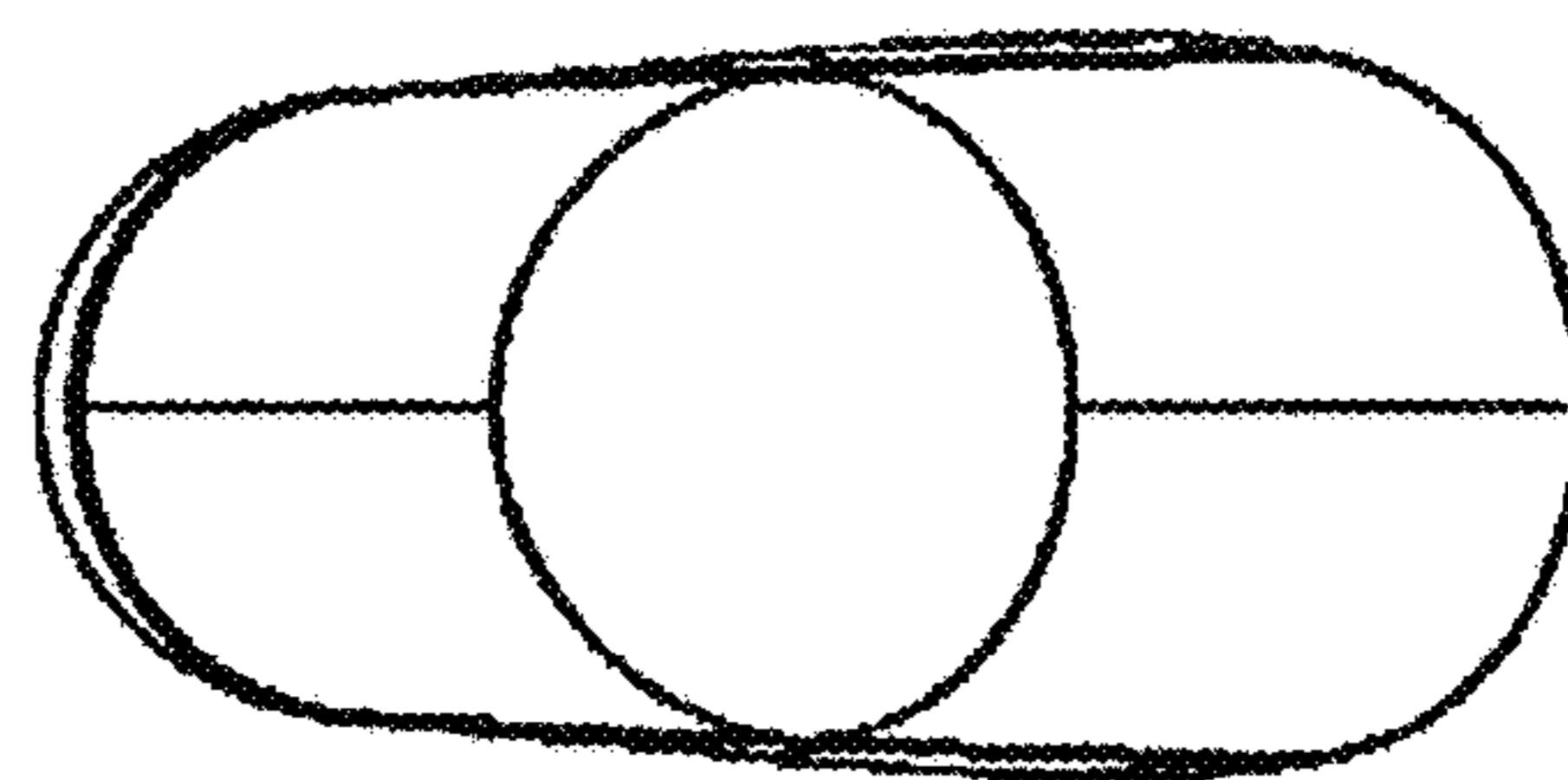


FIG. 4

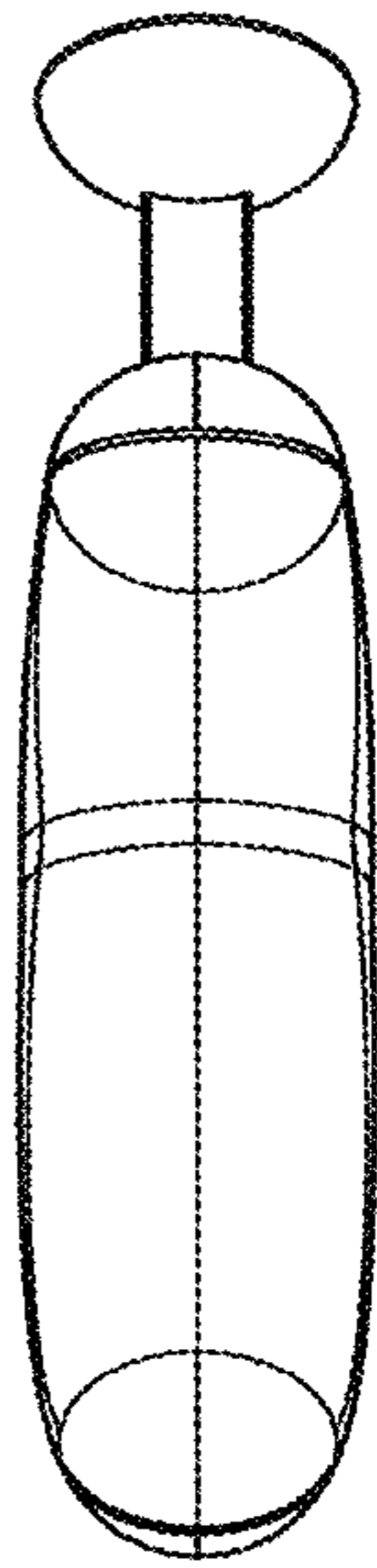


FIG. 5




FIG. 6




FIG. 7

UNITED STATES PATENT AND TRADEMARK OFFICE
CERTIFICATE OF CORRECTION

PATENT NO. : D801,974 S
APPLICATION NO. : 29/558236
DATED : November 7, 2017
INVENTOR(S) : Andreas Stadlbauer

Page 1 of 1

It is certified that error appears in the above-identified patent and that said Letters Patent is hereby corrected as shown below:

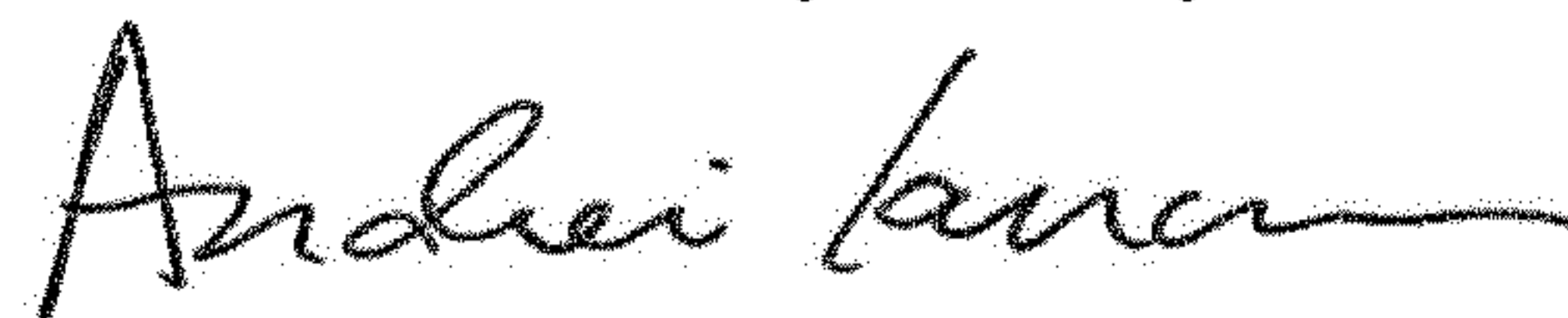
On the Title Page

Item (30) Foreign Application Priority Data should read as:

Nov. 2, 2015 (EM)..... 002 844 423 0001

Nov. 2, 2015 (EM)..... 002 844 423 0002

Signed and Sealed this
Fourteenth Day of May, 2019



Andrei Iancu
Director of the United States Patent and Trademark Office