



US00D801960S

(12) **United States Design Patent**  
**Kim**

(10) **Patent No.:** **US D801,960 S**

(45) **Date of Patent:** **\*\* Nov. 7, 2017**

(54) **CASE FOR ELECTRONIC DEVICE**

(71) Applicant: **Dae-Young Kim**, Seoul (KR)

(72) Inventor: **Dae-Young Kim**, Seoul (KR)

(73) Assignee: **SPIGEN KOREA CO., LTD.**, Seoul (KR)

(\*\*) Term: **14 Years**

(21) Appl. No.: **29/519,406**

(22) Filed: **Mar. 4, 2015**

(51) **LOC (10) Cl.** ..... **14-03**

(52) **U.S. Cl.**  
USPC ..... **D14/250**

(58) **Field of Classification Search**

USPC ... D14/138 C, 138 G, 138 R, 142, 143, 188,  
D14/189, 203.2–203.7, 203.8, 217, 238.1,  
D14/240, 242, 243, 248, 250–253, 255,  
D14/265, 341, 345, 347, 353, 440, 441,  
D14/447, 496, 507; D13/103, 108, 119;  
D3/201, 218, 247, 269, 273, 303;  
D18/11

CPC ..... A45C 1/06; A45C 11/00; A45C 11/002;  
A45C 2011/002; A45F 2005/026; A45F  
2200/0525; A45F 2200/516; H04B  
1/3888; H04M 1/0283; H04M 1/0202;  
H04M 1/003

See application file for complete search history.

(56) **References Cited**

**U.S. PATENT DOCUMENTS**

D684,568 S \* 6/2013 Fitzgerald ..... D14/250  
D697,905 S \* 1/2014 Chang ..... D14/250

D721,070 S \* 1/2015 Pickett ..... D14/250  
D732,012 S \* 6/2015 Tsai ..... D14/250  
D756,343 S \* 5/2016 Wall ..... D14/250  
D756,909 S \* 5/2016 Gupta ..... D13/103  
D756,910 S \* 5/2016 Gupta ..... D13/103  
D756,911 S \* 5/2016 Gupta ..... D13/103

\* cited by examiner

*Primary Examiner* — Eric Goodman

*Assistant Examiner* — Amy Wierenga

(74) *Attorney, Agent, or Firm* — East West Law Group;  
Heedong Chae

(57) **CLAIM**

The ornamental design for a case for electronic device, as shown and described.

**DESCRIPTION**

FIG. 1 is a front perspective view of a case for electronic device showing my new design;  
FIG. 2 is a rear perspective view thereof;  
FIG. 3 is a front elevational view thereof;  
FIG. 4 is a rear elevational view thereof;  
FIG. 5 is a left side elevational view thereof;  
FIG. 6 is a right side elevational view thereof;  
FIG. 7 is a top plan view thereof; and,  
FIG. 8 is a bottom plan view thereof.  
The dashed broken lines in the drawings depict portions of the case for electronic device that form no part of the claim. The dash-dot broken lines define the boundaries of the claim that form no part of the claim.

**1 Claim, 8 Drawing Sheets**


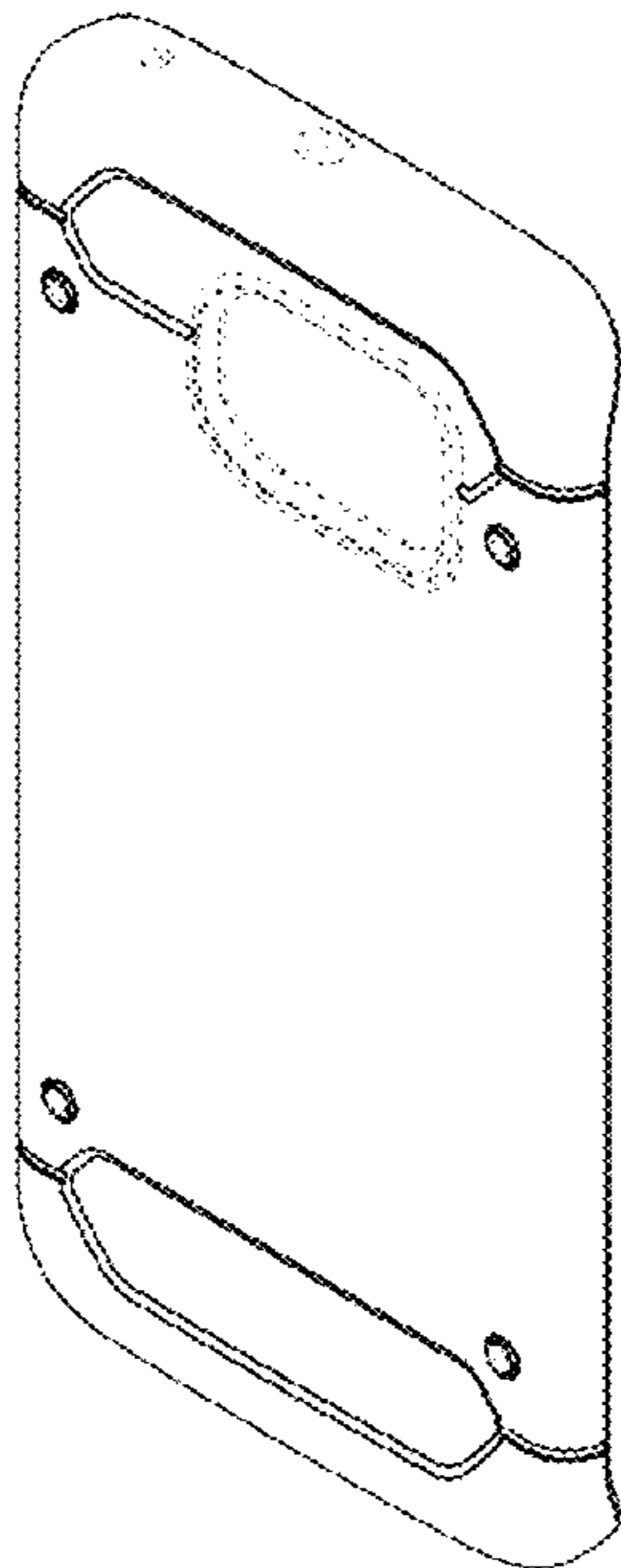


FIG. 1

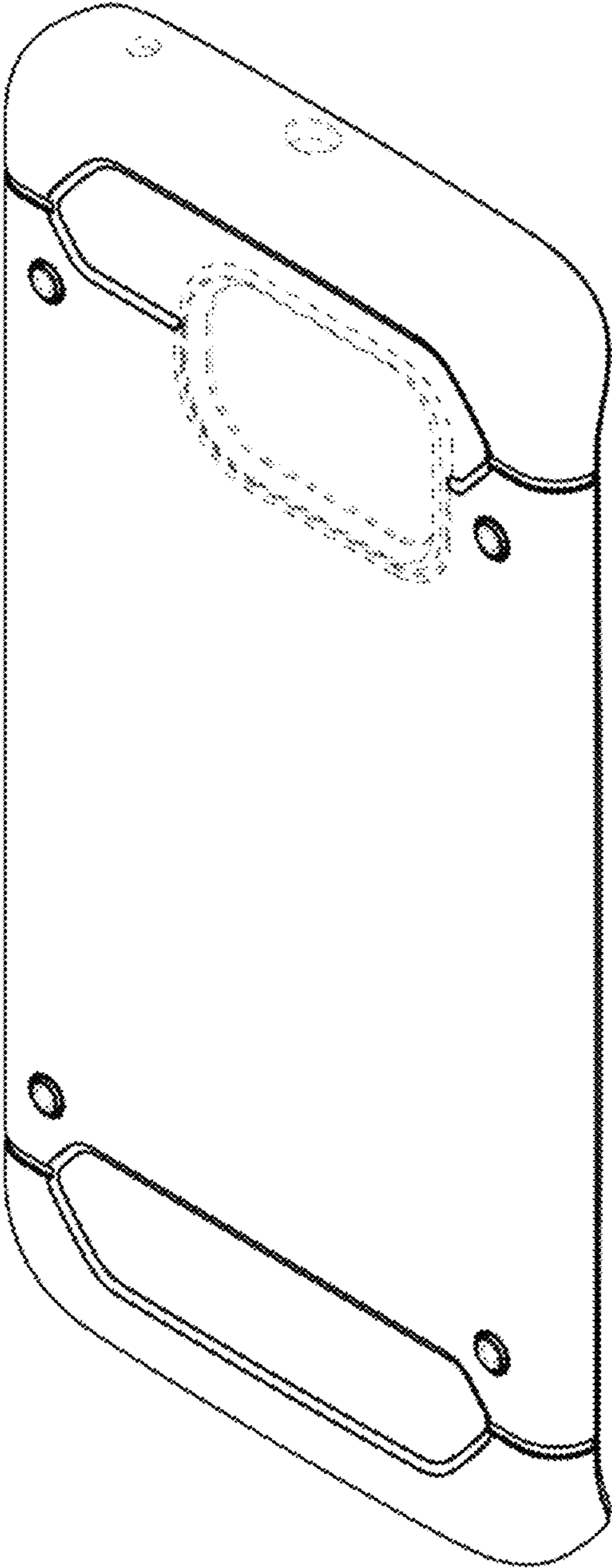


FIG. 2




FIG. 3






FIG. 4




FIG. 5

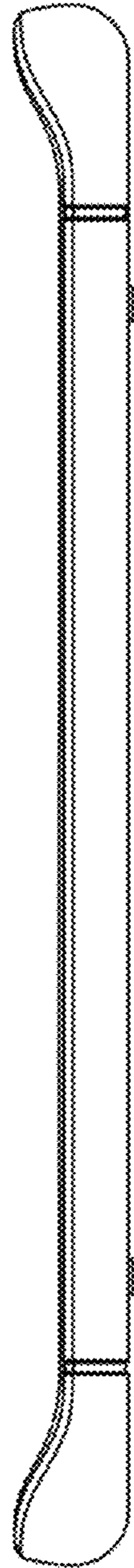


FIG. 6




FIG. 7





FIG. 8

