



US00D801948S

(12) **United States Design Patent**
Picunko

(10) **Patent No.:** **US D801,948 S**

(45) **Date of Patent:** **** Nov. 7, 2017**

(54) **HEADPHONE WRAP INCLUDING
ORNAMENTAL CAT EARS**

(71) Applicant: **Brand @ Play, LLC**, Cardiff, CA (US)

(72) Inventor: **Robert Picunko**, Cardiff, CA (US)

(73) Assignee: **BRAND @ PLAY, LLC**, Encinitas, CA (US)

(**) Term: **15 Years**

(21) Appl. No.: **29/564,098**

(22) Filed: **May 10, 2016**

(51) **LOC (10) Cl.** **14-01**

(52) **U.S. Cl.**
USPC **D14/205**

(58) **Field of Classification Search**
USPC D14/205, 207; D29/112; 2/209, 172,
2/171, 173, 200.1, 195.1, 209.13, 244,
2/741, 868, 869, 823, 824, 825, 827, 831,
2/503, 508; D11/27, 52; 446/27, 370,
446/485, 72; 132/273, 275, 148;
128/864, 866, 867, 858; D21/600, 617,
D21/655, 656, 624, 648; 273/DIG. 17;
D28/41; 181/129, 130, 135; 379/430,
379/431; 428/10

See application file for complete search history.

(56) **References Cited**

U.S. PATENT DOCUMENTS

D123,685 S *	11/1940	Sokoloff	D21/617
D149,390 S *	4/1948	Swedin	D21/576
D158,915 S *	6/1950	Voss	D2/741
D162,159 S *	2/1951	Harpfenist	2/171
2,595,657 A *	5/1952	Harmon	A45D 8/36 132/107
D167,303 S *	7/1952	Dannenberg	D2/869
2,705,803 A *	4/1955	Sheldrick	A41B 13/00 2/75

2,735,109 A *	2/1956	Feldman	A42B 1/004 2/172
D180,052 S *	4/1957	Young	D2/869
D189,181 S *	11/1960	Gelb	D2/868
3,242,501 A *	3/1966	Lish	A42B 1/041 2/171
D205,272 S *	7/1966	Joseph	D21/617
3,381,308 A *	5/1968	Fineberg	A42B 1/004 2/182.6

(Continued)

OTHER PUBLICATIONS

Co-pending U.S. Appl. No. 29/564,097, filed May 10, 2016.

(Continued)

Primary Examiner — Paula Allen Greene

(74) *Attorney, Agent, or Firm* — Wilson Sonsini Goodrich & Rosati



(57) **CLAIM**

The ornamental design for a headphone wrap including ornamental cat ears, as shown and described.

DESCRIPTION

FIG. 1 is a front perspective view of a headphone wrap including ornamental cat ears, showing my new design; FIG. 2 is a top plan view thereof; FIG. 3 is a front elevational view thereof showing the headphone wrap including ornamental cat ears in an exemplary environmental context; FIG. 4 is a right side elevational view thereof; FIG. 5 is a left side elevational view thereof; FIG. 6 is a rear elevational view thereof; and, FIG. 7 is a bottom plan view thereof. The broken line showing of environmental matter is for illustrative purposes only and forms no part of the claimed design.

1 Claim, 1 Drawing Sheet



(56)

References Cited

U.S. PATENT DOCUMENTS

D246,617 S * 12/1977 Tomlin, Jr. D11/137
4,268,918 A * 5/1981 Lee A42B 1/004
2/172
D280,948 S * 10/1985 Smith D11/104
4,547,171 A * 10/1985 Horimoto A63H 3/005
446/370
D285,815 S * 9/1986 Finn D2/741
D307,306 S * 4/1990 Boyd D21/576
4,928,321 A * 5/1990 Dobson A41D 11/00
2/84
D330,950 S * 11/1992 Voepel D21/655
D344,844 S * 3/1994 Beitscher D16/330
D344,845 S * 3/1994 Beitscher D2/869
5,517,695 A * 5/1996 Murray A42B 1/248
2/181.4
D382,562 S * 8/1997 Leifer D14/207
D388,588 S * 1/1998 Gruters D2/866
D394,340 S * 5/1998 Kennard D2/869
D430,386 S * 9/2000 Necatera D2/869
D468,491 S * 1/2003 Huber D2/601
D482,393 S * 11/2003 Hui D19/116
D657,006 S * 4/2012 Wallick D21/576
D757,679 S * 5/2016 Yan et al.
D778,996 S * 2/2017 Shappell D21/617
2009/0032051 A1 * 2/2009 Defenbaugh A45D 8/20
132/277

OTHER PUBLICATIONS

INDIEGOGO. Axent Wear Cat Ear Headphones (<https://www.indiegogo.com/projects/axent-wear-cat-ear-headphones#/>)
Accessed Jun. 1, 2016.

* cited by examiner




FIG. 2

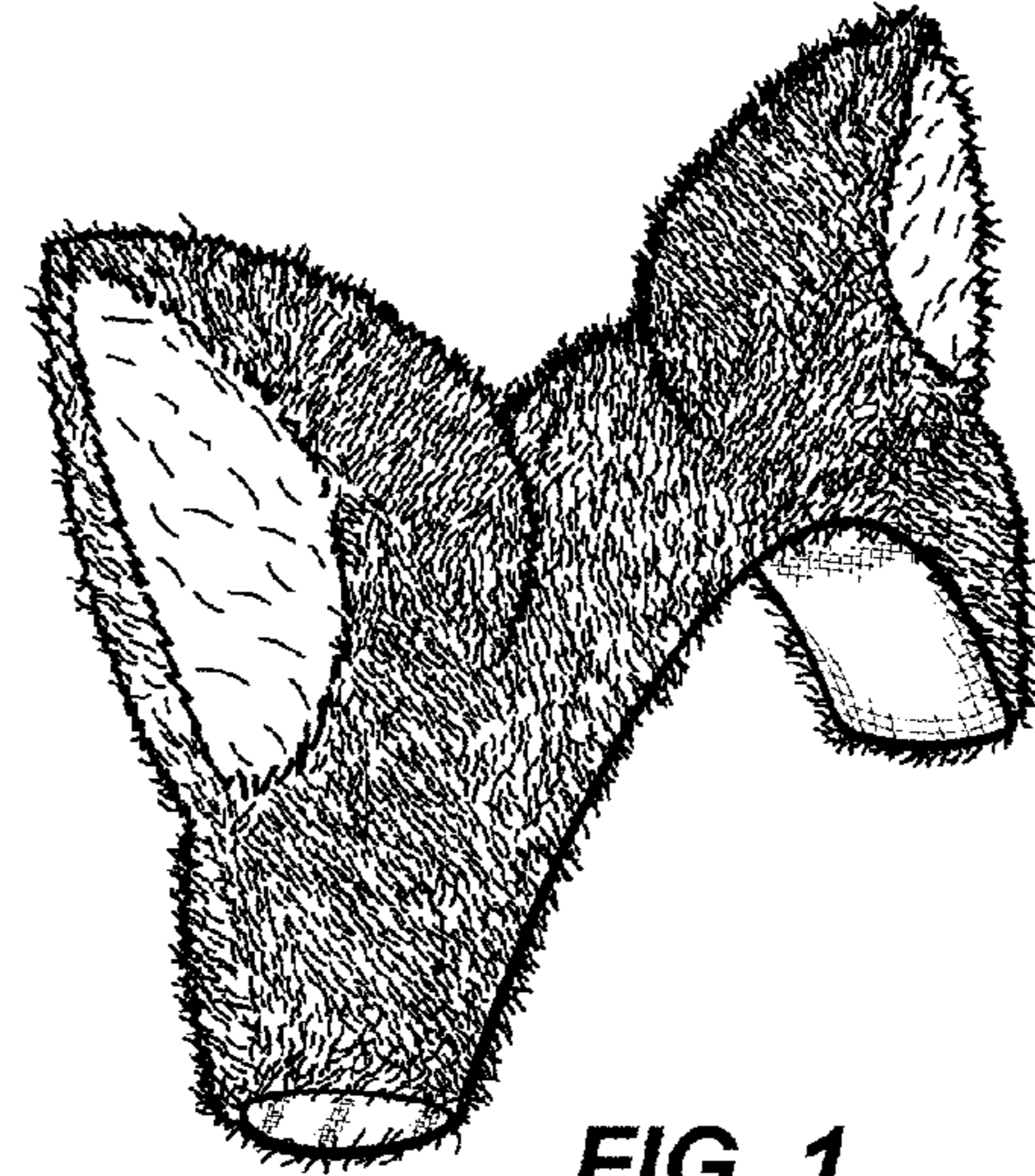


FIG. 1

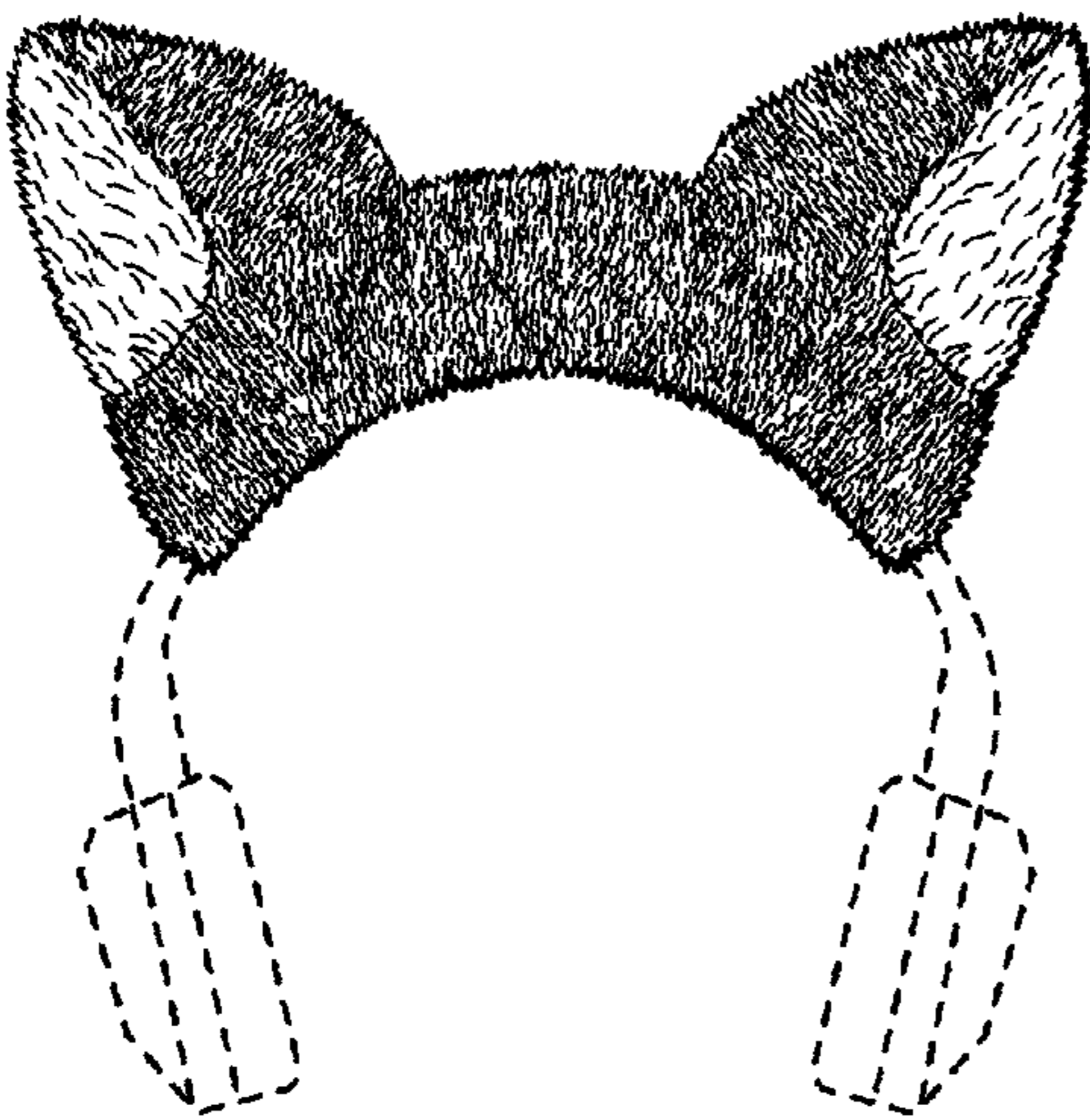


FIG. 3




FIG. 4




FIG. 5




FIG. 7




FIG. 6