



US00D801946S

(12) **United States Design Patent** (10) **Patent No.:** **US D801,946 S**
Daniel (45) **Date of Patent:** **** Nov. 7, 2017**

(54) **MOBILE COMMUNICATION DEVICE**
(71) Applicant: **Isaac S. Daniel**, Miramar, FL (US)
(72) Inventor: **Isaac S. Daniel**, Miramar, FL (US)
(**) Term: **15 Years**
(21) Appl. No.: **29/565,031**
(22) Filed: **May 17, 2016**
(51) **LOC (10) Cl.** **14-03**
(52) **U.S. Cl.**
USPC **D14/138 G**
(58) **Field of Classification Search**
USPC D14/138 AA, 138 AB, 138 AD, 138 AC,
D14/138 C, 138 G, 138 R, 248, 250, 253,
D14/341, 440; D3/215, 218, 269;
D21/517
CPC H04M 1/03; H04B 1/3888; H04N 5/2252
See application file for complete search history.

D723,496 S * 3/2015 Ryu D14/138 G
D738,342 S * 9/2015 Kitade D14/138 G
D755,153 S * 5/2016 Steiner D14/138 R
D759,647 S * 6/2016 Gallup D14/253
D762,187 S * 7/2016 Choi D14/138 G
D772,858 S * 11/2016 Hu D14/250
2016/0135560 A1 * 5/2016 Yeh A45C 11/00
224/581

* cited by examiner

Primary Examiner — Sheryl Lane
Assistant Examiner — Calvin E Vansant
(74) *Attorney, Agent, or Firm* — Alberto Interian, III,
Esq.

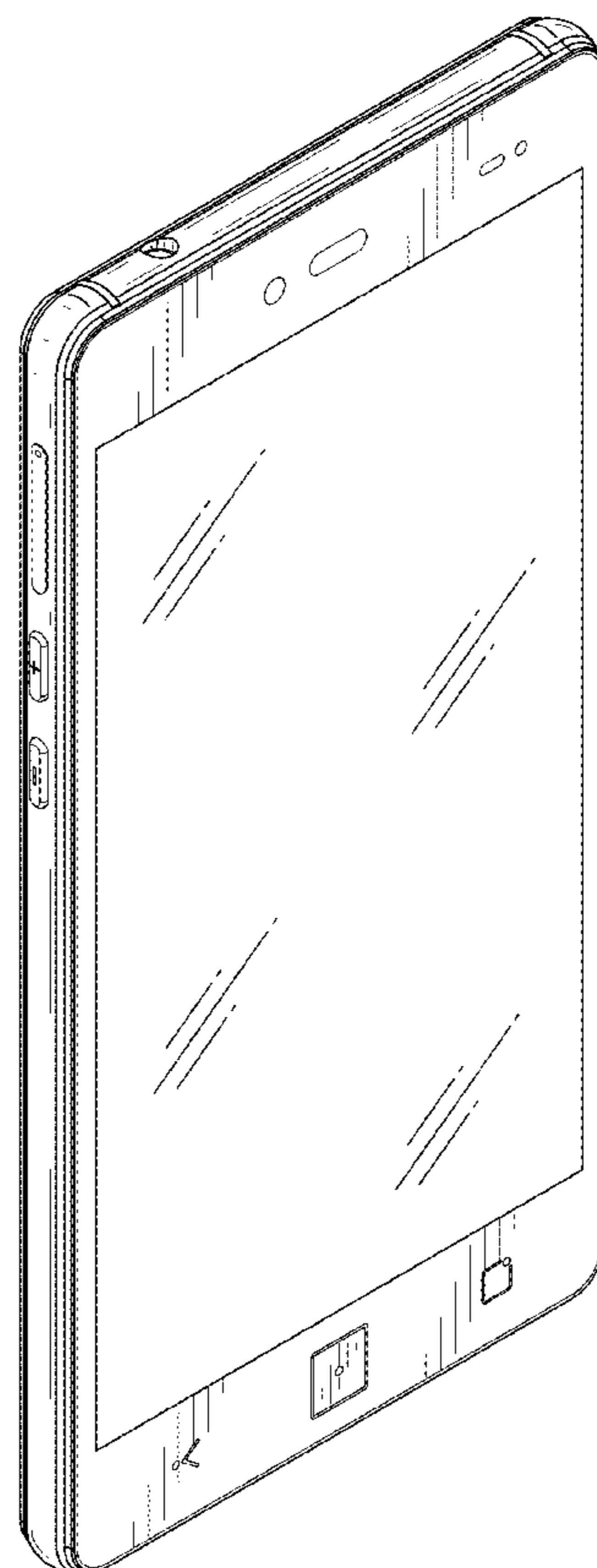
(57) **CLAIM**
The ornamental design for a mobile communication device,
as shown and described.

DESCRIPTION

FIG. 1 is a front perspective view of the mobile communi-
cations device.
FIG. 2 is a rear perspective view thereof;
FIG. 3 is a front elevation view thereof;
FIG. 4 is a rear elevation view thereof;
FIG. 5 is a left side elevation view thereof;
FIG. 6 is a right side elevation view thereof;
FIG. 7 is a top plan view thereof; and,
FIG. 8 is a bottom plan view thereof.

1 Claim, 6 Drawing Sheets

(56) **References Cited**
U.S. PATENT DOCUMENTS
D182,868 S * 5/1958 Arnold D3/269
D633,464 S * 3/2011 Park D14/138 AD
D679,685 S * 4/2013 Cox D14/250
D682,817 S * 5/2013 Murchison D14/250
D703,174 S * 4/2014 Suk D14/138 G



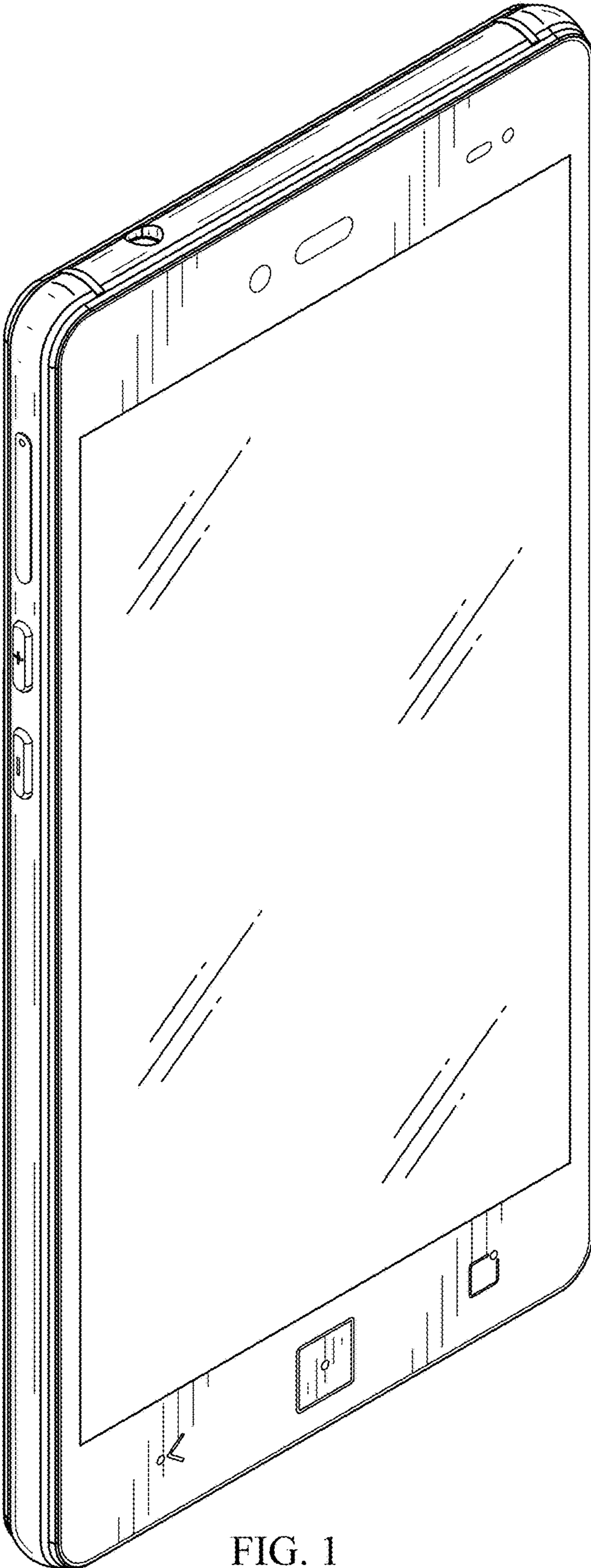


FIG. 1

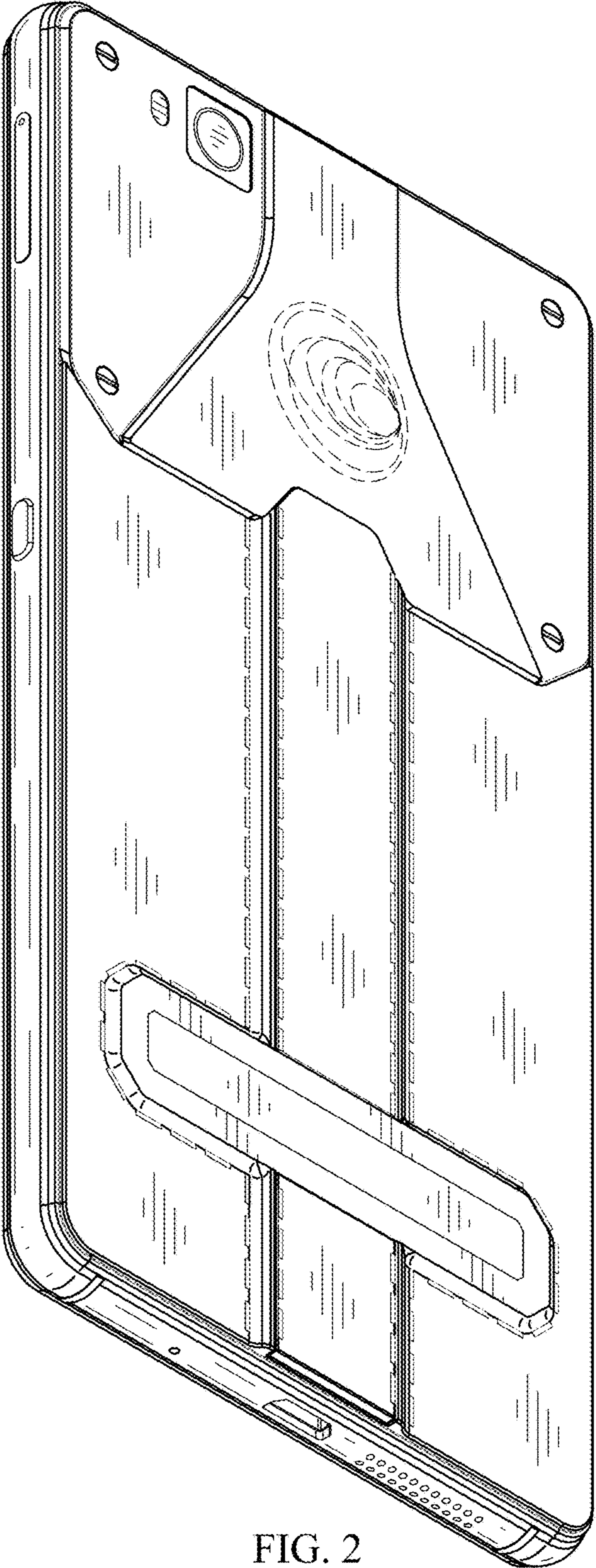


FIG. 2




FIG. 3

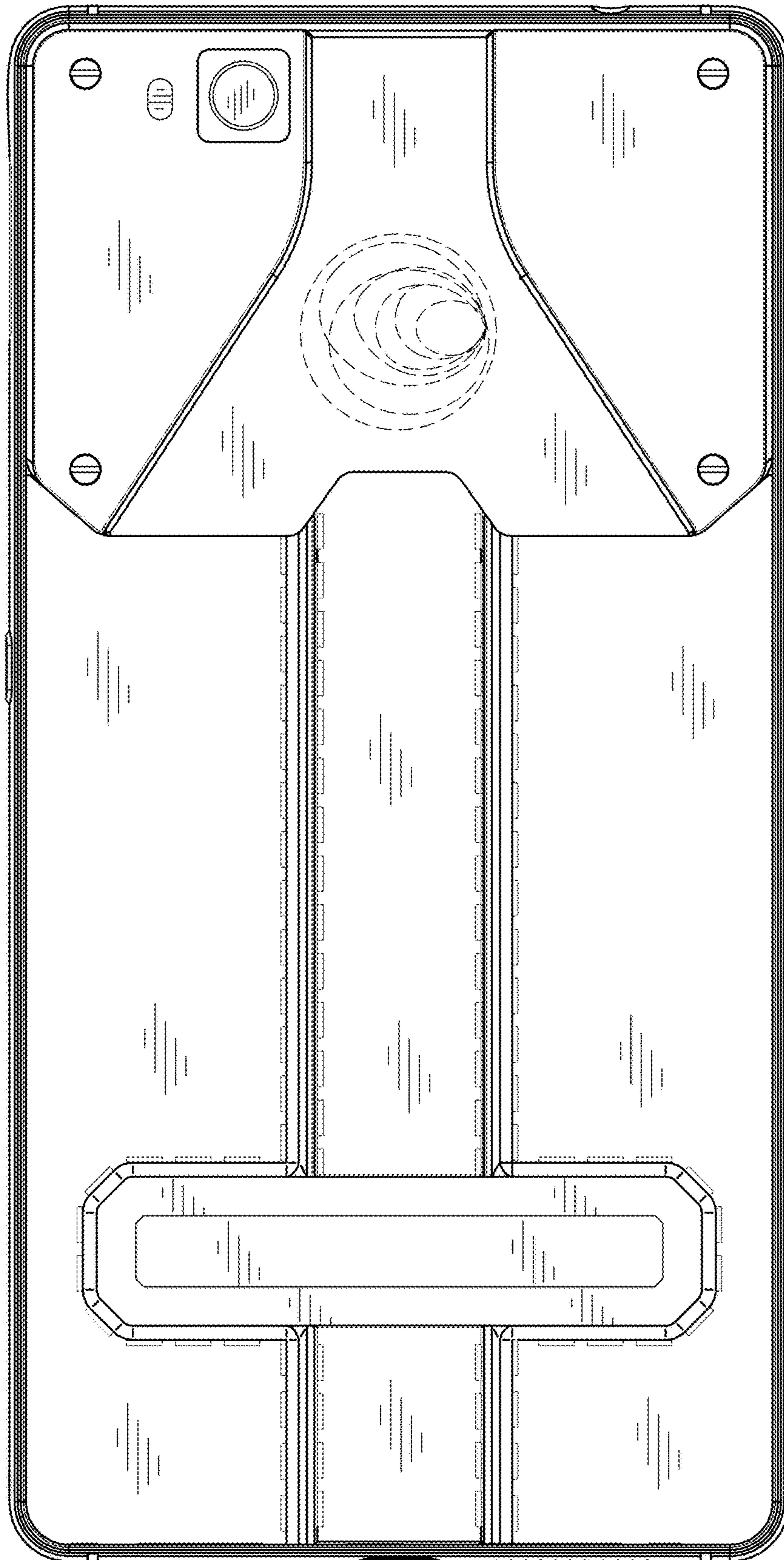


FIG. 4




FIG. 5




FIG. 6




FIG. 7

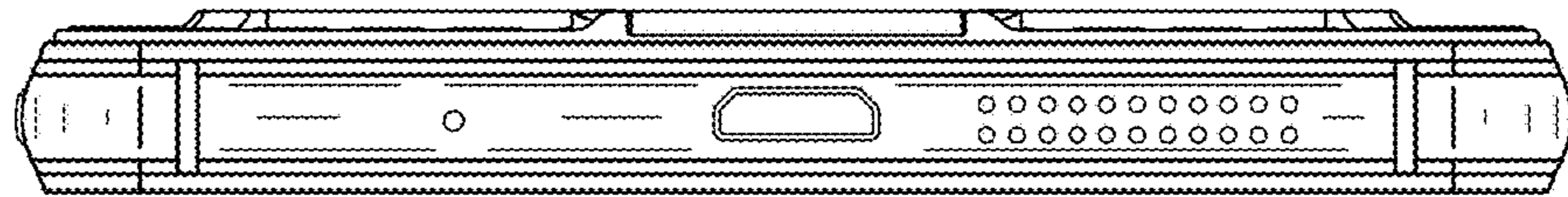


FIG. 8