



US00D801945S

(12) **United States Design Patent** (10) **Patent No.:** **US D801,945 S**
Cho et al. (45) **Date of Patent:** **** Nov. 7, 2017**

(54) **MOBILE PHONE**
(71) Applicant: **SAMSUNG DISPLAY CO., LTD.**,
Yongin-si, Gyeonggi-do (KR)
(72) Inventors: **Kihyun Cho**, Yongin-si (KR);
Cheolkyu Kim, Yongin-si (KR);
Kyungseop Kim, Yongin-si (KR);
Jaeneung Kim, Yongin-si (KR);
Sungkyun Park, Yongin-si (KR);
Sunhaeng Cho, Yongin-si (KR);
Sangkyu Choi, Yongin-si (KR);
Sangyoun Han, Yongin-si (KR)

D715,280 S * 10/2014 Lee D14/248
D742,867 S * 11/2015 Lee D14/248
D744,468 S * 12/2015 Lee D14/248
D745,484 S * 12/2015 Lee D14/138 G
D770,998 S * 11/2016 Kwak D14/138 AA
D771,113 S * 11/2016 Hwang D14/487
D771,684 S * 11/2016 Kim D14/487

(Continued)

FOREIGN PATENT DOCUMENTS

KR 10-2006-0012369 A 2/2006
KR 10-2013-0007311 A 1/2013

(Continued)

OTHER PUBLICATIONS

KIPRIS English Translation of KR 30-0739367 S, published Apr. 21, 2014, previously Sep. 3, 2015 submission.

(Continued)

Primary Examiner — John Windmuller
Assistant Examiner — Benjamin Weeks
(74) *Attorney, Agent, or Firm* — Lewis Roca Rothgerber
Christie LLP

(73) Assignee: **Samsung Display Co., Ltd.**, Yongin-si
(KR)
(**) Term: **15 Years**
(21) Appl. No.: **29/538,501**
(22) Filed: **Sep. 3, 2015**
(30) **Foreign Application Priority Data**

Mar. 6, 2015 (KR) 30-2015-0011543

(51) **LOC (10) Cl.** **14-03**
(52) **U.S. Cl.**
USPC **D14/138 G**

(58) **Field of Classification Search**
USPC ... D14/138 G, 138 R, 138 AD, 203.1, 203.3,
D14/203.4, 203.7, 217, 218, 247, 248,
D14/388, 389, 401, 435, 439, 475, 483
CPC G06F 3/04883; G06F 3/0486; G06F
3/04847; G06F 3/1647; G06F 3/04845
See application file for complete search history.

(56) **References Cited**

U.S. PATENT DOCUMENTS

D678,270 S * 3/2013 Song D14/341
D715,279 S * 10/2014 Lee D14/248

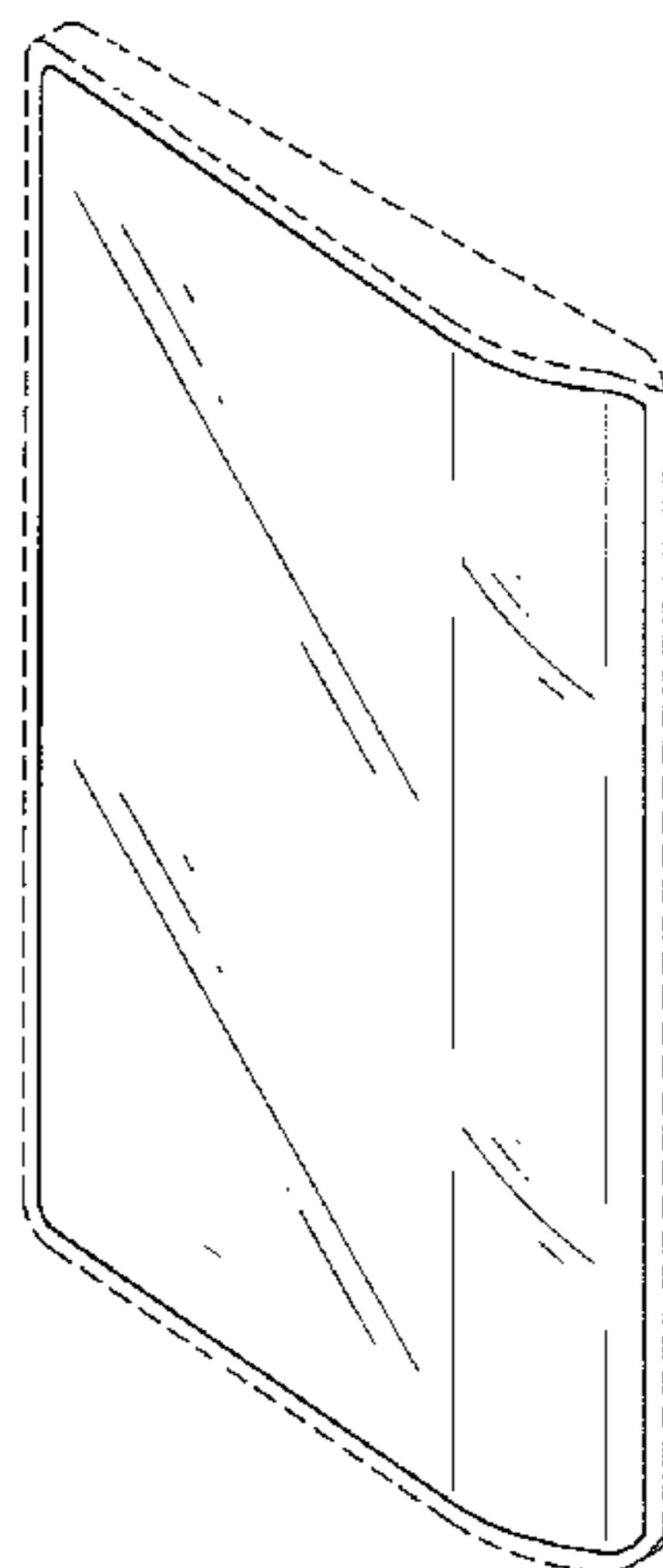
(57) **CLAIM**

The ornamental design for a mobile phone, as shown and described.

DESCRIPTION

FIG. 1 is a front perspective view of a mobile phone showing our new design;
FIG. 2 is a front view thereof;
FIG. 3 is a rear view thereof;
FIG. 4 is a left side view thereof;
FIG. 5 is a right side view thereof;
FIG. 6 is a top view thereof; and,
FIG. 7 is a bottom view thereof.
The broken lines indicate unclaimed portions of the article that form no part of the claimed design.

1 Claim, 5 Drawing Sheets



(56)

References Cited

U.S. PATENT DOCUMENTS

2013/0002133 A1 1/2013 Jin et al.
2013/0300697 A1 11/2013 Kim et al.
2014/0043494 A1 2/2014 Yoshida et al.

FOREIGN PATENT DOCUMENTS

KR 10-2013-0127050 A 11/2013
KR 30-0739367 S 4/2014
KR 30-0747401 S 6/2014

OTHER PUBLICATIONS

KIPRIS English Translation of KR 30-0747401 S, published Jun. 17, 2014, previously Sep. 3, 2015 submission.

* cited by examiner

FIG. 1

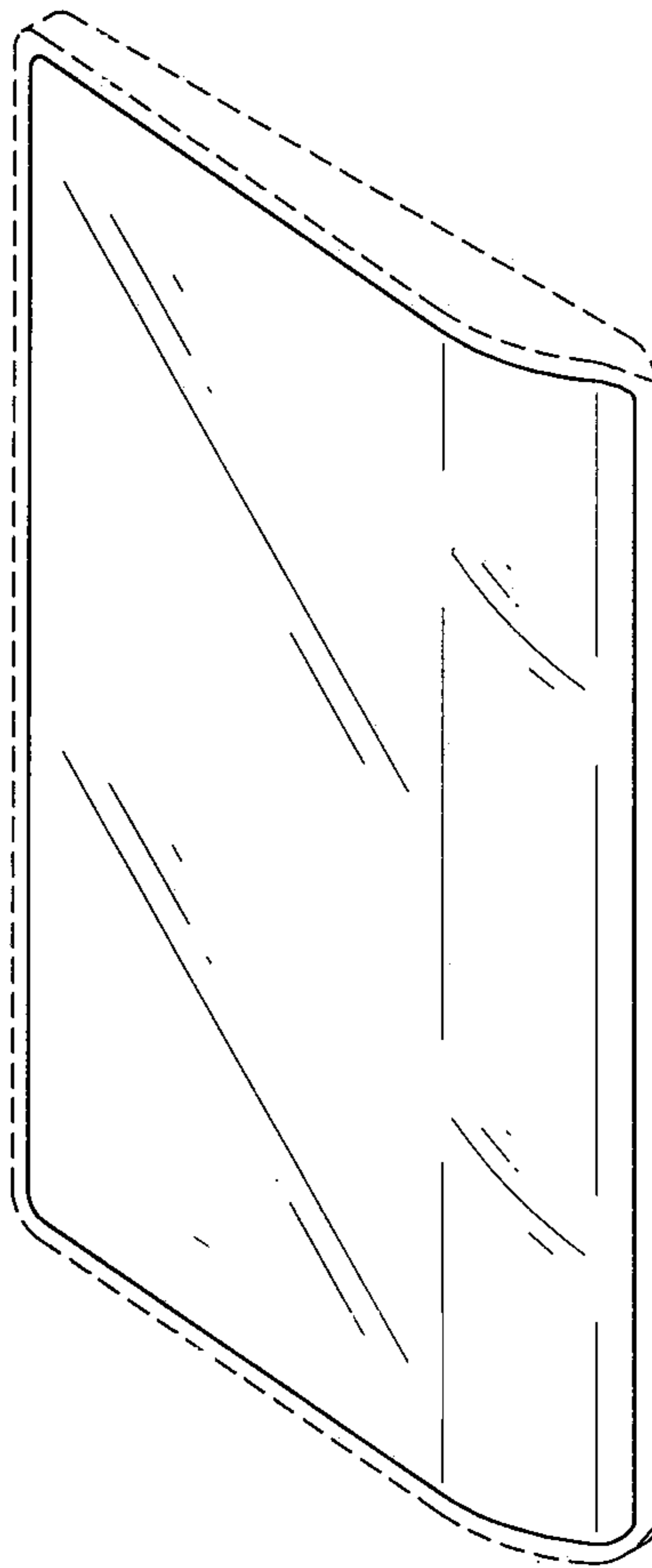


FIG. 2

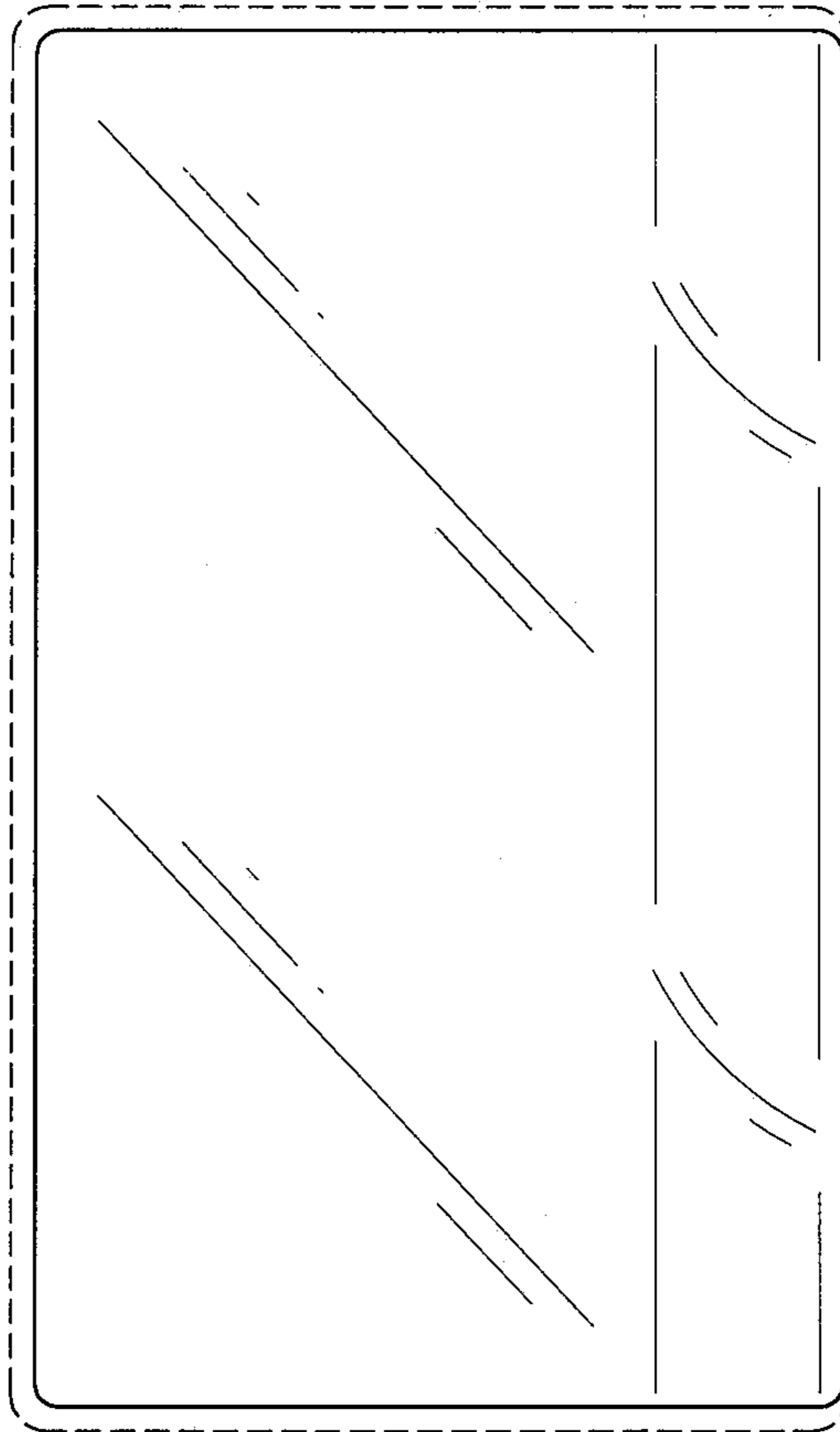


FIG. 3




FIG. 4



FIG. 5



FIG. 6




FIG. 7

