



US00D801918S

(12) **United States Design Patent** (10) **Patent No.:** **US D801,918 S**  
**Santurbane et al.** (45) **Date of Patent:** **\*\* Nov. 7, 2017**

(54) **BATTERY**  
(71) Applicant: **SRAM, LLC**, Chicago, IL (US)  
(72) Inventors: **Mark Santurbane**, Colorado Springs, CO (US); **Brian Jordan**, Highland Park, IL (US); **Christopher Shipman**, Chicago, IL (US)  
(73) Assignee: **SRAM, LLC**, Chicago, IL (US)  
(\*\*) Term: **15 Years**  
(21) Appl. No.: **29/553,191**  
(22) Filed: **Jan. 29, 2016**  
(51) **LOC (10) Cl.** ..... **13-02**  
(52) **U.S. Cl.**  
USPC ..... **D13/103**  
(58) **Field of Classification Search**  
USPC ..... D13/102-106, 110, 118-119, 184  
CPC ..... Y02E 60/12; Y02E 60/122; Y02E 60/124;  
Y02E 60/50; H01M 2/02; H01M 2/022;  
H01M 2/0202; H01M 2/0207; H01M  
2/0212; H01M 2/1061; H01M 2/1022;  
H01M 2/1055; H01M 2/1066; H01M  
2/105; H01M 2/204; H01M 10/4257;  
H01M 10/0436; H01M 10/48; H01M  
10/42  
See application file for complete search history.

(56) **References Cited**  
U.S. PATENT DOCUMENTS  
D347,822 S \* 6/1994 Tong ..... D13/103  
D515,499 S \* 2/2006 Matsuda ..... D13/103  
D592,131 S \* 5/2009 Heinzen ..... D13/103  
D594,403 S \* 6/2009 Yang ..... D13/103  
D604,254 S \* 11/2009 Lanfear ..... D13/162  
D658,581 S \* 5/2012 Reade ..... D13/110  
D677,222 S \* 3/2013 Haapaniemi ..... D13/110

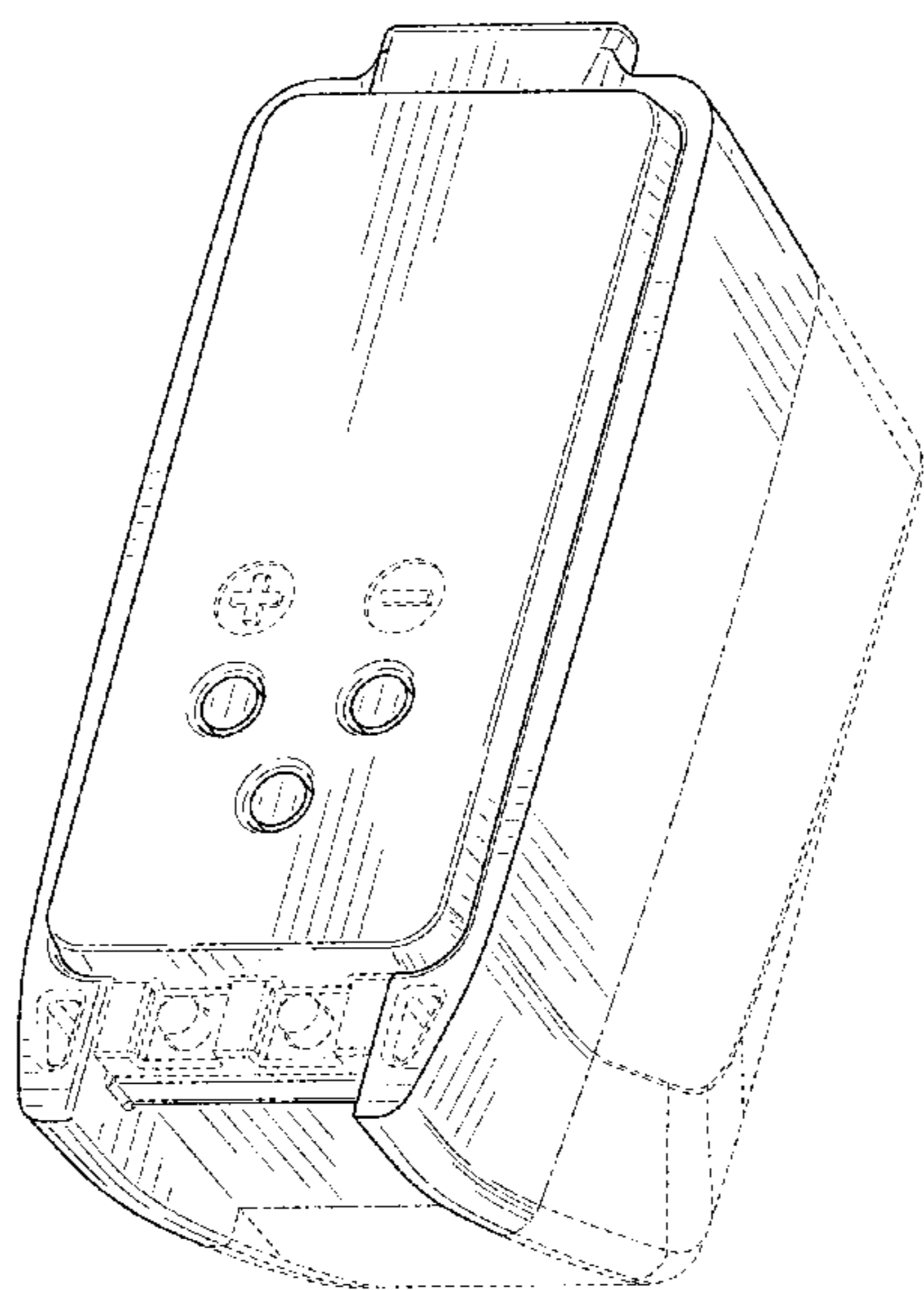
D695,219 S \* 12/2013 Dasbach ..... D13/110  
D699,675 S \* 2/2014 Jacobs ..... H04R 27/00  
D13/110  
8,865,339 B2 \* 10/2014 Enari ..... H01M 2/105  
429/156  
D721,035 S \* 1/2015 Dasbach ..... D13/110  
D729,731 S \* 5/2015 Dasbach ..... D13/110  
D737,758 S \* 9/2015 Takeshita ..... D13/103  
9,303,990 B2 \* 4/2016 Bascom ..... G01C 15/002  
D765,592 S \* 9/2016 Friend ..... D13/103  
D772,806 S \* 11/2016 Ritterling ..... B25F 5/02  
D13/103  
D776,610 S \* 1/2017 Nommensen ..... D13/103  
D783,528 S \* 4/2017 Burwell ..... D13/110

\* cited by examiner  
*Primary Examiner* — Rosemary K Tarcza  
*Assistant Examiner* — Nathaniel D Buckner

(57) **CLAIM**  
We claim the ornamental design for a battery, as shown and described.

**DESCRIPTION**  
FIG. 1 is a front perspective view of a battery showing our new design;  
FIG. 2 is a bottom view of the battery shown in FIG. 1;  
FIG. 3 is a top view of the battery shown in FIG. 1;  
FIG. 4 is a right side view of the battery shown in FIG. 1;  
FIG. 5 is a left side view of the battery shown in FIG. 1;  
FIG. 6 is a front view of the battery shown in FIG. 1;  
FIG. 7 is a rear view of the battery shown in FIG. 1; and,  
FIG. 8 is rear perspective view of the battery shown in FIG. 1.  
The portions of the battery shown in dot-dash lines define the boundary of the claimed design and form no part of the claimed design. The portions of the battery shown in dashed lines illustrate environment and form no part of the claimed design.

**1 Claim, 5 Drawing Sheets**



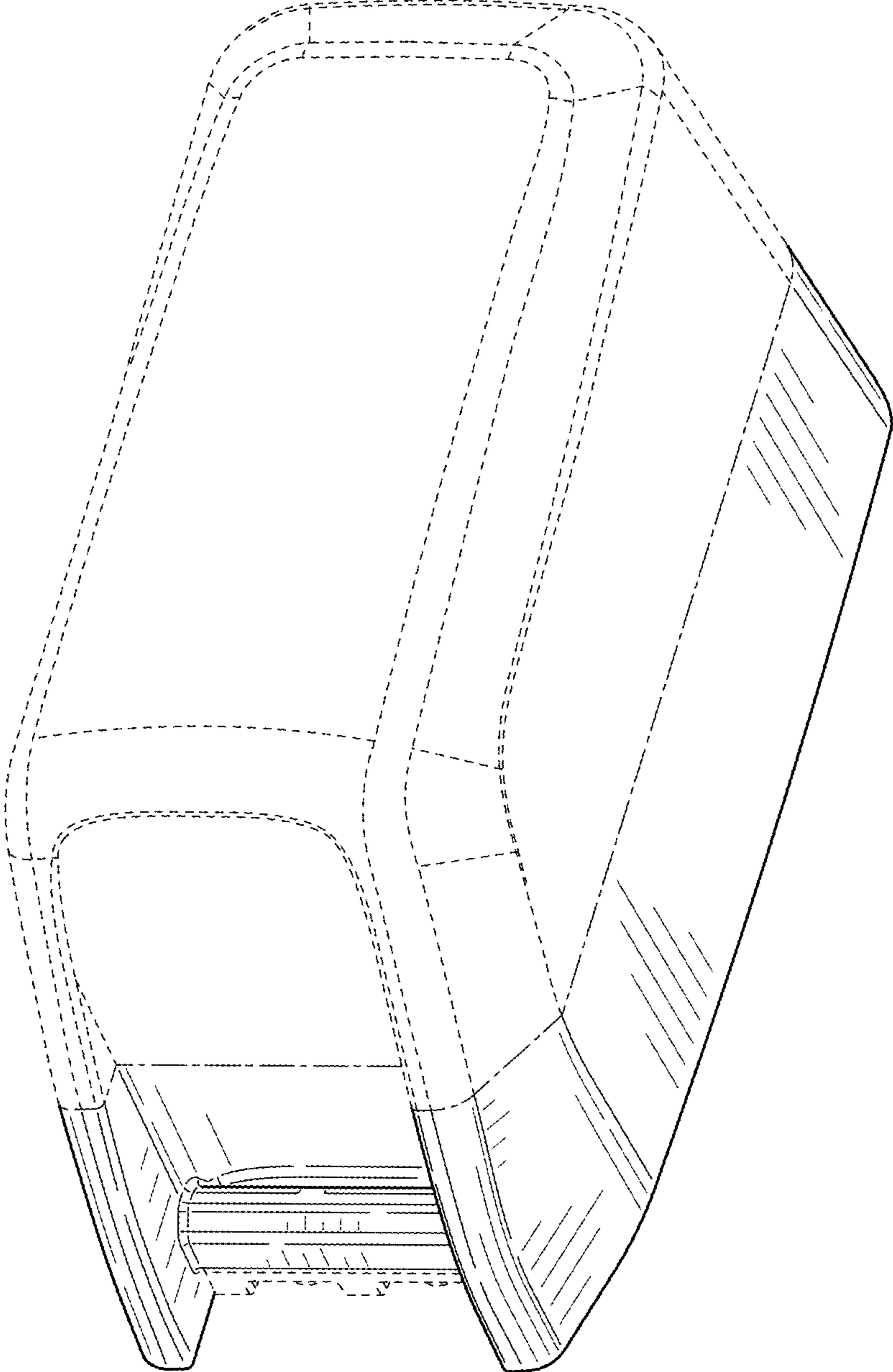


FIG. 1

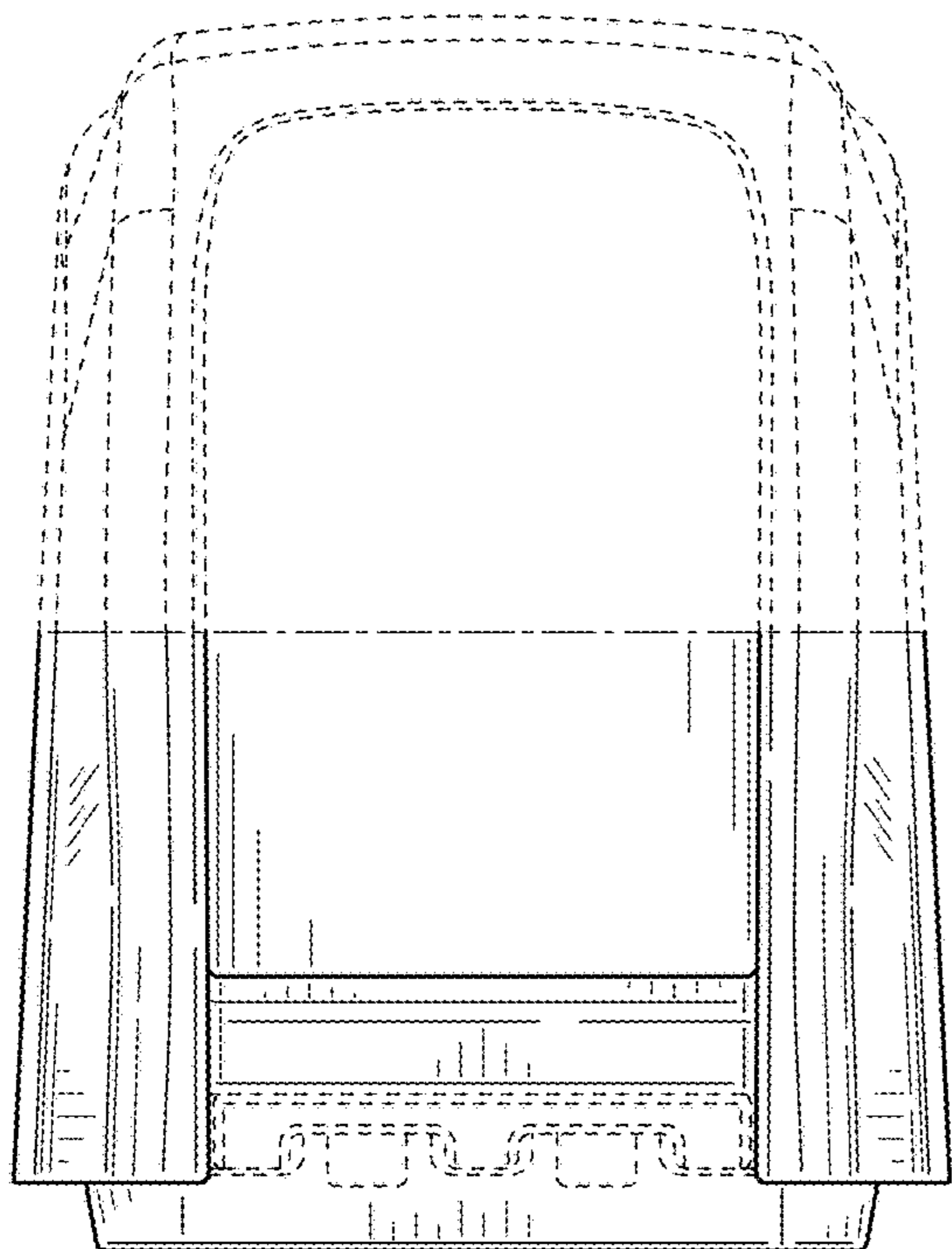


FIG. 2

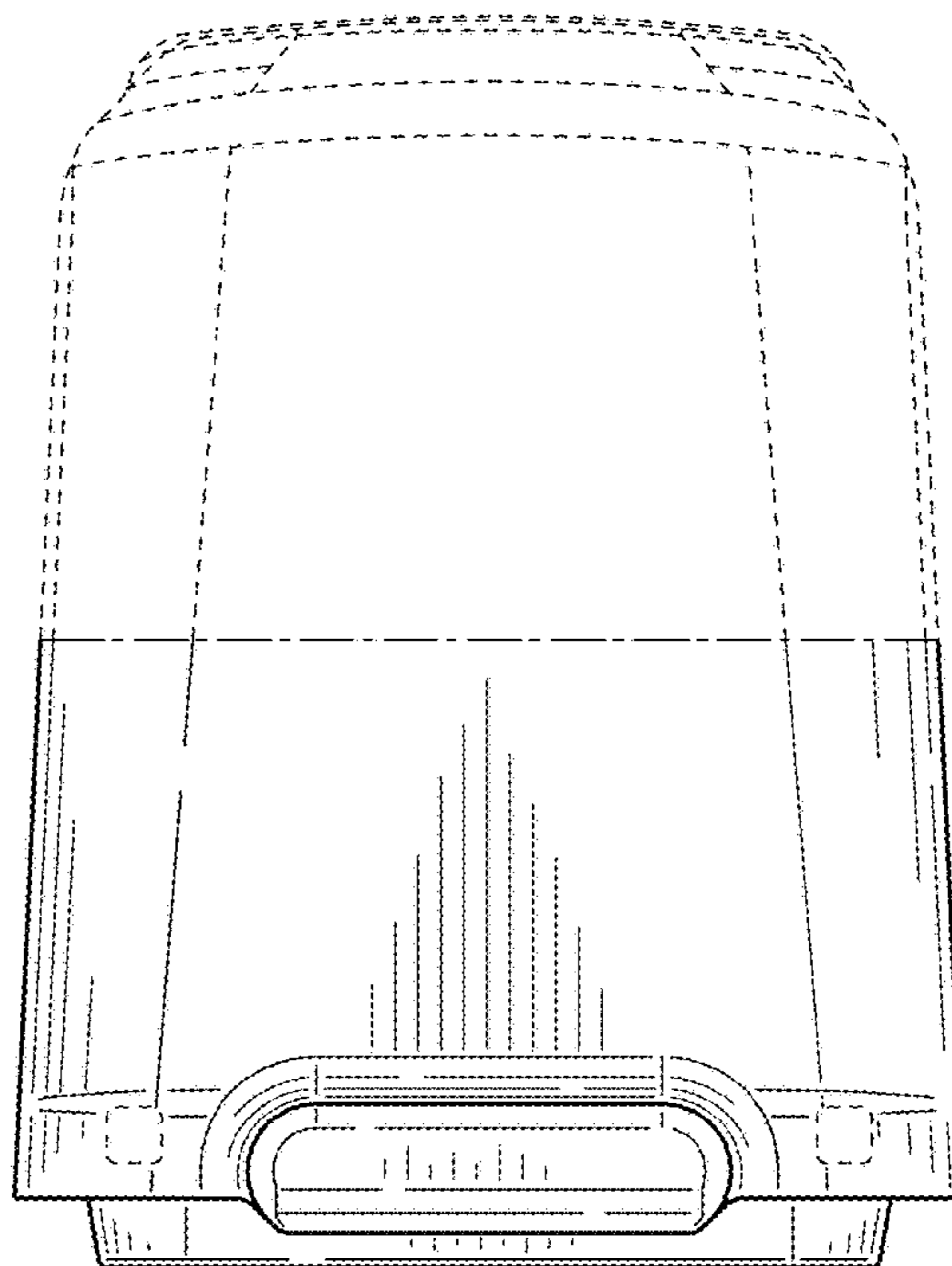


FIG. 3

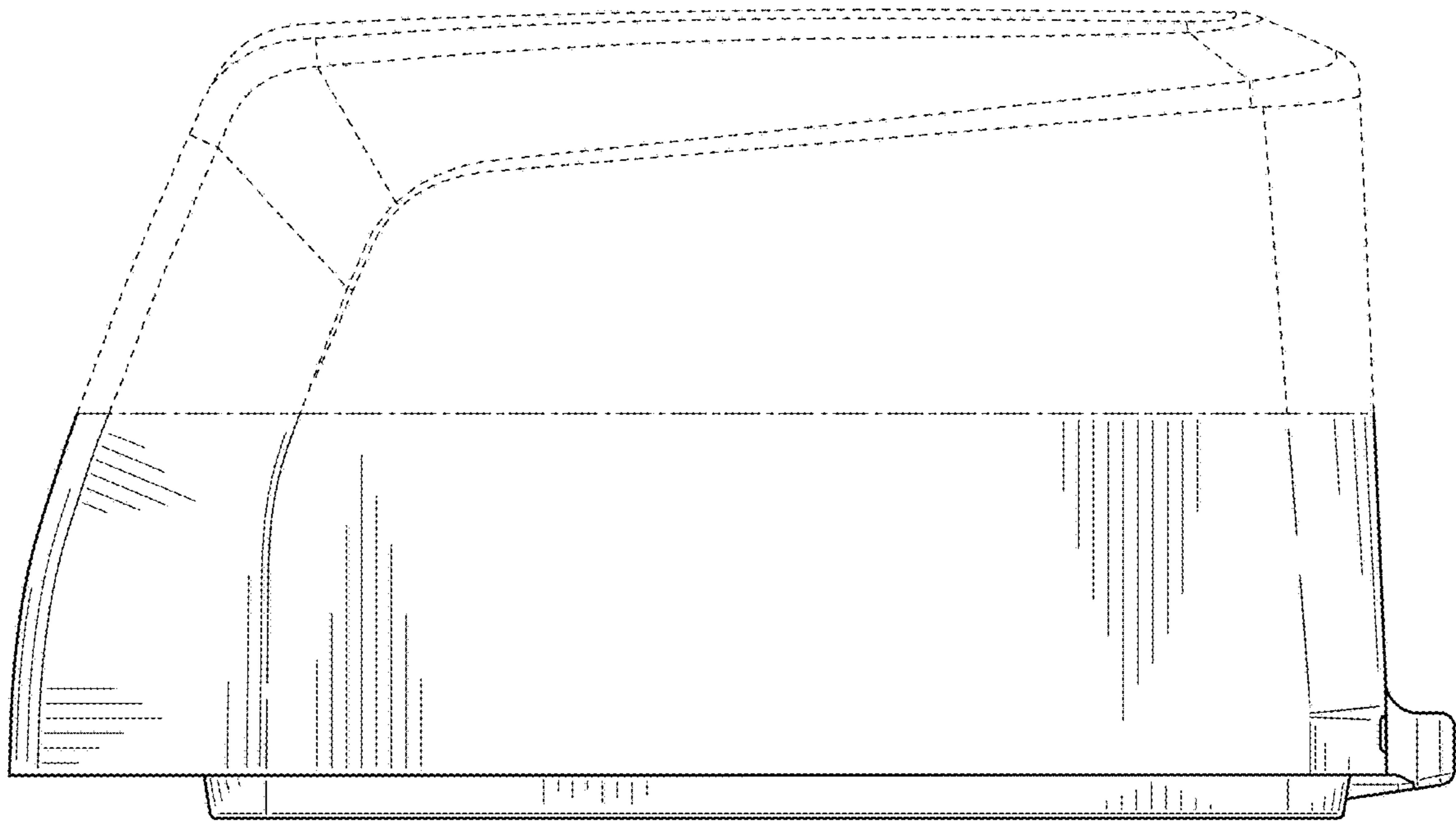


FIG. 4

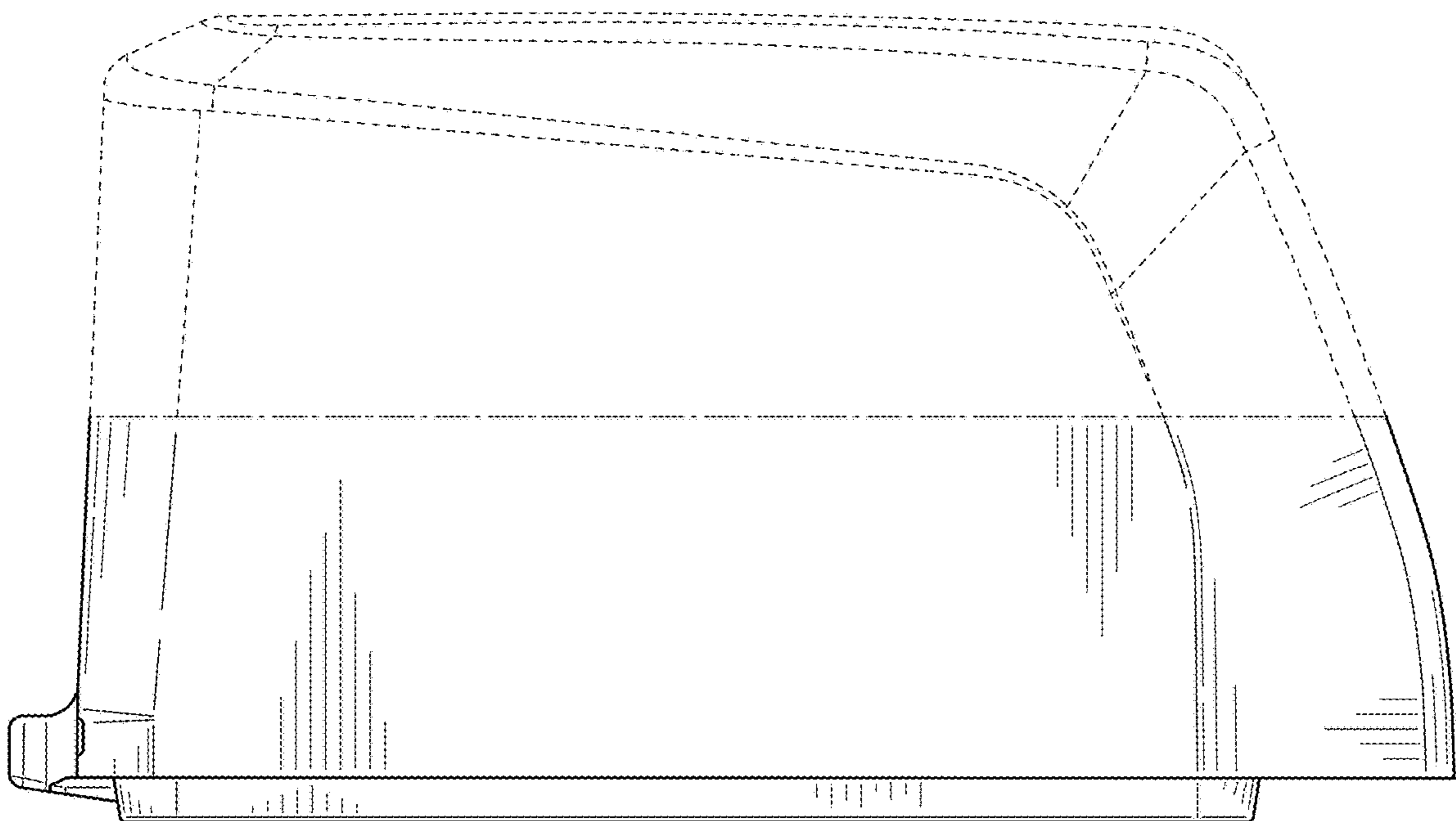


FIG. 5




FIG. 6

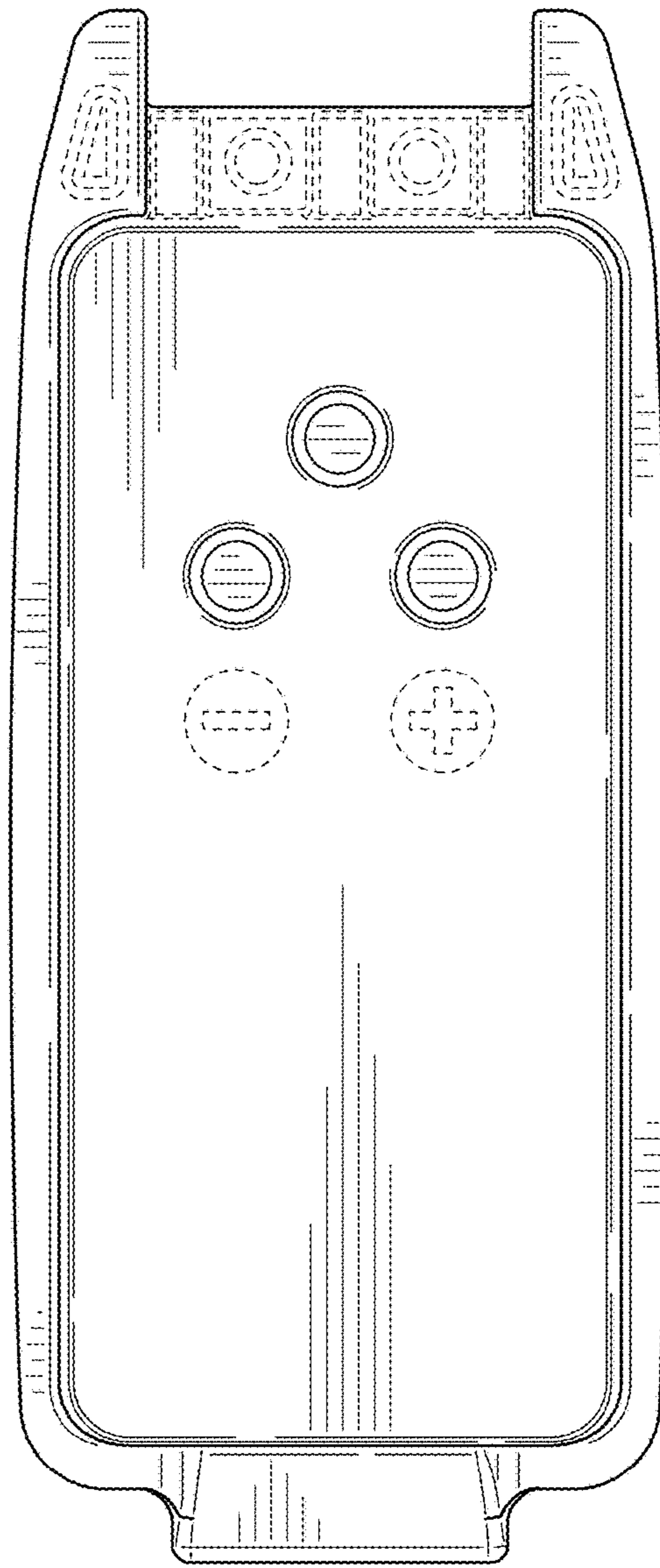


FIG. 7

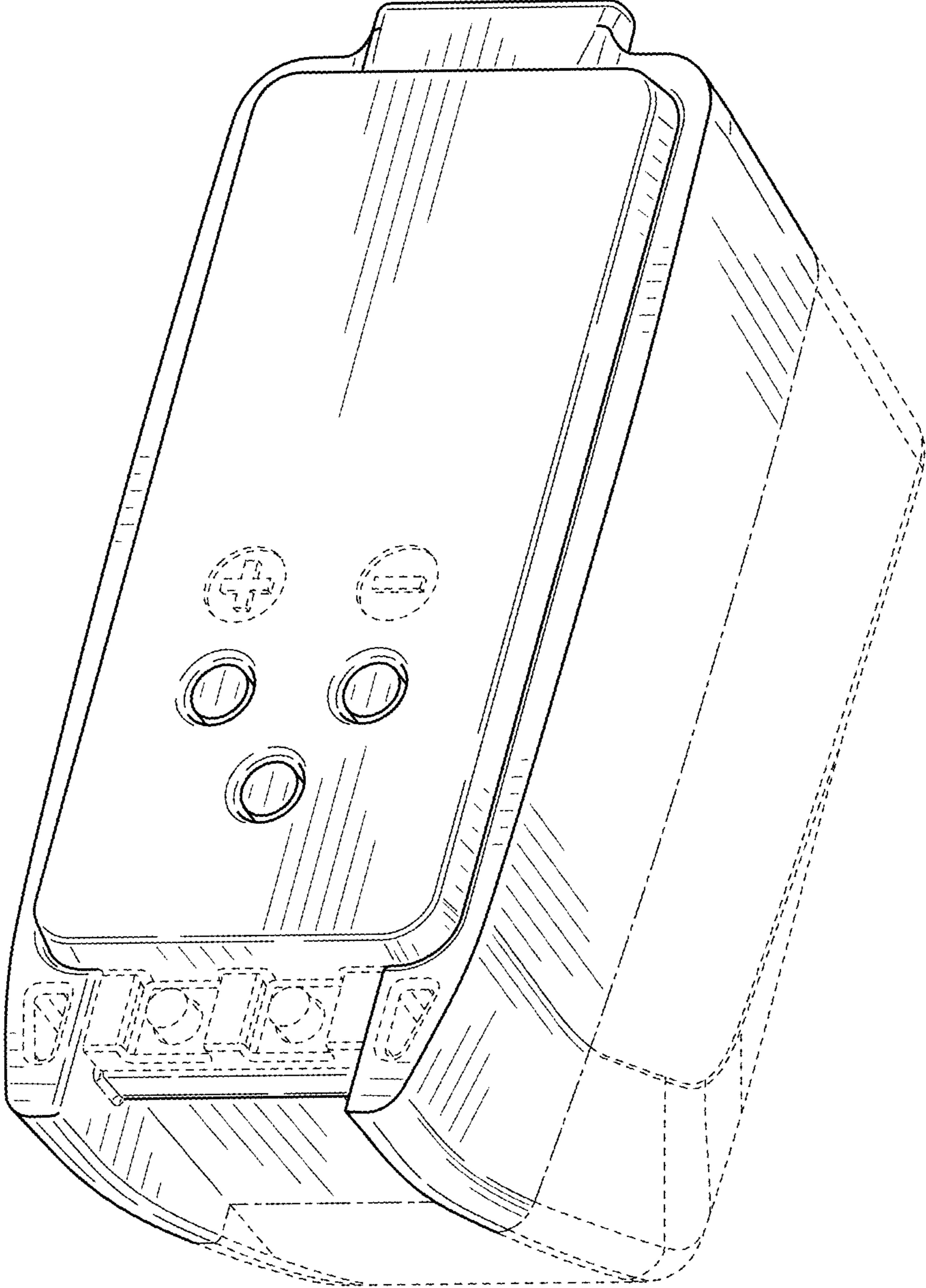


FIG. 8