



US00D801901S

(12) **United States Design Patent**  
**Gardavsky**

(10) **Patent No.:** **US D801,901 S**

(45) **Date of Patent:** **\*\* Nov. 7, 2017**

(54) **VEHICLE WHEEL**

(71) Applicant: **Bayerische Motoren Werke  
Aktiengesellschaft, Munich (DE)**

(72) Inventor: **Gregor Gardavsky, Munich (DE)**

(73) Assignee: **Bayerische Motoren Werke  
Aktiengesellschaft, Munich (DE)**

(\*\*) Term: **15 Years**

(21) Appl. No.: **29/568,036**

(22) Filed: **Jun. 15, 2016**

(30) **Foreign Application Priority Data**

Dec. 16, 2015 (DE) ..... 40 2015 101 340

(51) **LOC (10) Cl.** ..... **12-16**

(52) **U.S. Cl.**  
USPC ..... **D12/209**

(58) **Field of Classification Search**  
USPC ..... D12/204-213  
CPC .... B60B 7/00; B60B 7/02; B60B 7/04; B60B  
7/01; B60B 7/06; B60B 3/02; B60B 3/04;  
B60B 3/06; B60B 3/10; B60B 1/00;  
B60B 1/08; B60B 1/10; B60B 1/12  
See application file for complete search history.

(56) **References Cited**

**U.S. PATENT DOCUMENTS**

|              |         |                 |         |
|--------------|---------|-----------------|---------|
| D538,216 S * | 3/2007  | Sycha .....     | D12/209 |
| D601,074 S * | 9/2009  | Buschmann ..... | D12/209 |
| D614,107 S   | 4/2010  | Juergens et al. |         |
| D617,712 S   | 6/2010  | Juergens et al. |         |
| D645,391 S * | 9/2011  | Weil .....      | D12/209 |
| D649,501 S * | 11/2011 | Platto .....    | D12/209 |
| D649,503 S * | 11/2011 | Platto .....    | D12/209 |
| D651,958 S * | 1/2012  | Chung .....     | D12/209 |
| D664,081 S * | 7/2012  | Muller .....    | D12/209 |

|              |         |                     |         |
|--------------|---------|---------------------|---------|
| D673,093 S * | 12/2012 | Platto .....        | D12/209 |
| D688,181 S * | 8/2013  | Gotschke .....      | D12/209 |
| D691,541 S * | 10/2013 | Behmer .....        | D12/209 |
| D697,007 S * | 1/2014  | Pollmann .....      | D12/209 |
| D714,203 S * | 9/2014  | George .....        | D12/209 |
| D715,715 S * | 10/2014 | Pollmann .....      | D12/209 |
| D726,619 S * | 4/2015  | Gotschke .....      | D12/209 |
| D744,396 S * | 12/2015 | d'Orville .....     | D12/209 |
| D751,019 S * | 3/2016  | Behmer .....        | D12/211 |
| D753,044 S * | 4/2016  | Mielke .....        | D12/209 |
| D755,691 S * | 5/2016  | Gardavsky .....     | D12/209 |
| D756,875 S * | 5/2016  | George .....        | D12/209 |
| D756,879 S * | 5/2016  | George .....        | D12/211 |
| D760,139 S * | 6/2016  | Dionisopoulos ..... | D12/209 |
| D763,763 S * | 8/2016  | Stone .....         | D12/209 |
| D767,464 S * | 9/2016  | Juergens .....      | D12/209 |

(Continued)

**FOREIGN PATENT DOCUMENTS**

|    |                |        |
|----|----------------|--------|
| EM | 000861042-0001 | 3/2008 |
| EM | 001598277-0008 | 1/2010 |

(Continued)

*Primary Examiner* — Stacia Cadmus

(74) *Attorney, Agent, or Firm* — Crowell & Moring LLP

(57) **CLAIM**

The ornamental design for a vehicle wheel, as shown and described.

**DESCRIPTION**

FIG. 1 is a perspective view of a vehicle wheel according to the design;

FIG. 2 is an additional perspective view thereof;



FIG. 3 is an additional perspective view thereof;

FIG. 4 is a front view thereof;

FIG. 5 is a rear view thereof in a lighter gray scale, representing environmental features that form no part of the claimed design; and,

FIG. 6 is a side view thereof.

**1 Claim, 6 Drawing Sheets**



(56)

**References Cited**

U.S. PATENT DOCUMENTS

D773,370 S \* 12/2016 Bucher ..... D12/211  
D776,039 S \* 1/2017 Valencia Pollex ..... D12/209  
D786,765 S \* 5/2017 Gardavsky ..... D12/209

FOREIGN PATENT DOCUMENTS

EM 001636978-0003 11/2010  
EM 001867169-0002 6/2013  
EM 002251314-0004 5/2014

\* cited by examiner





Fig. 1





Fig. 2





Fig. 3





Fig. 4






Fig. 5




Fig. 6