



US00D801899S

(12) **United States Design Patent** (10) **Patent No.:** **US D801,899 S**
Watkin (45) **Date of Patent:** **** Nov. 7, 2017**

(54) **DOOR CASING**
(71) Applicant: **Jaguar Land Rover Limited**, Whitley,
Coventry (GB)

(72) Inventor: **Alex Watkin**, Coventry (GB)
(73) Assignee: **Jaguar Land Rover Limited**, Whitley,
Coventry (GB)

(**) Term: **15 Years**
(21) Appl. No.: **29/538,162**
(22) Filed: **Sep. 1, 2015**

(30) **Foreign Application Priority Data**
Mar. 16, 2015 (EM) 002656462
(51) **LOC (10) Cl.** **12-08**
(52) **U.S. Cl.**
USPC **D12/195**
(58) **Field of Classification Search**
USPC D12/195, 193, 414, 190, 196; D15/17,
D15/28; D10/46, 98, 102-103;
D8/302-303
CPC B60R 13/02; B60R 13/0243; B60J 5/04;
B60N 2/466; B60N 2/4693
See application file for complete search history.

(56) **References Cited**
U.S. PATENT DOCUMENTS
D726,082 S * 4/2015 Finney D12/195
D743,312 S * 11/2015 Iwauchi D12/195
D743,863 S * 11/2015 Finney D12/195
D756,873 S * 5/2016 Donckerwolke D12/195
D761,176 S * 7/2016 Sandys D12/195

D763,757 S * 8/2016 Buffery D12/195
D766,791 S * 9/2016 Buffery D12/195
D766,792 S * 9/2016 Shimizu D12/195
D768,042 S * 10/2016 Lee D12/195
D783,481 S * 4/2017 Yamamoto D12/195

* cited by examiner


Primary Examiner — Katrina A Betton
(74) *Attorney, Agent, or Firm* — Wood Herron & Evans
LLP

(57) **CLAIM**
The ornamental design for a door casing, as shown and
described.

DESCRIPTION

FIG. 1 is a right front perspective view of the inwardly
directed surface of a door casing for a vehicle according to
the present invention.
FIG. 2 is a rear left perspective view of the outwardly
directed surface of the door casing shown in FIG. 1
FIG. 3 is a front view of the door casing shown in FIG. 1.
FIG. 4 is a rear view thereof.
FIG. 5 is a right side view thereof.
FIG. 6 is a left side view thereof.
FIG. 7 is a top view thereof.
FIG. 8 is right front perspective view of the inwardly
directed surface of a door casing for a vehicle, similar to
FIG. 1, but directed to an alternative embodiment of the
invention; and,
FIG. 9 is a rear left perspective view of the outwardly
directed surface of the door casing shown in FIG. 8.
In FIGS. 8 and 9 the broken lines comprise claim boundaries
and neither the portions inside the broken lines nor the
broken lines themselves form any part of the claimed
invention.

1 Claim, 8 Drawing Sheets






FIG. 1




FIG. 2



FIG. 3




FIG. 4




FIG. 5




FIG. 6

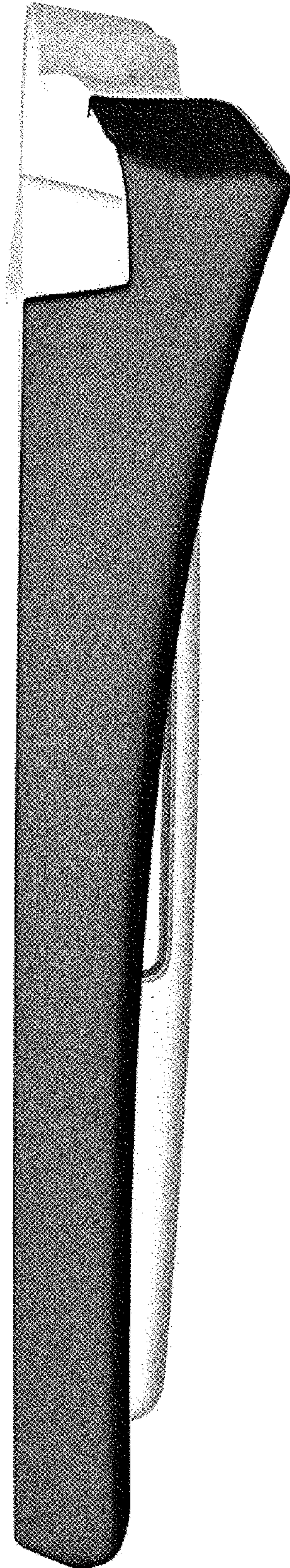


FIG. 7

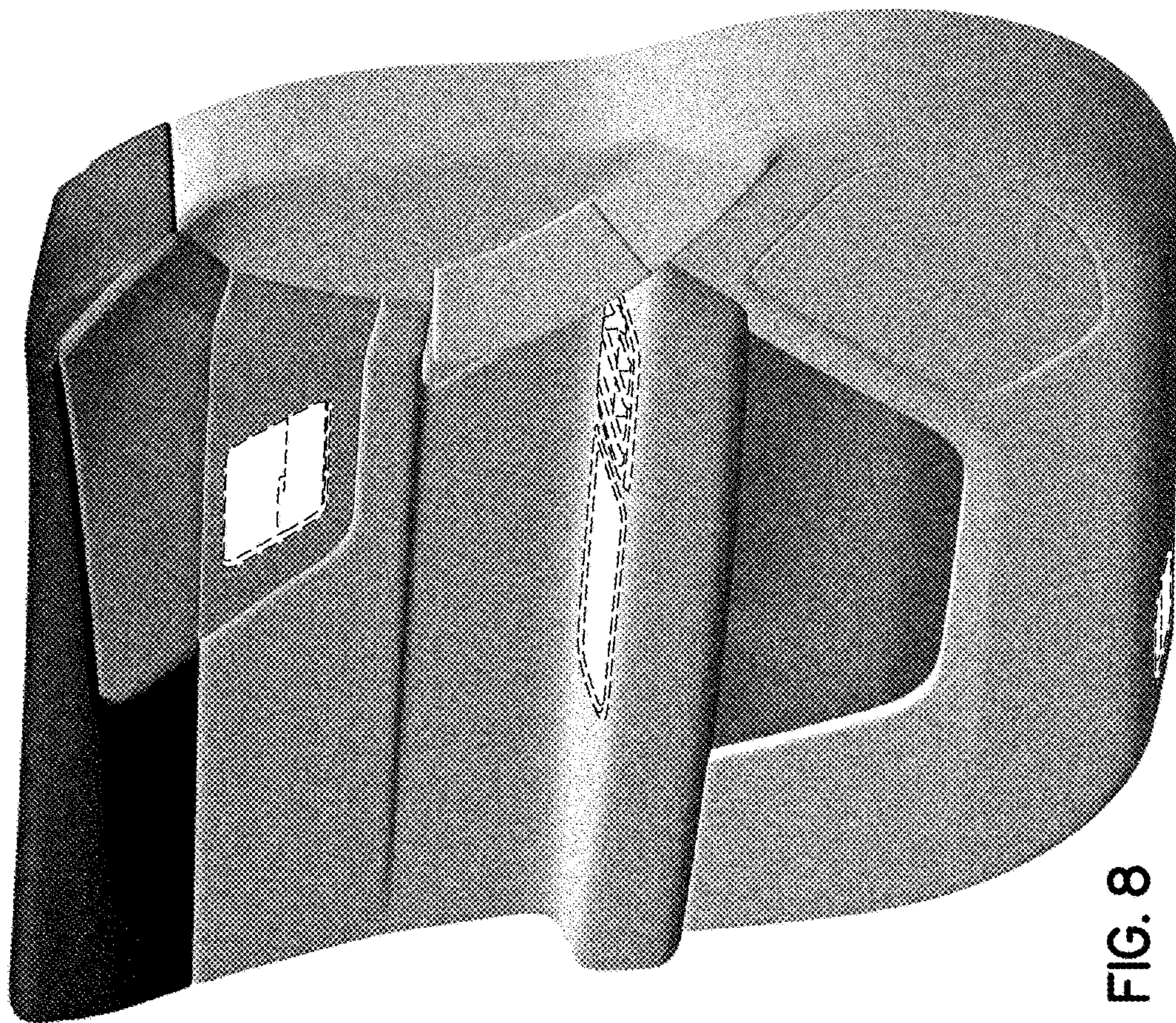


FIG. 8



FIG. 9

UNITED STATES PATENT AND TRADEMARK OFFICE
CERTIFICATE OF CORRECTION

PATENT NO. : D801,899 S
APPLICATION NO. : 29/538162
DATED : November 7, 2017
INVENTOR(S) : Alex Watkin

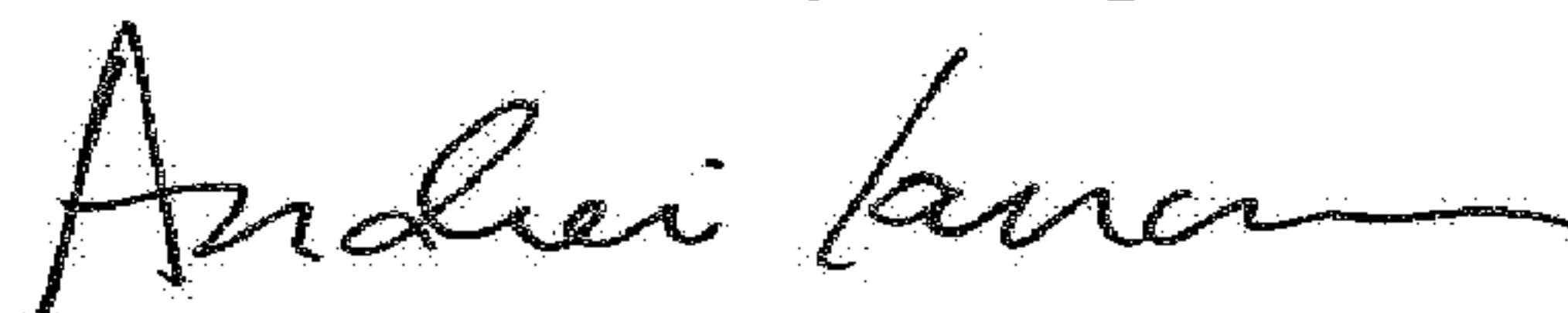
Page 1 of 1

It is certified that error appears in the above-identified patent and that said Letters Patent is hereby corrected as shown below:

On the Title Page

At Column 2, Description, Line 11, "FIG. 8 is right front perspective view" should read --FIG. 8 is a right front perspective view. . .--.

Signed and Sealed this
Seventeenth Day of April, 2018



Andrei Iancu
Director of the United States Patent and Trademark Office